

CLACKAMAS COUNTY BOARD OF COUNTY COMMISSIONERS

Planning Session

Presentation Date: 12-18-2013 **Approx. Start Time:** 1:30 pm **Approx. Length:** 2 hours

Presentation Title: Transportation Program Funding

Department: Department of Transportation & Development

Presenters: Barbara Cartmill, Acting Director, DTD; Diedre Landon, Senior Policy Analyst, DTD; Warren Gadberry and Randy Harmon, Transportation Maintenance Supervisors, DTD

Other Invitees: Mike Bezner, Engineering Manager; Sam Irving, Transportation Maintenance Manager

The County's Transportation Program Budget for 2013-14 is \$35.8 million, with \$23.2 million of that from the Road Fund.

Transportation Program expenses fall into three primary categories:

1. Maintaining County Roads (60%)
2. Related Programs (24%)
3. Emergency Response & Account Balance (16%)

The purpose of this planning session is to provide detailed information on the use of the County Road Fund and other components of the Transportation Program budget.

The attached documents outline how the Road Fund (Motor Vehicle Fund and US Forest Reserve) is allocated among the different transportation programs and other revenue sources that reduce the use of Road Fund for specific activities, and provide activity work plans for this budget year.

ATTACHMENTS:

Attachment A – Transportation Program: 2013/2014 Year-End Cost & Revenue Estimates

Attachment B – Transportation Program: 2013/2014 Activity Work Plan

SUBMITTED BY:

Division Director/Head Approval _____

Department Director/Head Approval _____

County Administrator Approval _____

For information on this issue or copies of attachments, please contact Diedre Landon
@ DLandon@clackamas.us or 503-742-4411.

Programs Activities	Total Program Cost	Road Fund		Other Revenues	
		(Motor Vehicle Fund and US Forest Reserve)		(Program specific revenue and allocations such as fund balance from previous year and interest earnings)	
Maintaining County Roads					
Surface/Roadway Treatments					
Chip Seal	1,548,591	1,419,850	6.12%	128,741	
Crack Seal	119,069	109,170	0.47%	9,899	
Dig Outs	191,044	175,162	0.76%	15,882	
Fog Seal	318,507	292,028	1.26%	26,479	
Gravel Road Maintenance	50,688	46,474	0.20%	4,214	
Paving (County)	118,353	108,514	0.47%	9,839	
Pothole Patching	596,383	541,803	2.34%	54,580	Road work charges to other jurisdictions
Rototilling/Ripping	148,719	136,355	0.59%	12,364	
Slurry Seal	35,781	32,806	0.14%	2,975	
	3,127,135	2,862,163	12.34%	264,972	
Transportation Maintenance					
Athey Work	192,174	176,198	0.76%	15,976	
Bridge Maintenance	1,015,185	930,788	4.01%	84,397	
Culvert Crossings (permitted)	386,474	239,345	1.03%	147,129	Services to other DTD divisions County Agencies
Culvert/Storm Sewers	592,435	528,183	2.28%	64,252	Services to other DTD divisions County Agencies
Ditch Maintenance	552,071	506,175	2.18%	45,896	
Herbicide	280,034	256,754	1.11%	23,280	
Hydroseeding	38,976	35,736	0.15%	3,240	
Manual Brushing	622,446	570,699	2.46%	51,747	
Mechanical Brushing	515,377	472,532	2.04%	42,845	
Shoulder Maintenance	642,328	572,529	2.47%	69,799	Services to other DTD divisions County Agencies
Shoulder Stabilization	273,539	250,799	1.08%	22,740	
Street Sweeping	304,584	279,263	1.20%	25,321	
Vactor	230,543	211,377	0.91%	19,166	
Vegetation: Misc	198,419	181,924	0.78%	16,495	
	5,844,585	5,212,300	22.47%	632,285	
Transportation Operations					
Equipment Operations	2,769,174	2,297,961	9.91%	471,213	Vehicle maintenance fees
Facilities Maintenance	34,064	31,232	0.13%	2,832	
Fleet Replacement	1,025,302	890,064	3.84%	135,238	Auction proceeds
Infrastructure Management	452,932	415,278	1.79%	37,654	
Reclamation	79,922	60,678	0.26%	19,244	Services to other DTD divisions County Agencies
Road Statute Admin	792,938	659,018	2.84%	133,920	Road work charges to other jurisdictions
Rock Inventory	431,260	395,408	1.70%	35,852	
Stockpile Maintenance	131,971	121,000	0.52%	10,971	
Support Services	890,758	816,705	3.52%	74,053	
	6,608,321	5,687,343	24.52%	920,978	
Transportation Safety					
Adopt-A-Road	39,230	35,969	0.16%	3,261	
Emergency Work	565,474	518,464	2.24%	47,010	
Guardrail	262,515	240,691	1.04%	21,824	
Litter	90,169	36,173	0.16%	53,996	Metro grants
Mace	71,230	65,308	0.28%	5,922	
Plastics	208,442	173,113	0.75%	35,329	Road work charges to other jurisdictions
Safety & Loss Control	595,210	520,728	2.25%	74,482	Insurance reimbursements
Striping	931,181	601,768	2.59%	329,413	Road work charges to other jurisdictions
Traffic Engineering	856,018	401,427	1.73%	454,591	Contracts with cities Safe Communities Federal grant
Traffic Signals	960,973	586,083	2.53%	374,890	Road work charges to other jurisdictions
Traffic Signs	788,891	653,307	2.82%	135,584	Road work charges to other jurisdictions
Weighmaster	426,340	264,897	1.14%	161,443	MSCAP grant and overdimensional permit fees
	5,795,673	4,097,927	17.67%	1,697,746	
Related Programs					
Canby Ferry					
Canby Ferry	673,984	537,953	2.32%	136,031	Ridership user fee
Capital Program					
Capital Projects	4,242,902	2,579,328	11.12%	1,663,574	Federal Development Agency DTD Capital Projects
Transportation Planning	726,197	618,825	2.67%	107,372	ODOT grants
	4,969,099	3,198,154	13.79%	1,770,945	
Development Review					
Development Review	1,086,610	702,175	3.03%	384,435	Design & Land Use Review Permits Inspections
Services Districts	134,412	53,238	0.23%	81,174	Lighting District
	1,221,022	755,413	3.26%	465,609	
Department Administration					
Customer Information	579,673	255,962	1.10%	323,711	Services to other DTD divisions County Agencies
Data Services	421,748	186,228	0.80%	235,520	Services to other DTD divisions County Agencies
Department Administration	582,338	240,030	1.03%	342,308	Services to other DTD divisions County Agencies
Financial Oversight	363,751	160,619	0.69%	203,132	Services to other DTD divisions County Agencies
	1,947,510	842,839	3.63%	1,104,671	
Emergency Response & Account Balance					
	5,663,880	0	0.00%	5,663,880	
Total 13/14 Year End Estimate	35,851,209	23,194,091	100.00%	12,657,118	

Other Revenue: fund balance from prior year, interest earnings, services to other DTD divisions/county departments/agencies and miscellaneous revenue.
Road Fund: current year State & Federal Motor Vehicle Fund and US Forest Reserve receipts.
 Maintaining County Roads
 Related Programs
 Emergency Response & Account Balance

Attachment A - Table
REVISED

(2013/2014 Year End Cost & Revenue Estimates)

Programs Activities	Total Program Cost	Transportation Program		Other Revenues (Program specific revenue and allocations such as fund balance from previous year and interest earnings)
		Road Fund (Motor Vehicle Fund and US Forest Reserve)		
Maintaining County Roads	21,375,714	17,859,732	77%	3,515,982
Surface/Roadway Treatments				
Chip Seal	1,548,591	1,419,850	6.12%	128,741
Crack Seal	119,069	109,170	0.47%	9,899
Dig Outs	191,044	175,162	0.76%	15,882
Fog Seal	318,507	292,028	1.26%	26,479
Gravel Road Maintenance	50,688	46,474	0.20%	4,214
Paving (County)	118,353	108,514	0.47%	9,839
Pothole Patching	596,383	541,803	2.34%	54,580
Rototilling/Ripping	148,719	136,355	0.59%	12,364
Slurry Seal	35,781	32,806	0.14%	2,975
	3,127,135	2,862,163	12.34%	264,972
Transportation Maintenance				
Athey Work	192,174	176,198	0.76%	15,976
Bridge Maintenance	1,015,185	930,788	4.01%	84,397
Culvert Crossings (permitted)	386,474	239,345	1.03%	147,129
Culvert/Storm Sewers	592,435	528,183	2.28%	64,252
Ditch Maintenance	552,071	506,175	2.18%	45,896
Herbicide	280,034	256,754	1.11%	23,280
Hydroseeding	38,976	35,736	0.15%	3,240
Manual Brushing	622,446	570,699	2.46%	51,747
Mechanical Brushing	515,377	472,532	2.04%	42,845
Shoulder Maintenance	642,328	572,529	2.47%	69,799
Shoulder Stabilization	273,539	250,799	1.08%	22,740
Street Sweeping	304,584	279,263	1.20%	25,321
Vactor	230,543	211,377	0.91%	19,166
Vegetation: Misc	198,419	181,924	0.78%	16,495
	5,844,585	5,212,300	22.47%	632,285
Transportation Operations				
Equipment Operations	2,769,174	2,297,961	9.91%	471,213
Facilities Maintenance	34,064	31,232	0.13%	2,832
Fleet Replacement	1,025,302	890,064	3.84%	135,238
Infrastructure Management	452,932	415,278	1.79%	37,654
Reclamation	79,922	60,678	0.26%	19,244
Road Statute Admin	792,938	659,018	2.84%	133,920
Rock Inventory	431,260	395,408	1.70%	35,852
Stockpile Maintenance	131,971	121,000	0.52%	10,971
Support Services	890,758	816,705	3.52%	74,053
	6,608,321	5,687,343	24.52%	920,978
Transportation Safety				
Adopt-A-Road	39,230	35,969	0.16%	3,261
Emergency Work	565,474	518,464	2.24%	47,010
Guardrail	262,515	240,691	1.04%	21,824
Litter	90,169	36,173	0.16%	53,996
Mace	71,230	65,308	0.28%	5,922
Plastics	208,442	173,113	0.75%	35,329
Safety & Loss Control	595,210	520,728	2.25%	74,482
Striping	931,181	601,768	2.59%	329,413
Traffic Engineering	856,018	401,427	1.73%	454,591
Traffic Signals	960,973	586,083	2.53%	374,890
Traffic Signs	788,891	653,307	2.82%	135,584
Weighmaster	426,340	264,897	1.14%	161,443
	5,795,673	4,097,927	17.67%	1,697,746
Related Programs	8,811,615	5,334,359	23%	3,477,256
Canby Ferry				
Canby Ferry	673,984	537,953	2.32%	136,031
Capital Program				
Capital Projects	4,242,902	2,579,328	11.12%	1,663,574
Transportation Planning	726,197	618,825	2.67%	107,372
	4,969,099	3,198,154	13.79%	1,770,945
Development Review				
Development Review	1,086,610	702,175	3.03%	384,435
Services Districts	134,412	53,238	0.23%	81,174
	1,221,022	755,413	3.26%	465,609
Department Administration				
Customer Information	579,673	255,962	1.10%	323,711
Data Services	421,748	186,228	0.80%	235,520
Department Administration	582,338	240,030	1.03%	342,308
Financial Oversight	363,751	160,619	0.69%	203,132
	1,947,510	842,839	3.63%	1,104,671
Emergency Response & Account Balance	5,663,880	0	0%	5,663,880
Total 13/14 Year End Estimate	35,851,209	23,194,091	100.00%	12,657,118

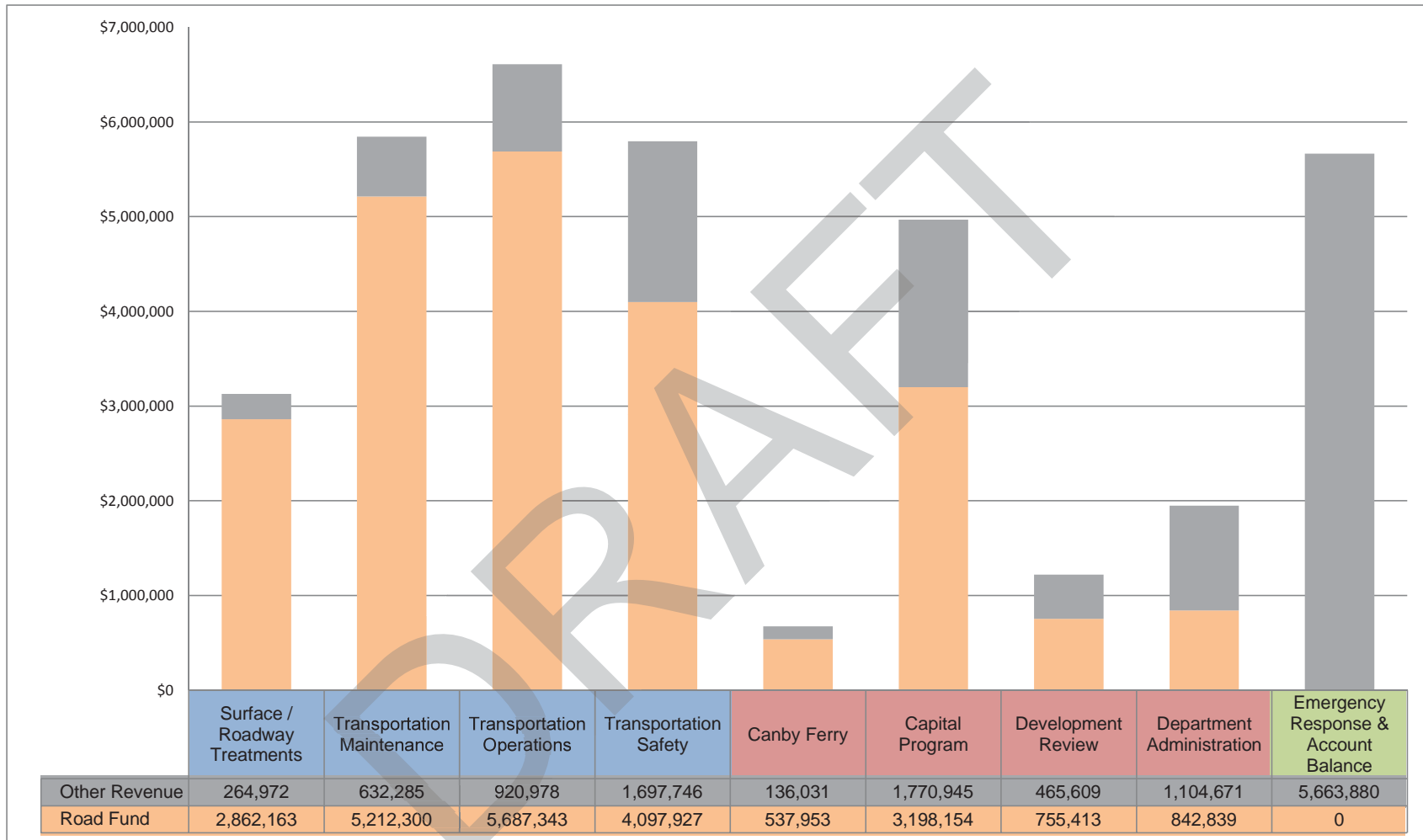
Other Revenue: fund balance from prior year, interest earnings, services to other DTD divisions/county departments/agencies and miscellaneous revenue.
Road Fund: current year State & Federal Motor Vehicle Fund and US Forest Reserve receipts.
 Maintaining County Roads
 Related Programs
 Emergency Response & Account Balance

Transportation Program

(2013/2014 Activity Work Plan)

\$35.9 Million*

Revenue from the Road Fund, shown in orange, may only be spent on roads.



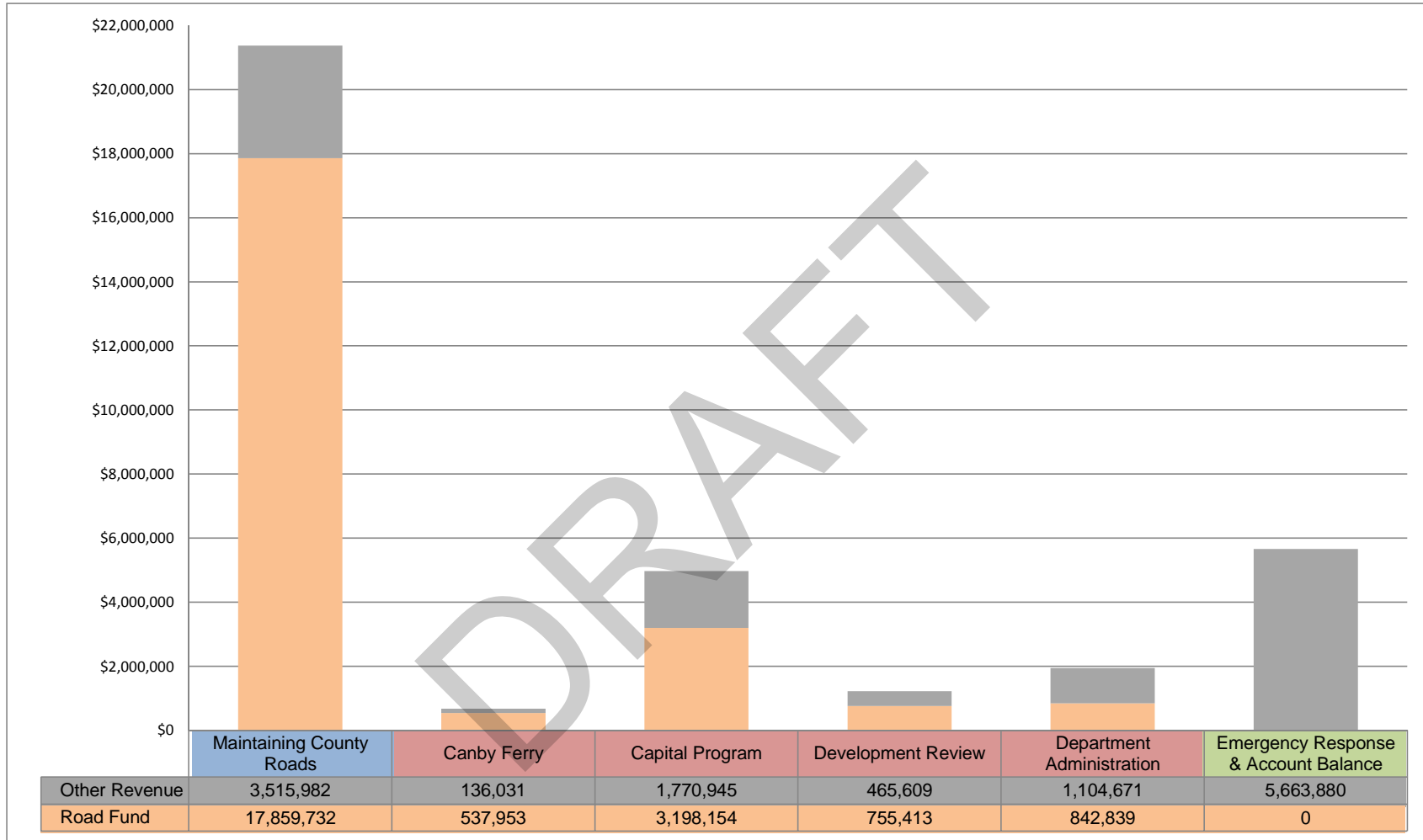
- Other Revenue:** fund balance from prior year, interest earnings, services to other DTD divisions/county departments/agencies and miscellaneous revenue.
- Road Fund:** current year State & Federal Motor Vehicle Fund and US Forest Reserve receipts.
- Maintaining County Roads**
- Related Programs**
- Emergency Response & Account Balance**

Transportation Program

(2013/2014 Activity Work Plan)

\$35.9 Million*

Revenue from the Road Fund, shown in orange, may only be spent on roads.

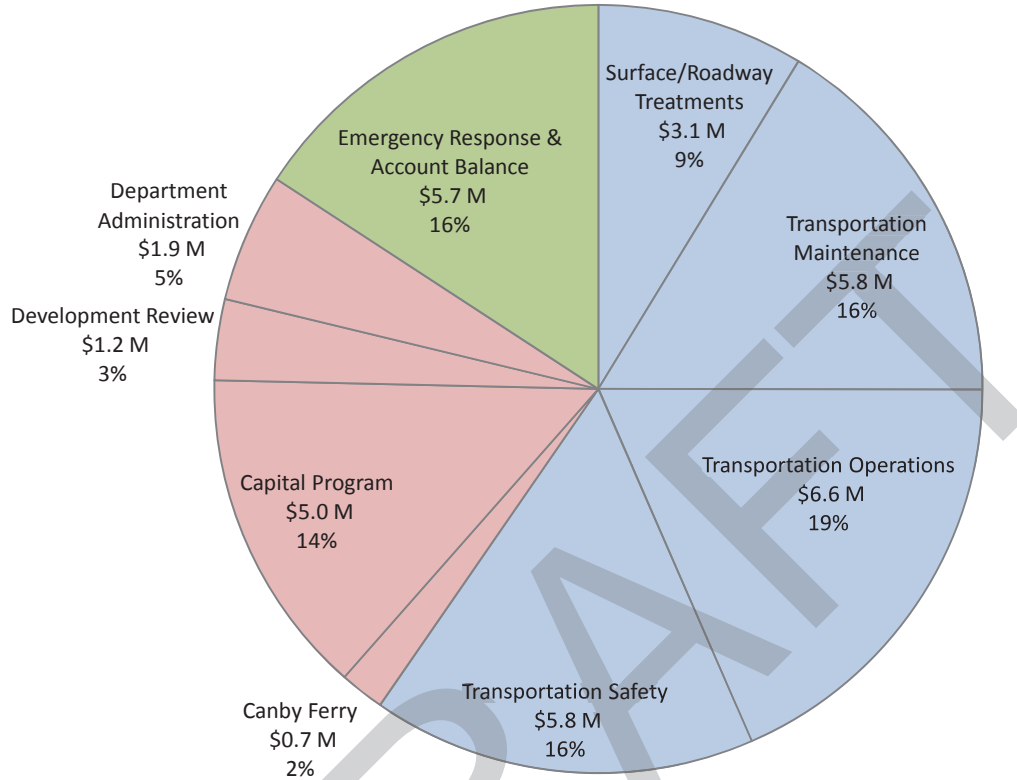


- Other Revenue:** fund balance from prior year, interest earnings, services to other DTD divisions/county departments/agencies and miscellaneous revenue.
- Road Fund:** current year State & Federal Motor Vehicle Fund and US Forest Reserve receipts.
- Maintaining County Roads**
- Related Programs**
- Emergency Response & Account Balance**

Transportation Program

(2013/2014 Activity Work Plan)

\$35.9 Million*



*Graph values represent millions (M) of dollars.

Maintaining County Roads	Total Program Cost	Amount Paid for with Road Fund
Surface/Roadway Treatments - \$3.1 Million	\$3,127,135	\$2,862,163
Transportation Maintenance - \$5.8 Million	\$5,844,585	\$5,212,300
Transportation Operations - \$6.6 Million	\$6,608,321	\$5,687,343
Transportation Safety - \$5.8 Million	\$5,795,673	\$4,097,927

Related Programs	Total Program Cost	Amount Paid for with Road Fund
Canby Ferry - \$670,000	\$673,984	\$537,953
Capital Program - \$5.0 Million	\$4,969,099	\$3,198,154
Development Review - \$1.2 Million	\$1,221,022	\$755,413
Department Administration - \$1.9 Million	\$1,947,510	\$842,839

Emergency Response & Account Balance	Total Program Cost	Amount Paid for with Road Fund
Emergency Response & Account Balance	\$5,663,880	\$0

- Road Fund:** current year State & Federal Motor Vehicle Fund and US Forest Reserve receipts.
- Maintaining County Roads
- Related Programs
- Emergency Response & Account Balance

Road Fund: current year State & Federal Motor Vehicle Fund and US Forest Reserve receipts.

Maintaining County Roads

Surface/Roadway Treatments - \$3.1 Million

Amount Paid for with Road Fund

\$2.8 Million

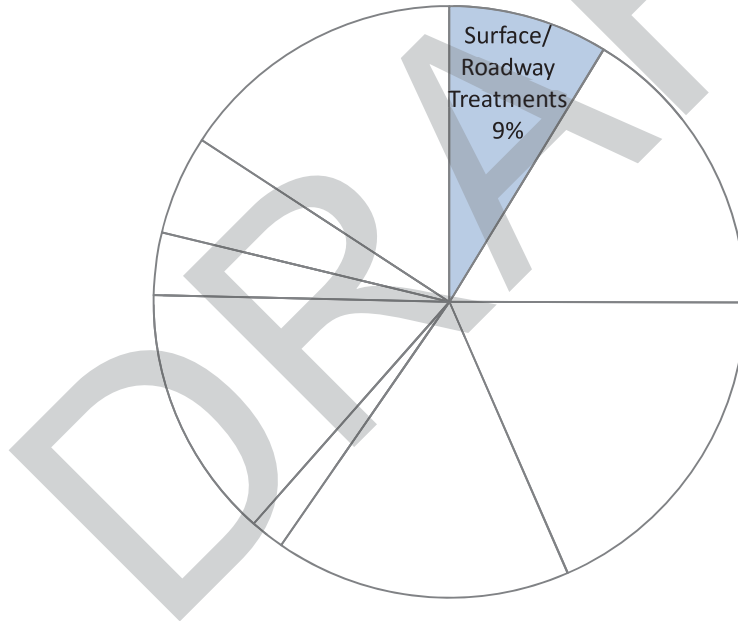
Program Description

Nine different maintenance activities:

- ◆ Chip Seal
- ◆ Crack Seal
- ◆ Dig Outs
- ◆ Fog Seal
- ◆ Gravel Road Maintenance
- ◆ Paving (County)
- ◆ Pothole Patching
- ◆ Rototilling/Ripping
- ◆ Slurry Seal

13/14 Activities Include:

- ◆ 61 miles of chip seal in the Brightwood/Sandy area
- ◆ 50-60 centerline miles of crack seal
- ◆ Dig outs before resurfacing to remove soft spots
- ◆ Schedule 61.02 centerline miles of Fog Seal at an average cost of \$1,800 per mile
- ◆ Gravel Road Maintenance of 5.78 miles of gravel roads
- ◆ 5 miles of paving and/or cement-treated base
- ◆ 2,000 pothole patching request responses
- ◆ Rototilling/ripping as needed on asphalt pavement with insufficient structural strength
- ◆ 5 miles of slurry seal in Happy Valley/Damascus area



Transportation Maintenance - \$5.8 Million

Amount Paid for with Road Fund
\$5.2 Million

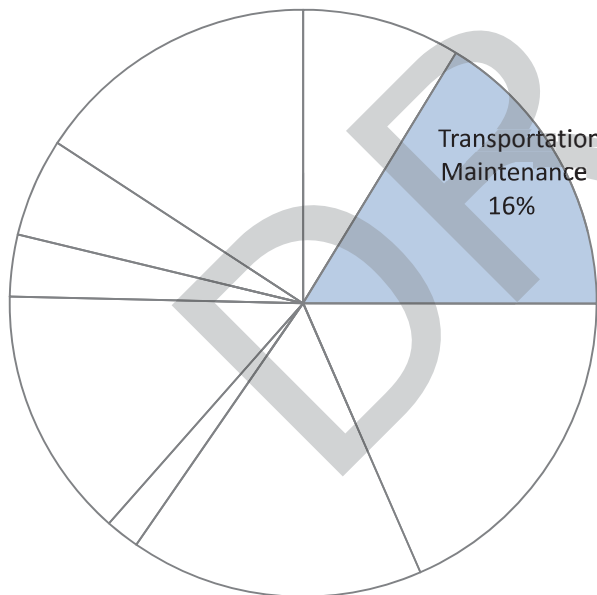
Program Description

Routine bridge/drainage system maintenance, vegetation control and street sweeping, as needed, of:

- ◆ 2,778 miles of shoulder
- ◆ 180 bridges
- ◆ 8,131 culverts
- ◆ 9,329 catch basins
- ◆ 1,394 miles of centerline
- ◆ 15,845 feet of frontage
- ◆ 137 miles of bike/ped facilities

13/14 Activities Include:

- ◆ Remove debris from ditches and replace dirt shoulders with rock on 90 miles of shoulder
- ◆ 950-1,400 feet/day of ditch and erosion control
- ◆ Apply herbicide to 2,100 miles of road shoulder and 500 acres of foliage along roadways
- ◆ Re-vegetate ditches, slide areas and any other disturbed areas
- ◆ Brush 600 shoulder miles and mow 550 shoulder miles
- ◆ Adding shoulder rock, reshape, repair washouts to 50 miles of rock shoulders
- ◆ Repair 7 or more shoulder stabilization sites
- ◆ Clean approximately 600 catch basins, 35 dry wells and 20,000 feet of underground pipe
- ◆ Keep medians in acceptable condition, including litter removal and vandalism/damage repair



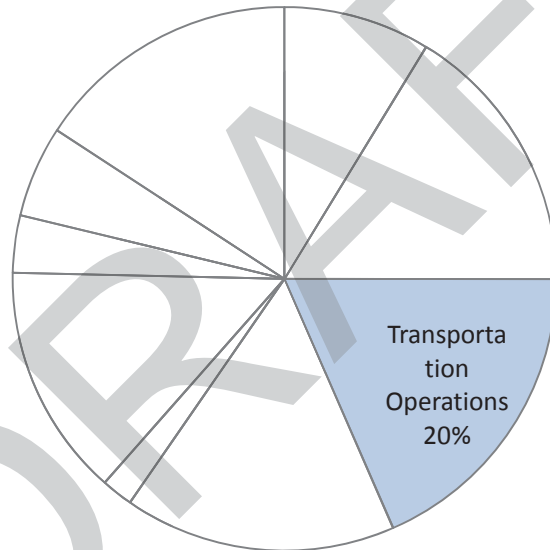
Transportation Operations - \$6.6 Million	Amount Paid for with Road Fund
	\$5.7 Million

Program Description

All equipment, facilities, materials and support personnel required for all the other programs, including equipment operations, facilities maintenance, fleet replacement, infrastructure management, reclamation, road statute administration, rock inventory, stockpile maintenance and support services.

13/14 Activities Include:

- ◆ Safety inspections, cleaning, fueling, delivery and maintenance of all vehicles
- ◆ Maintain, renovate and repair maintenance buildings in Brightwood, Barton and Oregon City
- ◆ Provide fleet replacement services for 300 pieces of equipment
- ◆ Administer Pavement Management System
- ◆ Operate 2 rock quarries, maintain 17 rock storage sites, 1 fill dirt site and 4 sand sheds
- ◆ Interpret and enforce state statutes on road and right-of-way use and related permitting
- ◆ Technical, engineering and administrative support to Transportation Maintenance and Transportation Engineering



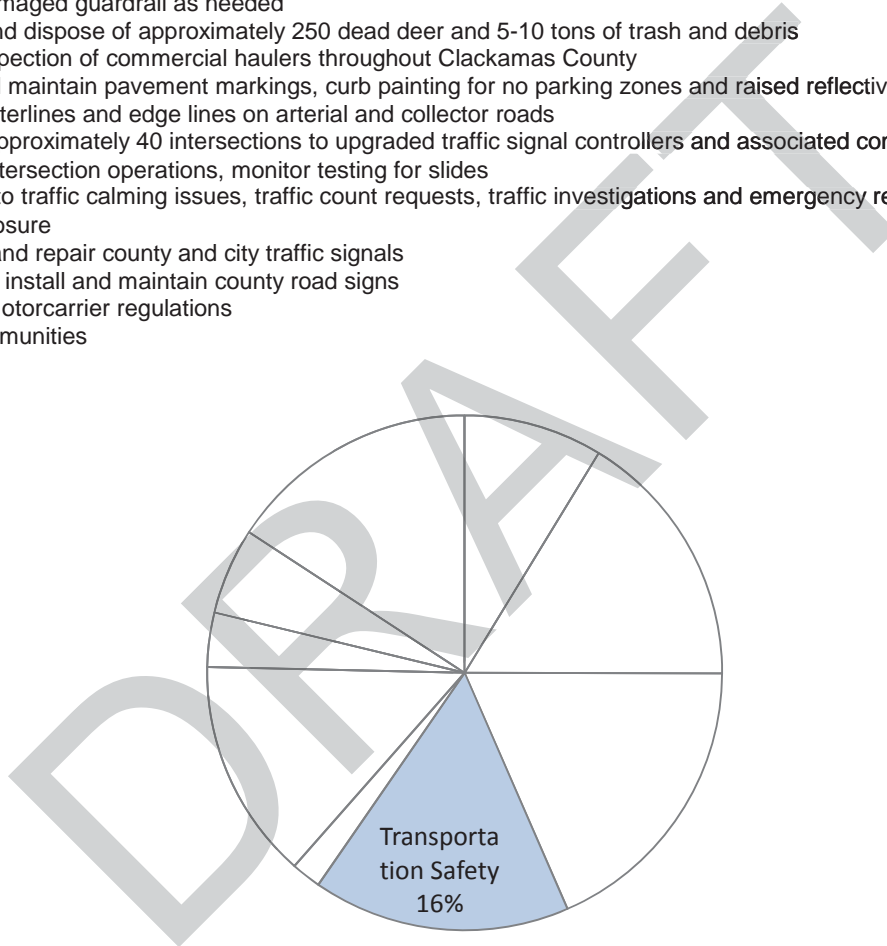
Transportation Safety - \$5.8 Million	Amount Paid for with Road Fund
	\$4.1 Million

Program Description

Activities to keep County roads safe and free from roadway hazards, including emergency work, guardrail maintenance, litter pickup and disposal, roadway striping, installing pavement markings, monitoring traffic flow, and maintaining signals and signs.

13/14 Activities Include

- ◆ Managing adoption of 10 new Adopt-a-Road sections
- ◆ 24 hour a day response to traffic hazards such as trees in the roadway, sinkholes, slides, winter weather and standing water.
- ◆ Repair damaged guardrail as needed
- ◆ Pick up and dispose of approximately 250 dead deer and 5-10 tons of trash and debris
- ◆ Safety inspection of commercial haulers throughout Clackamas County
- ◆ Install and maintain pavement markings, curb painting for no parking zones and raised reflective pavement markers
- ◆ Stripe centerlines and edge lines on arterial and collector roads
- ◆ Convert approximately 40 intersections to upgraded traffic signal controllers and associated communications equipment, reviews intersection operations, monitor testing for slides
- ◆ Respond to traffic calming issues, traffic count requests, traffic investigations and emergency response to traffic fatality or road closure
- ◆ Maintain and repair county and city traffic signals
- ◆ Fabricate, install and maintain county road signs
- ◆ Enforce motorcarrier regulations
- ◆ Safe Communities



Road Fund: current year State & Federal Motor Vehicle Fund and US Forest Reserve receipts.
Related Programs

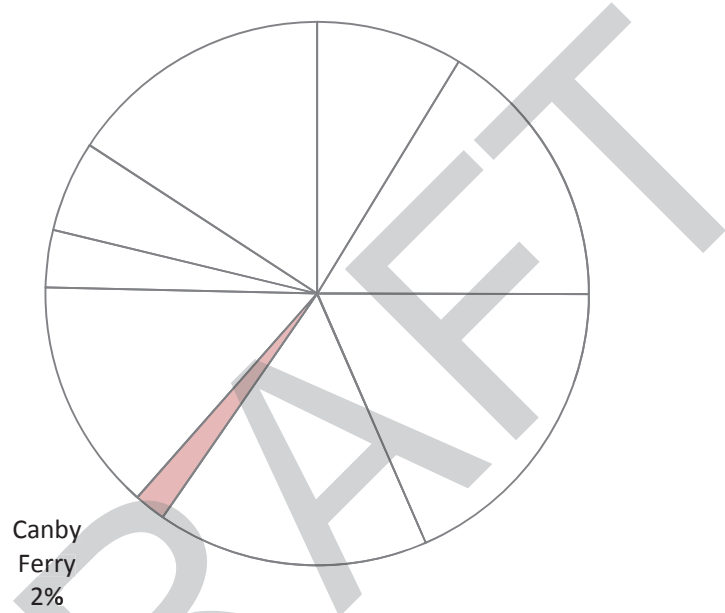
Canby Ferry - \$670,000	Amount Paid for with Road Fund
	\$540,000

Program Description

The Canby Ferry travels between Canby and the Stafford area near Wilsonville -- the only crossing of the Willamette River between the bridge at Oregon City and the Interstate 5 Bridge at Wilsonville.

13/14 Activities Include:

A Ferry operations team of three full-time employees and five relief operators with two work shifts daily (15 hours total), seven days a week. The Ferry transports approximately 80,000 vehicles and on average makes 25,000 river crossings yearly.



Capital Program - \$5.0 Million	Amount Paid for with Road Fund
	\$3.2 Million

Program Description

Road improvements, bridge rehabilitation and replacement, traffic engineering, traffic safety, fish-friendly culvert replacements and bike/ped projects to address capacity and safety improvements and major maintenance projects to extend the life of the infrastructure system (contract paving and road reconstruction, culvert replacement, bridge painting).

13/14 Activities Include:

D - Design; C - Construction

Road projects:

- ◆ East Barlow Trail Rd-Permanent Restoration (D)
- ◆ Sunrise JTA Project Coordination (C)
- ◆ Evelyn/Jennifer Intersection (D)
- ◆ Hwy 224 @ Springwater Temporary Signal (D)
- ◆ Lawnfield Phase 3 (C)
- ◆ Hwy 212/Lawnfield (102nd & Lawnfield/Mather Connection) (C)
- ◆ Monterey Extension (82nd to Fuller) (D)
- ◆ Sunrise-Lawnfield (D)

Bike/pedestrian projects:

- ◆ Harmony Rd ITS & Pedestrian Improvements (D)
- ◆ SE 122nd & 132nd Sidewalks (D)

Safety projects:

- ◆ Wilsonville Rd & Ladd Hill Intersection (C)
- ◆ Barlow/Zimmerman Intersection Improvements (D)
- ◆ Kellogg Ave & Risley Ave Safety Improvements (D)

Bridge projects:

- ◆ Salmon River (Arrah Wanna Road) Bridge (C)
- ◆ Clackamas River (Springwater Road) Bridge (C)
- ◆ Salmon River (Elk Park Road) Bridge (C)
- ◆ Pudding River (Whiskey Hill Road) Bridge (C)
- ◆ Rock Creek (Wilhoit Road MP 1.82) Bridge Replacement (C)
- ◆ Rock Creek (Barlow Road) Bank Stabilization (C)
- ◆ Tolbert Street SE 82nd Drive-Minuteman Way (D)
- ◆ Deep Creek (Amisigger Road) Bridge Phase 2 (D)

Storm drain projects:

- ◆ Henrici Road at Athens Drive (D)
- ◆ Rock Creek (Wilhoit Road MP 2.23) Streambank (D)
- ◆ Rock Creek (Wilhoit Road MP 2.23) Streambank (D)



Development Review - \$1.2 Million	Amount Paid for with Road Fund
	\$755,000

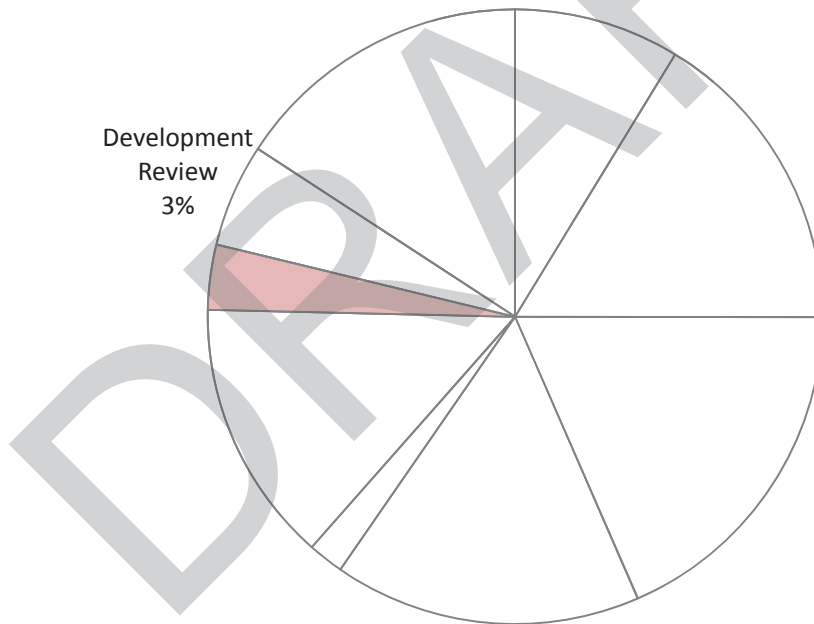
Program Description

Review and process applications for development in unincorporated areas to comply with the Zoning and Development Ordinance, County Road Standards, and state and local regulations. Developers are often required to design and construct roadway improvements as part of their land use approval to mitigate their impacts as well as meet the regulatory requirements for storm water and roadway facilities.

This program also administers Clackamas County Service District No. 5, which provides street lighting in the urban area, Local Improvement Districts for neighborhood road improvements and Zone of Benefit Cost Recovery for new development. These programs allow citizens and developers to fund transportation related projects that might not otherwise be a priority for transportation funding.

13/14 Activities Include:

- ◆ Review and process applications for conditional use permits, aggregate resource sites and outright uses for commercial, multi-family and industrial zoned properties
- ◆ Administer Transportation System Development Charge (TSDC) program through planning and permitting to arrive at the appropriate fee for the type and size of the development and determine the value of improvements in excess of the traffic impact



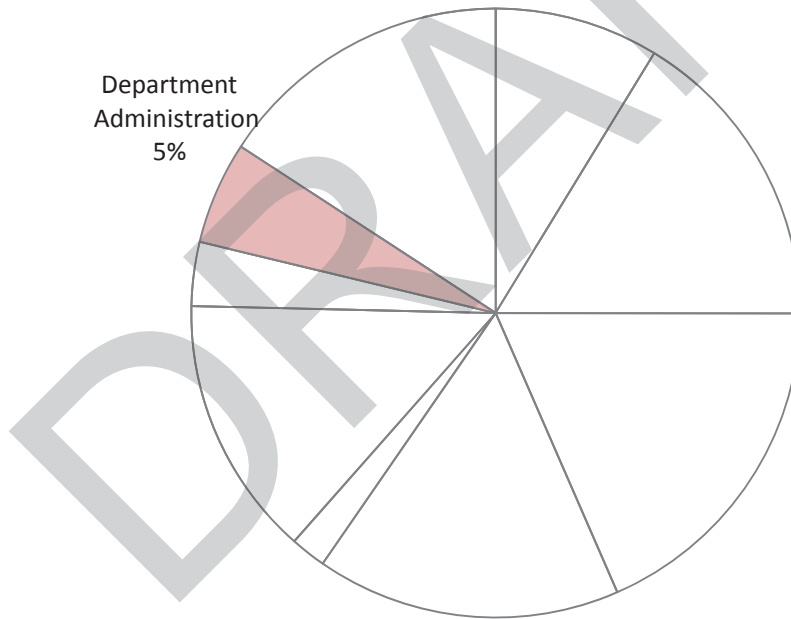
Department Administration - \$1.9 Million	Amount Paid for with Road Fund
	\$840,000

Program Description

Administrative direction and leadership to ensure that departmental programs provide the optimum benefits and services to the public within the constraints of available funding and applicable regulations, and perform all operational functions with safety as a priority.

13/14 Activities

- ◆ Reception duties/permitting services for the Development Services Building
- ◆ Technical support, graphics, mapping, GIS services, software/program design and process redesign
- ◆ Monitor DTD funds, provide clear, concise and timely financial information, prepare department financial forecasts and coordinate the department's annual budget
- ◆ Evaluate and reengineer department processes to assure services are provided in the most cost efficient manner



Road Fund: current year State & Federal Motor Vehicle Fund and US Forest Reserve receipts.
Emergency Response & Account Balance

Emergency Response & Account Balance - \$5.7 Million	Amount Paid for with Road Fund
	\$0

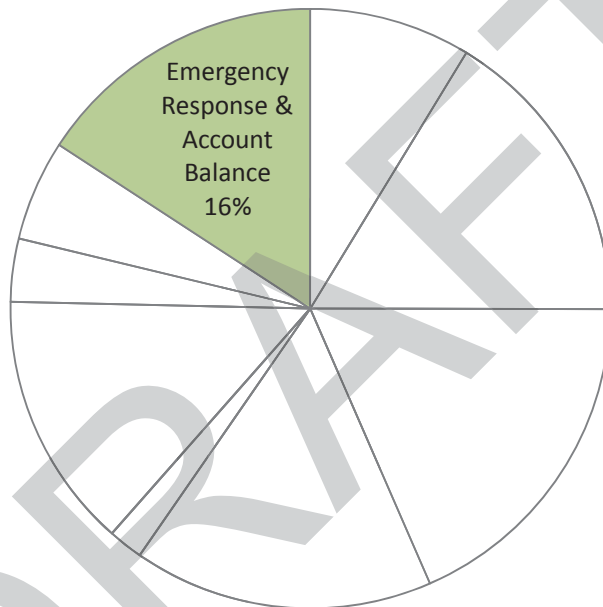
Program Description

\$1 million of reserves held for a reasonable beginning fund balance in the subsequent budget year.

Program Activities

\$4.7 million contingency for emergency repairs from winter-related events, bank stabilization problems and other unforeseen expenses.

- ◆ EXAMPLE: Winter storm in December 2008 -- snowplowing, sanding and emergency response cost approximately \$900,000
- ◆ EXAMPLE: Rain storms and flooding in January 2009 resulted in 17 landslides causing road closures across the county. Actual cost to repair = \$1.7 million



How much does it cost to maintain a road?

Urban Arterial

(### miles in Clackamas County)



Urban Arterial Facts: (annual averages)

- \$\$\$,\$\$\$ per mile for basic maintenance
- ## miles that receive maintenance work

Typical Maintenance Activities:

- List normal maintenance activities
- List normal maintenance activities
- List normal maintenance activities
- List normal maintenance activities

Rural Arterial

(### miles in Clackamas County)



Rural Arterial Facts: (annual averages)

- \$\$\$,\$\$\$ per mile for basic maintenance
- ## miles that receive maintenance work

Typical Maintenance Activities:

- List normal maintenance activities
- List normal maintenance activities
- List normal maintenance activities
- List normal maintenance activities