

# Clackamas County

## 2017 Point-in-Time Count of Homeless Individuals

Every two years, Clackamas County takes part in a nationwide effort to count homeless individuals who are sheltered within homeless assistance programs and those people who are unsheltered, living on the streets. The 2017 count took place on the night of January 23<sup>rd</sup>.

Nationally, homelessness is defined within two categories for the purpose of this count. The US Department of Housing and Urban Development (HUD) defines the homeless as:

- People who are sheltered within Emergency Shelters and Transitional Housing Programs
- People who are unsheltered, staying in places not meant for people to live such as in cars, parks, abandoned buildings, and on the street.

The State of Oregon uses a broader definition of homelessness, which includes people who are in unstable living situations, including temporary stays with family or friends, due to loss of housing and economic hardship.

In Clackamas County, the count of homeless individuals is conducted by combined efforts of county staff, other agency staff, and volunteers. One hundred volunteers and 36 programs or agencies took part in Clackamas County's 2017 count. Homeless people were surveyed during 89 separate assignments at 43 sites, including food pantries, faith based organizations, agency waiting rooms, shelters, schools and outdoor areas.

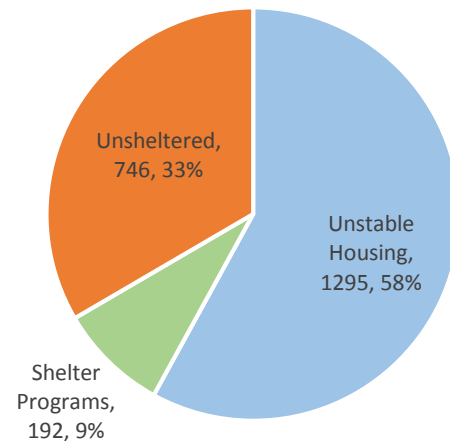
Additional information was collected on children in the school system experiencing homelessness from the Homeless School Liaisons throughout the county. That information only includes children, not any adults who may be in the household. Thus, data from the Homeless School Liaisons is presented separately from the rest of the data.

### 1,068 homeless people were counted, including:

- 157 people within emergency shelter, warming shelter and transitional housing programs
- 526 people were unsheltered
- 385 people were living in doubled-up or unstable housing due to economic hardship
- 294 of the 1068 counted were chronically homeless or in chronically homeless families\*

### 1,165 homeless children were counted by Homeless School Liaisons and include:

- 35 children within emergency shelter, warming shelter, and transitional housing programs
- 220 children identified as being unsheltered.
- 910 children identified as living in doubled-up or unstable housing due to economic hardship.

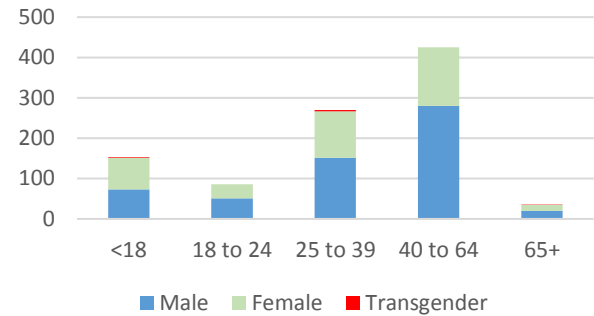


\*Chronically homeless refers to those who have a disabling condition and have been unsheltered for a year or more in the past 3 years.

## Demographics of Individuals Surveyed

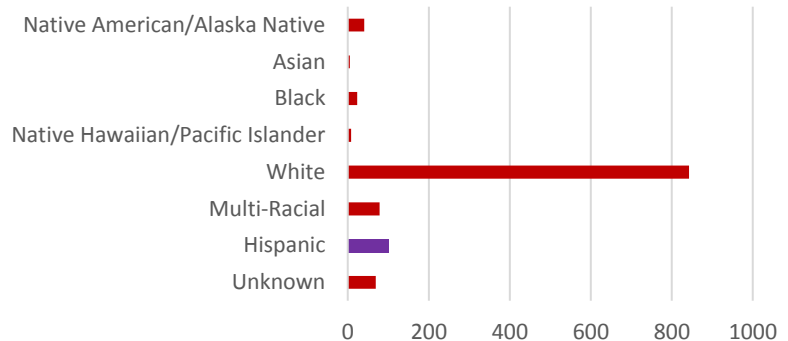
### Age and Gender

Age	Total	Male	Female	Transgender	Unknown
All Ages	1068	624	419	5	20
< 18	159	73	79	1	6
18 to 24	86	51	35	0	0
25 to 39	272	152	115	3	2
40 to 64	431	280	145	0	6
65+	36	20	15	1	0
Unknown*	84	48	30	0	6



### Race and Ethnicity

Ethnicity	
Hispanic*	100
Race	
Native American / Alaska Native	41
Asian	5
Black	23
Native Hawaiian or Pacific Islander	8
White	843
Multi-Racial	79
Unknown**	69



\*Ethnically Hispanic individuals may identify as any race, and are also counted among the other races

\*\*Given the nature of the count, some information is not available

### Household Configurations

Households of all configurations were represented within the count.

- 298 individuals in households made up of adults with children were counted.
- School District Homeless Liaisons identified an additional 1,165 homeless children who are known to be in families, but for whom the makeup of their households is not known.
- 290 children were counted with no adult in their households (including those children designated as Unaccompanied by Homeless School Liaisons)
- 149 individuals were counted in households with more than one adult and without children
- 588 single adult households were counted

### Chronically Homeless

HUD defines a chronically homeless individual as a homeless person with a disabling condition, who has been homeless continually for a year or longer, or has had four or more episodes of homelessness in the past three years totaling at least 12 months. A chronically homeless family is a household with at least one household member meeting the above criteria. Chronically homeless households were comprised of 294 people of which 69% identified as male and 30% as female.

### Homeless Veterans

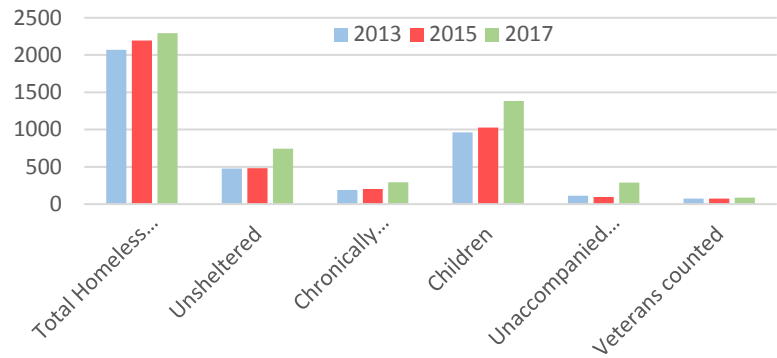
During the 2017 count 85 individuals reported that they had served in the US Armed Forces. Ten of these veterans live in households with children, 52 veterans were unsheltered and 30 veterans were Chronically Homeless.

Age	Total	Male	Female	Transgender	Unknown
All Ages	85	75	8	1	1
18 to 24	3	2	1	0	0
25 to 39	22	16	5	1	0
40 to 64	45	42	2	0	1
65+	6	6	0	0	0
Unknown*	9	9	0	0	0

## The Point-in-Time Count over past years

### Homeless Count Totals per year

	2017	2015	2013
Total Homeless counted	2293	2196	2070
Unsheltered	746	484	478
Chronically Homeless	294	205	191
Children	1384	1026	965
Unaccompanied youth	290	95	113
Veterans counted	85	74	75



\*2017 includes Homeless School Liaison numbers where applicable for accurate year-to-year comparison.

The total number of homeless counted in 2017 is 4% higher than the 2015 count total. Counts are much higher in number of unsheltered individuals (↑54%), homeless children (↑35%), and chronically homeless individuals (↑43%). The count of homeless veteran increased (↑15%).

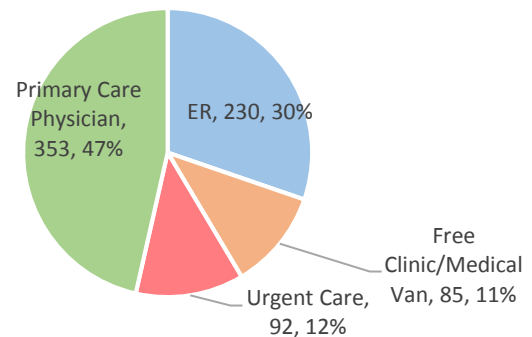
**Caution should be taken in identifying trends in the number of homeless counted across years.** Many factors affect the results of the Point-in-Time Count. Count methodology, volunteer availability, agency staff involvement, and weather (especially this winter) all impact the count.

### Healthcare

691 people reported being able to access healthcare when they needed it over the past 12 months, while 153 people reported that they were not.

#### Where people accessed care

Emergency Room	230
Free Clinic/Medical Van	85
Urgent Care	92
Primary Care Physician	353



### Causes of Homelessness

Individuals surveyed for the count were asked to review a list of possible factors which may have contributed to their becoming homeless. Individuals could answer yes to as many reasons as they felt applied to them.

Contributing factor	Count	Contributing factor	Count
Couldn't Afford Rent	483	Death in the Family	67
Unemployment	437	No-cause Eviction	58
Eviction	251	Property Sold	58
Kicked Out by Family / Friends	226	Discrimination	33
Criminal History	167	Foreclosure	27
Domestic Violence	164	Sexual Abuse/Rape	24
Mental/Emotional Health Issues	159	Pregnancy	18
Drugs or Alcohol Abuse (self)	139	Child Abuse	8
Medical Health Issues	115	Gender/Sexual Orientation	6
Drugs or Alcohol in the Home	89	Ran Away	6
Problems at Rental Property	85	Manufactured Home Park Closure	3

590 individuals counted reported having a disabling condition.

## Prevalence of Homelessness across Clackamas County

Of the individuals surveyed, 1025 provided a geographic location within the county where they were living at the time of the count.

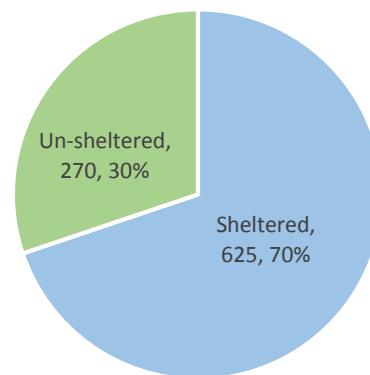
Location	Number of People	Location	Number of People
Oregon City	202	Eagle Creek	11
Clackamas	171	Barton	7
Molalla	153	Government Camp	5
Milwaukie	115	Lake Oswego	4
Clackamas County	113	Brightwood	4
Estacada	65	Boring	4
Canby	36	West Linn	4
Colton	34	Beavercreek	3
Sandy	27	Welches	3
Gladstone	19	Mulino	2
Wilsonville	15	Rhododendron	1
Happy Valley	13	Viola	1
Oak Grove	12	Aurora	1

## Housing Authority of Clackamas County

For the first time, Clackamas County used electronic data collection for some of the items from the PIT count survey. During the week of the PIT count, the Housing Authority of Clackamas County (HACC) opened their waiting lists and accepted online applications which included select items from the PIT count survey. However there were differences in both the number of questions asked (fewer on the HACC application) and the way they were asked due to the format of the electronic application, thus the results are not included in the official PIT count data.

A total of 895 unduplicated applicants indicated whether they were sheltered or unsheltered on the night of the PIT count. Of those, 625 reported staying in a sheltered location while 270 indicated they were unsheltered.

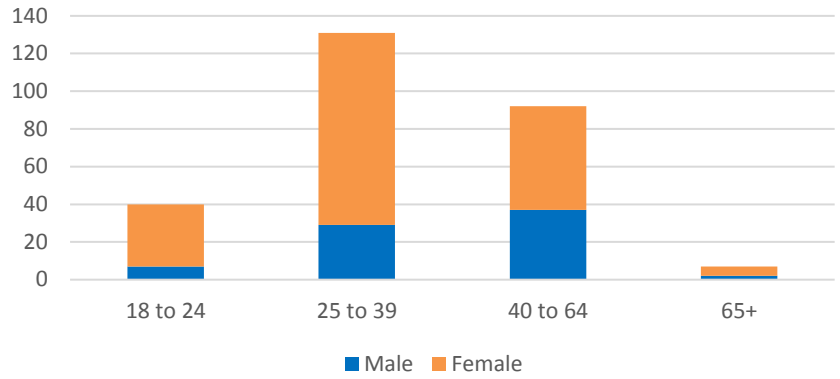
Applicants were also asked two additional items that were included on the PIT count survey. These items are designed to help assess the chronicity of an individual's homelessness. For unsheltered applicants, 40% or more indicated experiencing some degree of chronic homelessness.



Unsheltered HACC Applicants	n	%
Continuously homeless for 1 year or more	108	40%
Homeless 4 times or more during last 3 years	131	48.5%

# Demographics of Homeless Housing Authority Applicants

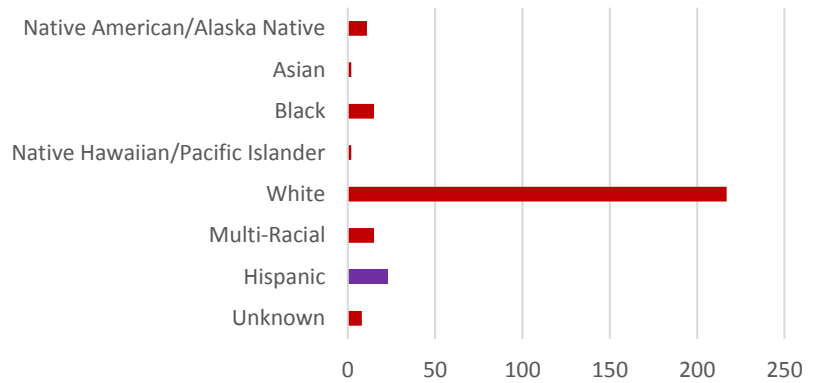
## Age and Gender



Age	Total	Male	Female
18 to 24	40	7	33
25 to 39	131	29	102
40 to 64	92	37	55
65+	7	2	5

## Race and Ethnicity

Ethnicity	
Hispanic	23
Race	
Native American / Alaska Native	11
Asian	2
Black	15
Native Hawaiian or Pacific Islander	2
White	217
Multi-Racial	15
Unknown	8

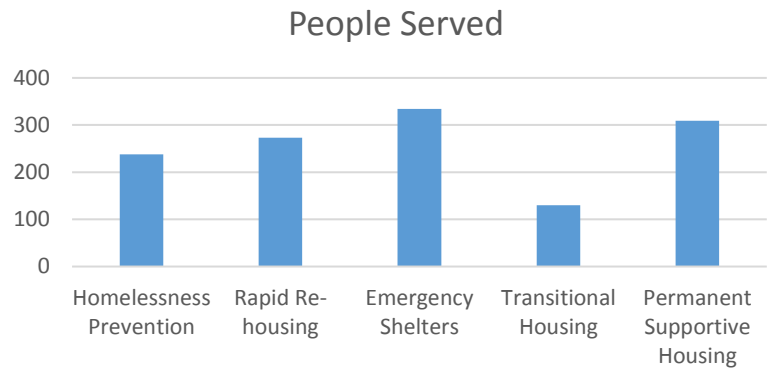


# Clackamas County Services to Homeless Individuals

In Clackamas County there are five types of programs which address the housing needs of those experiencing homelessness or at imminent risk of homelessness: Homelessness Prevention, Emergency Shelter, Transitional Housing, Rapid Re-housing, and Permanent Supportive Housing.

Between October 1, 2015 and September 30, 2016:

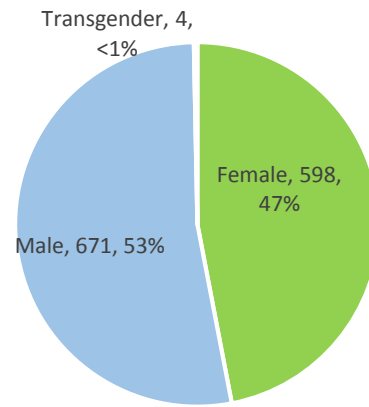
- 238 people were served in Homelessness Prevention programs
- 273 people were housed in Rapid Re-housing Programs
- 334 people were served in Emergency Shelters including warming shelters
- 130 were housed in Transitional Housing
- 309 were housed in Permanent Supportive Housing



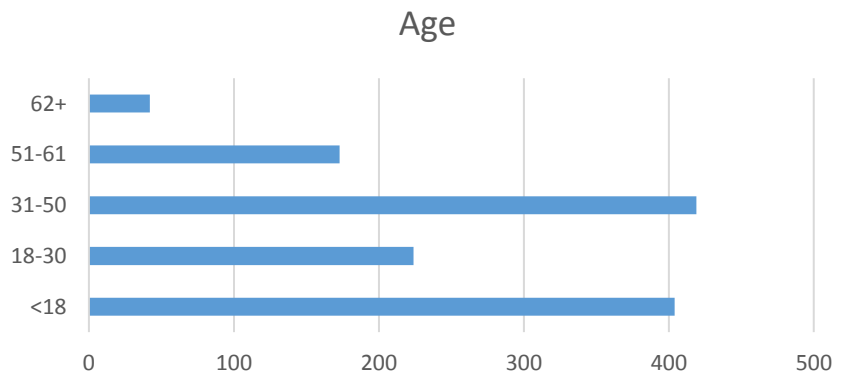
Clackamas County pulls an aggregated Annual Performance Report, which looks at a year’s worth of Homeless Management Information System (HMIS) data on Homelessness Prevention, Emergency Shelter, Rapid Re-Housing, Transitional Housing, and Permanent Supportive Housing programs. The report serves as a tool for identifying the characteristics of persons experiencing homelessness who are served in Clackamas County and, when paired with Point-in-Time data, can be used to identify potential gaps in services.

## Demographics of Individuals Served in Clackamas County Homelessness Programs\*

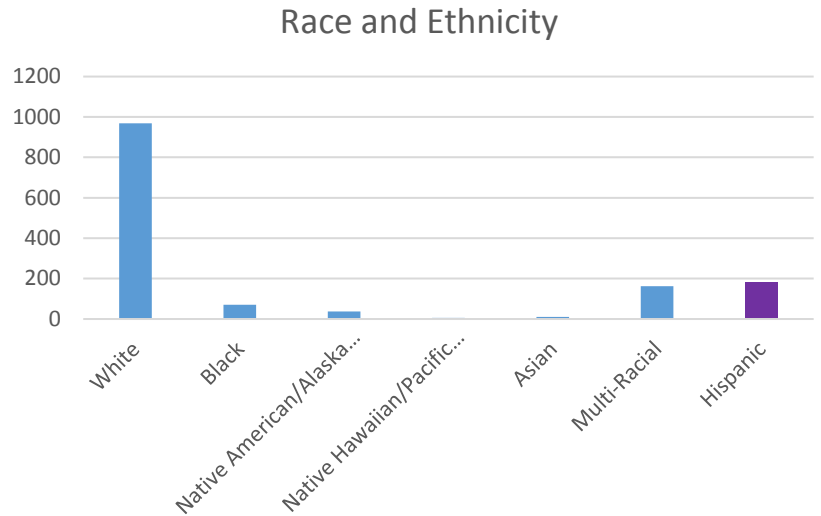
Gender			
Male	Female	Transgender	Unknown
671	598	4	11



Age	
Under 1	30
1 to 5	121
6 to 12	156
13 to 17	97
18 to 24	121
25 to 30	103
31 to 50	419
51 to 61	173
62 and older	42
Unknown	22



Ethnicity	
Hispanic/Latino	179
Non-Hispanic/Non-Latino	1083
Missing this information	22
Race	
White	969
Black or African-American	71
Asian	11
Native American/Alaska Native	37
Native Hawaiian/Pacific Islander	5
Multiple races	162
Other	3
Missing this information	26



### Household Configurations

309 adults and 395 children in households containing both adults and children were counted among the people receiving homeless housing and services.

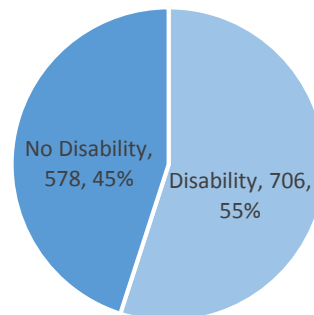
- 547 adults were in households without children
- 9 children were in child only households
- 24 people whose household type was unknown were counted

### Homeless Veterans

Between October 1, 2015 and September 30, 2016, 92 homeless individuals reported that they had served in the US Armed Forces.

### Disabled Adults

55% of people served in housing programs reported being disabled



## Living Situations Prior to Entering Homeless Programs

The Annual Performance Report looks at the housing situations of individuals just prior to coming into homeless programs. People entering the programs are asked, at intake, where they were staying the night before they sought assistance.

Emergency Shelter	207	Hospital (non-psychiatric)	4	Owned by client, no subsidy	7
Transitional housing for homeless persons	33	Jail, prison, or juvenile detention	8	Rental by client, no subsidy	109
Place not meant for human habitation	223	Foster care home or foster care group home	3	Rental by client, with subsidy	38
Safe Haven	49	Long-term care facility or nursing home	2	Hotel/Motel, paid by client	13
Psychiatric hospital or facility	6	Residential project or halfway house with no homeless criteria	1	Staying or living with family or friends	131
Substance abuse or detox center	3	PH for formerly homeless persons	4	Unknown	443

For additional information contact Erika Silver, Clackamas County H3S Human Services Manager, [ESilver@clackamas.us](mailto:ESilver@clackamas.us) 503-650-5725