
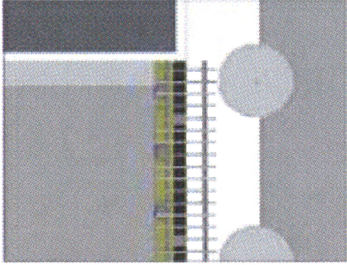









Landscape Screening Description	Example	Plan	Section
<p>Landscape Screening Type, Low Wall & Trellis</p> <p>Front property lines not occupied by buildings, driveways or walkways must be screened with a low wall and overhanging trellis structure.</p>			
<p>Landscape Screening Type, Urban Fence or Wall</p> <p>Front property lines not occupied by buildings, driveways or walkways must be screened with a fence or wall along the sidewalk with additional landscaping.</p>			
<p>Landscape Screening Type, Landscaped Setback</p> <p>Front property lines not occupied by buildings, driveways or walkways must have a planted landscape screen consisting of trees, shrubs (or a masonry wall) and groundcover plants.</p>			

Overview of Landscape Screening Types

CLACKAMAS COUNTY
ZONING AND DEVELOPMENT
ORDINANCE

Figure 1005-8
October 13, 2014

