

Clackamas County - General County

2022 Annual Dental Review

Experience for January 1, 2022 - December 31, 2022

Prepared April 2023



Delta Dental of Oregon & Alaska



Table of Contents

Dental Dashboard

Dental Membership and Utilization

- Demographics
 - Membership by Tier
 - Payment Distribution
 - PMPM Report
 - Dental Service Reports
 - Dental Utilization by Age Groups
 - Dental Cost and Utilization
 - Treatment Levels
-

Dental Utilization Dashboard

Clackamas County - General County

Claims incurred January 2022 - December 2022 (excludes orthodontics)

Membership

Number of members with dental enrollment during the current period of Jan2022 - Dec2022:

2,868 (0.8% change)

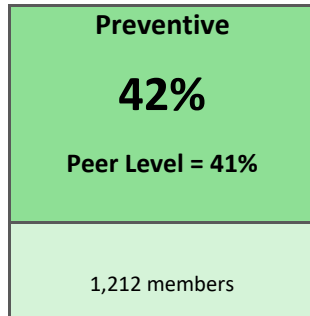
Continuously enrolled members in same period:

2,323 (81% of total enrolled)

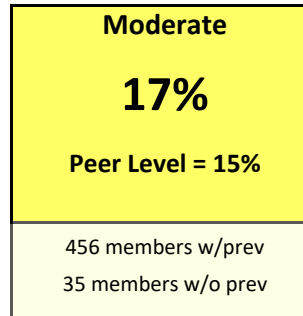
Peer Comparison:

Large Group Public Peer

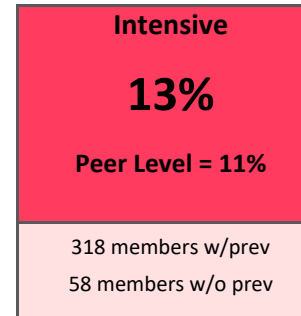
Member Treatment Levels




These members had preventive/diagnostic care only



These members had preventive and/or basic dental treatment



These members had more complex procedures/treatment



These members did not have a dental visit

Members Utilizing Dental Services

72.5%

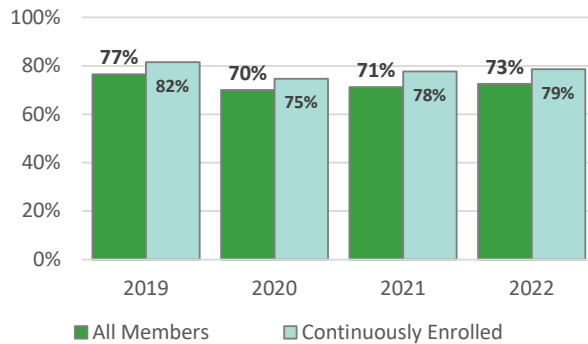
Dental Utilizers

+1.8% change

8.7% above peer

Dental Max

3.7% of members at dental maximum



Members with Preventive Cleanings

68.2%

All Members

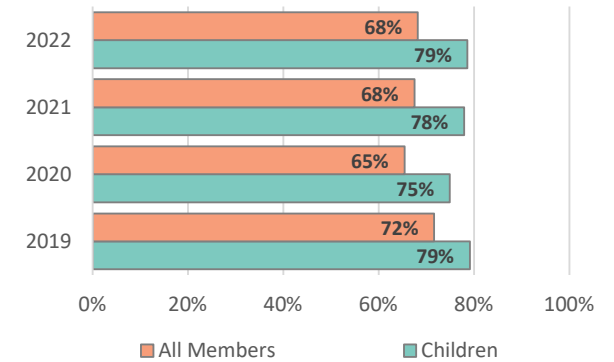
11.1% above peer

78.6%

Children*

7.7% above peer

* Children ages 2-12



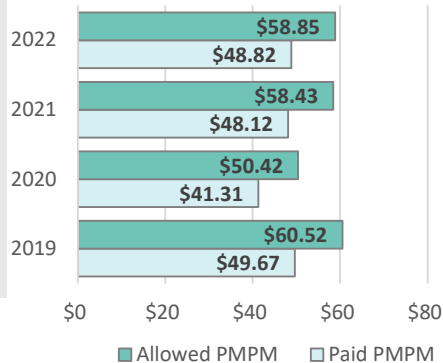
Spend per Member per Month

\$58.85

Allowed PMPM

+0.7% change

21.2% above peer

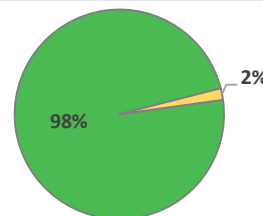


Network Utilization

Dental Premier Product

Premier 98%

OON 2%



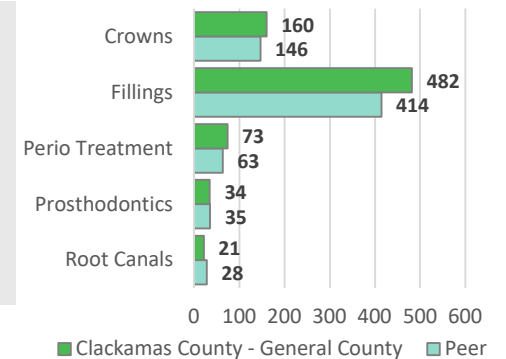
Services per 1,000 Members

5,384.3

Total Services per 1,000 Members

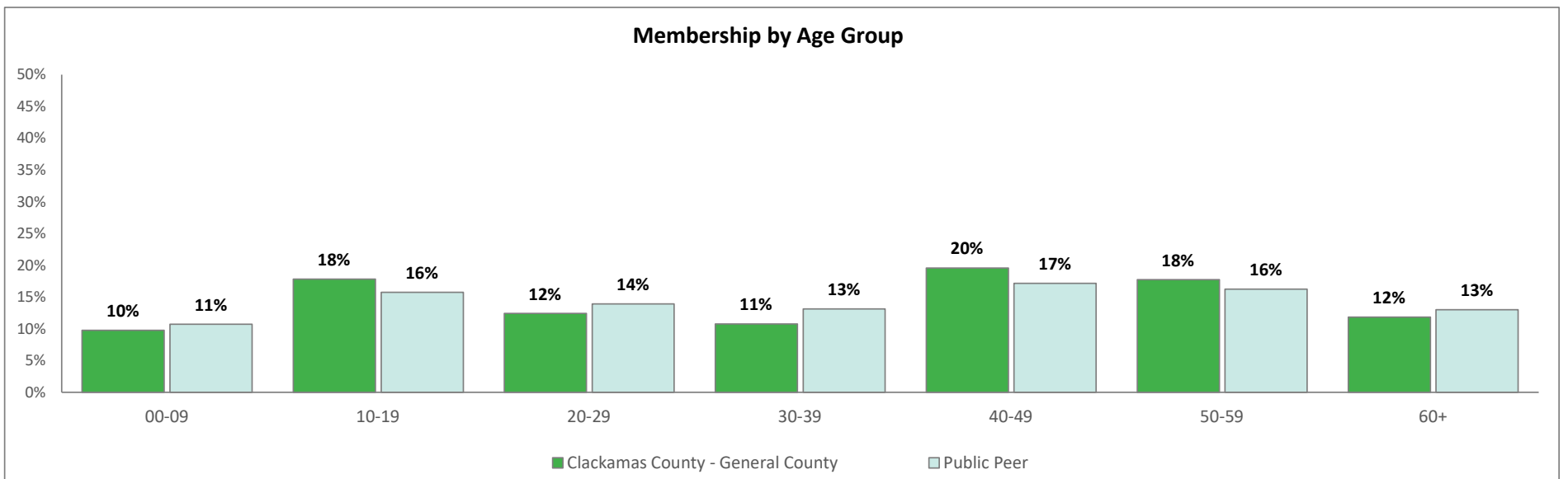
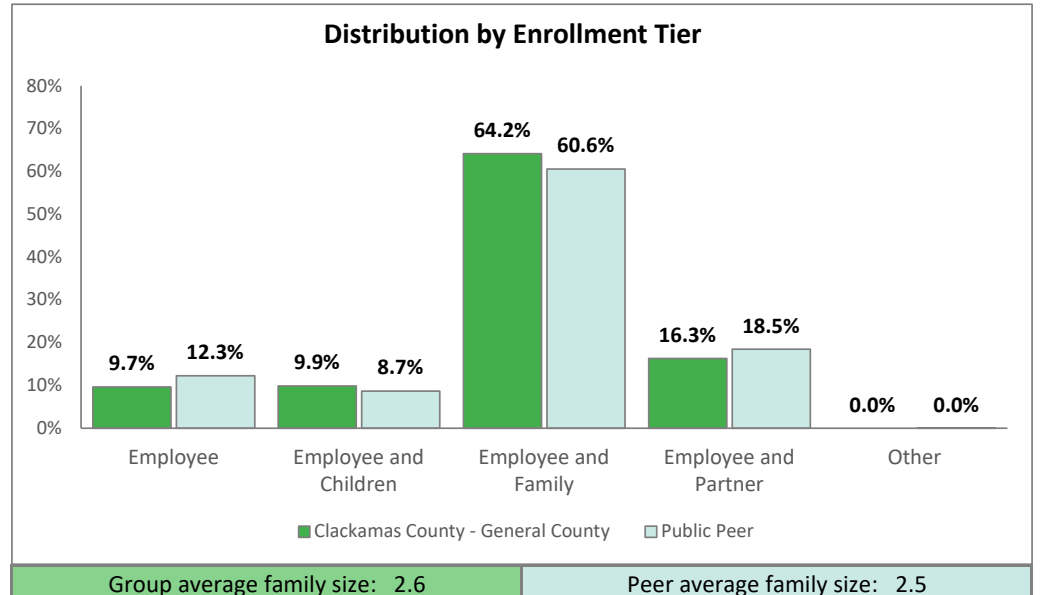
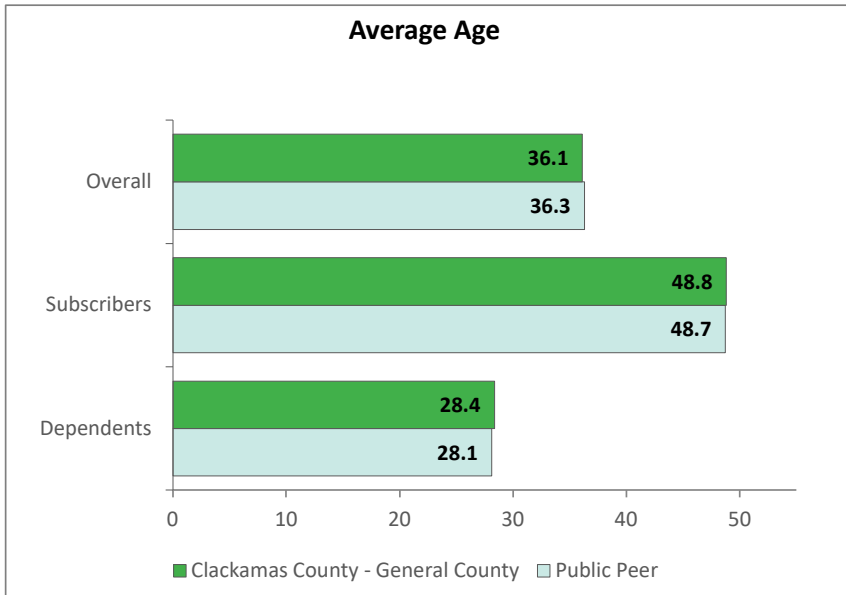
+1.8% change

14.1% above peer



Dental Membership and Utilization

Membership Demographics
Clackamas County - General County
 Membership for 1/2022 - 12/2022 as of 3/2023

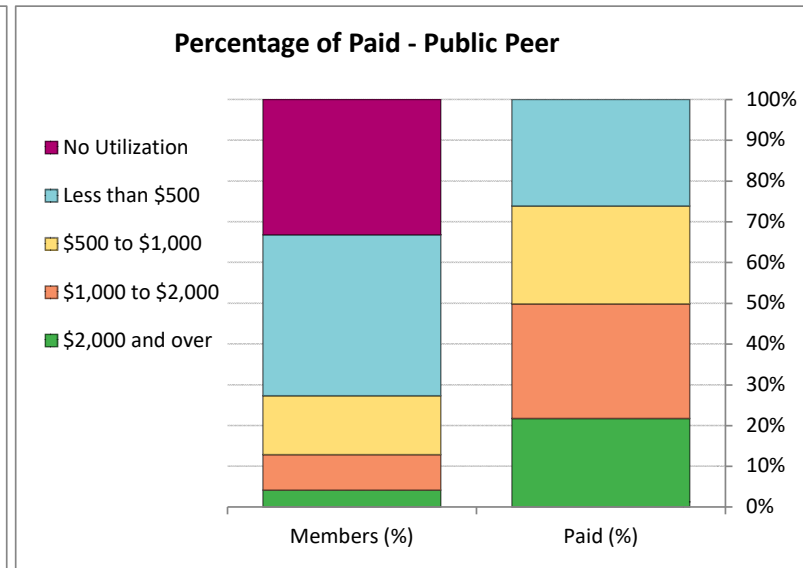
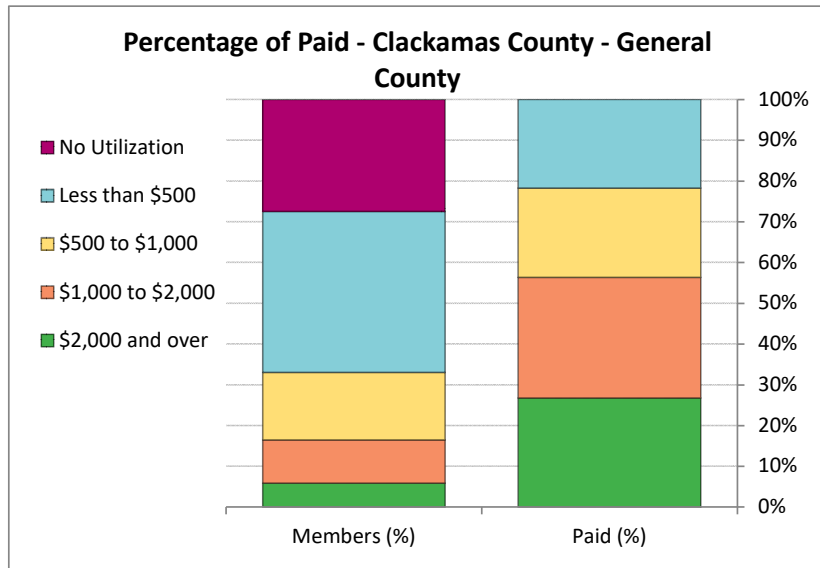


Distribution of Paid Dollars
Clackamas County - General County

Dental Membership
 Claims incurred 1/2022 - 12/2022 as of 3/2023
 Excludes orthodontics

Distribution of Dollars	Clackamas County - General County				Public Peer	
	Total Members	Dollars	Members (%)	Paid (%)	Members (%)	Paid (%)
No Utilization	789	\$ -	27.5%	0.0%	33.2%	0.0%
Less than \$100	117	\$ 4,082	4.1%	0.3%	4.5%	0.4%
\$100 to \$250	311	\$ 57,028	10.8%	3.8%	11.8%	5.2%
\$250 to \$500	703	\$ 265,011	24.5%	17.7%	23.0%	20.7%
\$500 to \$750	330	\$ 203,021	11.5%	13.5%	10.1%	14.7%
\$750 to \$1,000	147	\$ 125,920	5.1%	8.4%	4.9%	10.2%
\$1,000 to \$1,500	164	\$ 200,869	5.7%	13.4%	3.2%	8.6%
\$1,500 to \$2,000	138	\$ 244,372	4.8%	16.3%	5.2%	18.6%
\$2,000 and over	169	\$ 401,076	5.9%	26.7%	4.1%	21.6%
Total	2,868	\$ 1,501,378	100.0%	100.0%	100.0%	100.0%

Dental Maximum	Total Mbrs	# at Maximum	% at Maximum
\$2,000	2,868	106	3.7%



Dental Service Report
Clackamas County - General County

Claims incurred 1/2021 - 12/2021 and 1/2022 - 12/2022 as of 3/2023

Coverage Class	Prior Period		Current Period		% of Spending	
	PMPM (Allowed)	PMPM Change	PMPM (Allowed)		General County	Public Peer
	General County	General County	General County	Public Peer		
Diagnostic & Preventive (Class I)	\$ 27.34	3.4%	\$ 28.26	\$ 23.56	48.0%	48.5%
Basic Dental Services (Class II)	\$ 17.34	-1.0%	\$ 17.17	\$ 14.06	29.2%	28.9%
Crowns & Prosthodontics (Class III)	\$ 13.75	-2.4%	\$ 13.42	\$ 10.97	22.8%	22.6%
Total All Classes	\$ 58.44	0.7%	\$ 58.85	\$ 48.59	100.0%	100.0%
Orthodontics	\$ 7.32	34.9%	\$ 9.88			





























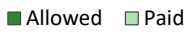
Preventive Cleanings		Prior Period	Change	Current Period	Public Peer
Members with at least one cleaning	Total	67.5%	1%	68.2%	61.9%
Members with two or more cleanings	Total	39.4%	-2%	38.5%	34.3%

Children with Preventive Cleanings		Prior Period	Change	Current Period	Public Peer
Children with at least one cleaning	Ages 2 - 12	77.9%	1%	78.6%	73.3%
Children with two or more cleanings	Ages 2 - 12	50.8%	-13%	44.1%	40.4%

History of Costs by Month of Service Clackamas County - General County

Dental PMPM

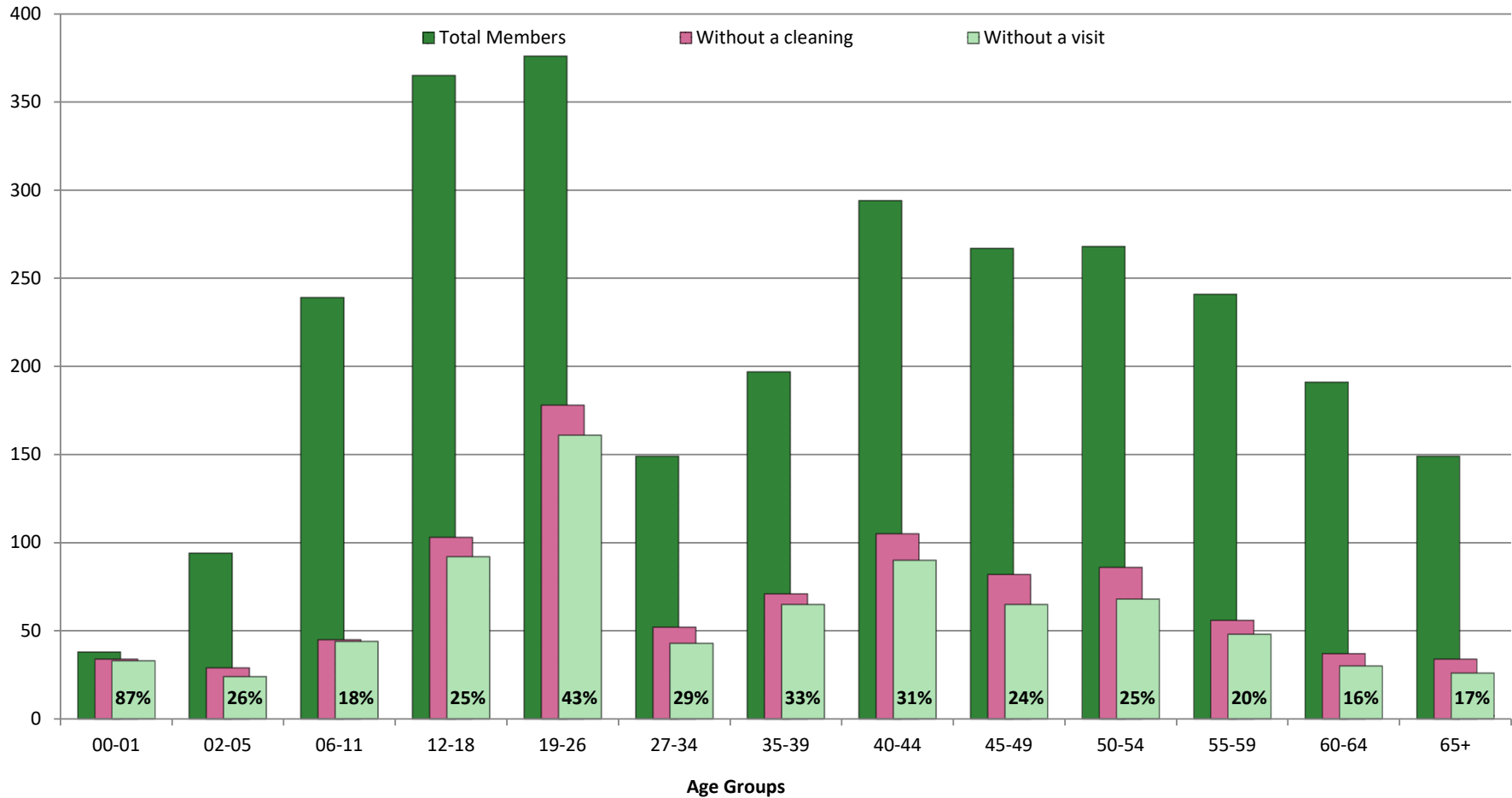
Claims incurred 7/2020 - 12/2022 as of 3/2023

Service Month		Allowed	Paid
July 2020		\$ 72.72	\$ 57.98
August 2020		\$ 64.31	\$ 49.67
September 2020		\$ 49.61	\$ 39.22
October 2020		\$ 53.00	\$ 41.40
November 2020		\$ 51.86	\$ 40.14
December 2020		\$ 71.03	\$ 57.77
January 2021		\$ 81.51	\$ 62.26
February 2021		\$ 72.33	\$ 55.45
March 2021		\$ 84.08	\$ 63.48
April 2021		\$ 60.26	\$ 48.67
May 2021		\$ 56.06	\$ 43.86
June 2021		\$ 61.21	\$ 49.20
July 2021		\$ 57.99	\$ 47.22
August 2021		\$ 62.03	\$ 50.82
September 2021		\$ 63.62	\$ 51.38
October 2021		\$ 55.03	\$ 43.12
November 2021		\$ 67.86	\$ 52.62
December 2021		\$ 67.11	\$ 53.22
January 2022		\$ 81.06	\$ 62.19
February 2022		\$ 68.57	\$ 56.34
March 2022		\$ 84.55	\$ 67.68
April 2022		\$ 61.92	\$ 47.00
May 2022		\$ 67.65	\$ 52.32
June 2022		\$ 75.85	\$ 57.89
July 2022		\$ 49.79	\$ 39.76
August 2022		\$ 80.95	\$ 61.73
September 2022		\$ 57.75	\$ 46.96
October 2022		\$ 62.00	\$ 49.11
November 2022		\$ 69.56	\$ 53.58
December 2022		\$ 64.55	\$ 50.06
Service Year Jan2022 - Dec2022		\$ 68.73	\$ 53.76

Members without Services
Clackamas County - General County
 Claims incurred 1/2022 - 12/2022 as of 3/2023
 All enrolled members

Members without Services by Age Group

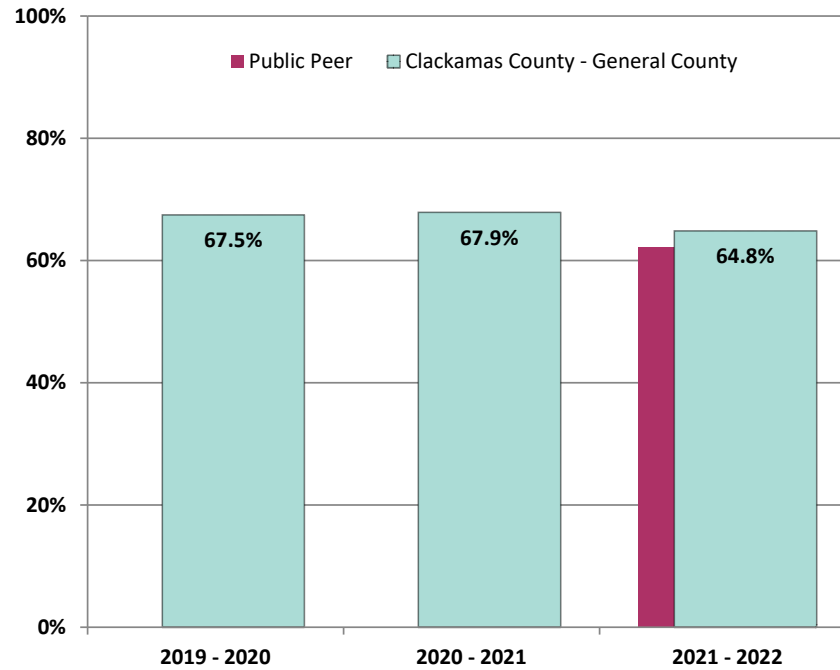
of members



Members age 19-26: 93% are dependent children. 42% of the children ages 19-26 are without visits. 7% are employees and spouses. 48% of the adults ages 19-26 are without visits.

Members with Continuous Coverage
Clackamas County - General County
 Claims incurred 1/2021 - 12/2022 as of 3/2023

Percentage of members that were continuously enrolled over time (2 year periods)



For General County's 2021 - 2022 continuously enrolled members:

All dental services

- 71.5%** Saw a dentist both years
- 8.2%** Had no visits in prior year but saw a dentist in current year
- 6.9%** Saw a dentist in prior year but had no visits in current year
- 13.5%** Did not have a visit in either year

Preventive cleanings

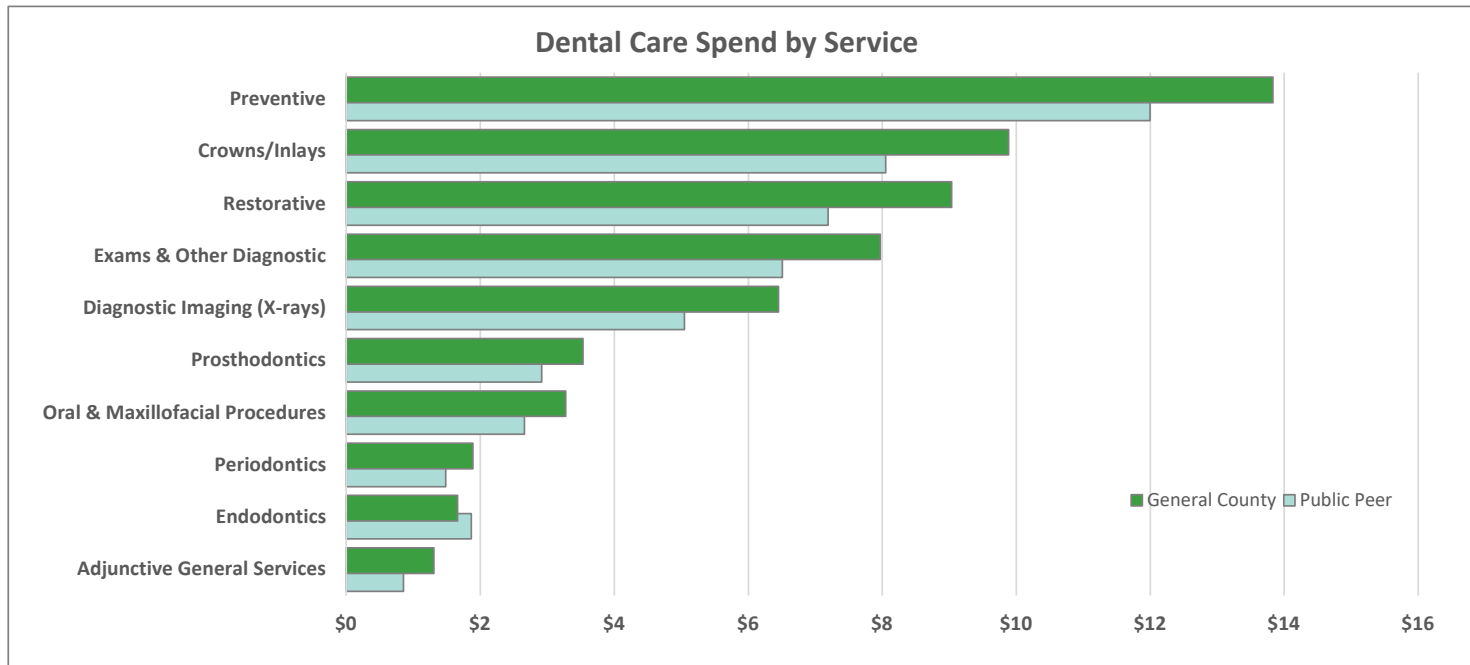
- 67.7%** Had a cleaning both years
- 8.1%** Had a cleaning in current year but none in prior year
- 7.3%** Had a cleaning in prior year but none in current year
- 16.9%** Did not have a cleaning in either year

Dental Service Summary Report Clackamas County - General County

Claims incurred 1/2021 - 12/2021 and 1/2022 - 12/2022 as of 3/2023

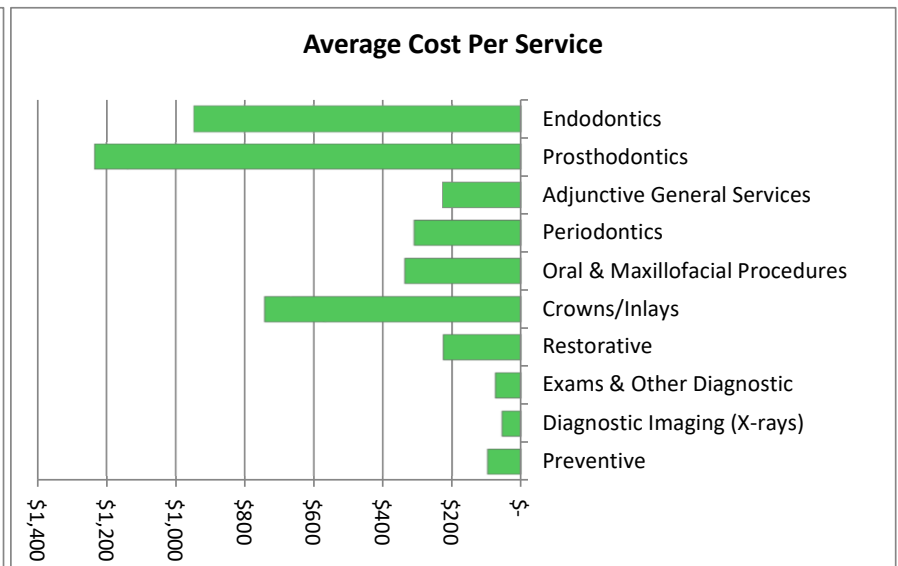
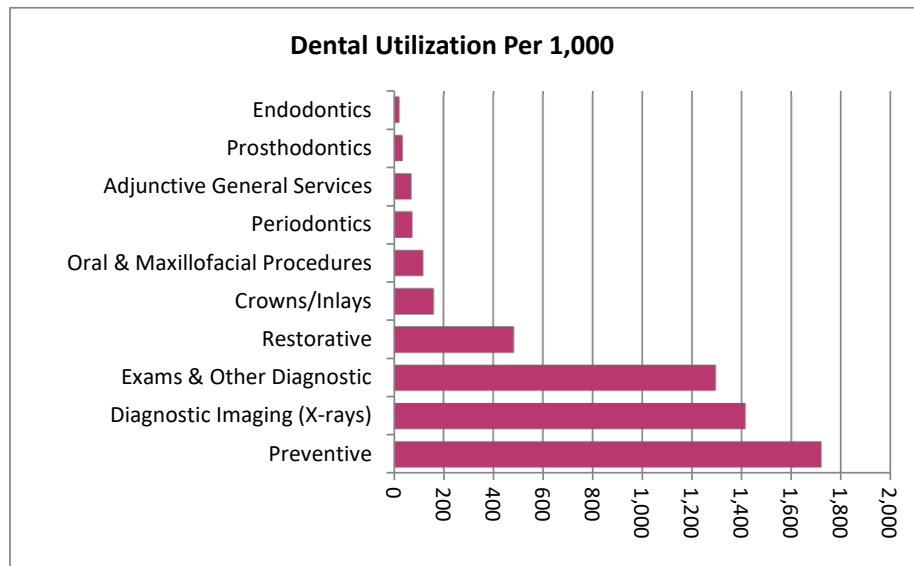
Excludes orthodontics

General Service Category	Prior Period PMPM (Allowed)		PMPM Change		Current Period PMPM (Allowed)		Current Period % of Spending	
	General County	General County	General County	Public Peer	General County	Public Peer	General County	Public Peer
Preventive	\$ 13.59	1.8%	\$ 13.83	\$ 12.00	23.5%	24.7%		
Crowns/Inlays	\$ 9.50	4.1%	\$ 9.89	\$ 8.05	16.8%	16.6%		
Restorative	\$ 8.80	2.7%	\$ 9.04	\$ 7.19	15.4%	14.8%		
Exams & Other Diagnostic	\$ 7.65	4.2%	\$ 7.97	\$ 6.51	13.5%	13.4%		
Diagnostic Imaging (X-rays)	\$ 6.10	5.8%	\$ 6.45	\$ 5.05	11.0%	10.4%		
Prosthodontics	\$ 4.25	-16.9%	\$ 3.53	\$ 2.92	6.0%	6.0%		
Oral & Maxillofacial Procedures	\$ 3.43	-4.5%	\$ 3.28	\$ 2.66	5.6%	5.5%		
Periodontics	\$ 1.40	35.0%	\$ 1.89	\$ 1.48	3.2%	3.1%		
Endodontics	\$ 2.31	-27.9%	\$ 1.66	\$ 1.87	2.8%	3.8%		
Adjunctive General Services	\$ 1.41	-7.4%	\$ 1.31	\$ 0.85	2.2%	1.8%		
Total All Services	\$ 58.43	0.7%	\$ 58.85	\$ 48.59	100.0%	100.0%		



Dental Cost and Utilization Detail Clackamas County - General County

General Service Category	Prior Period					Current Period			
	Prior Period Services/1,000	Average Cost Per Service *	Allowed PMPM	% Change Services/1,000	% Change Avg Cost	Current Period Services/1,000	Svcs vs. Peer	Average Cost Per Service *	Allowed PMPM
Preventive	1,699.5	\$ 95.95	\$ 13.59	1.2%	0.6%	1,719.6	▲	\$ 96.53	\$ 13.83
Diagnostic Imaging (X-rays)	1,352.2	\$ 54.16	\$ 6.10	4.5%	1.1%	1,413.7	▲▲	\$ 54.78	\$ 6.45
Exams & Other Diagnostic	1,279.0	\$ 71.77	\$ 7.65	1.2%	3.0%	1,294.3	▲	\$ 73.91	\$ 7.97
Restorative	470.5	\$ 224.36	\$ 8.80	2.4%	0.3%	481.9	▲▲	\$ 225.04	\$ 9.04
Crowns/Inlays	164.7	\$ 691.99	\$ 9.50	-2.9%	7.2%	160.0	▲	\$ 741.80	\$ 9.89
Oral & Maxillofacial Procedures	115.5	\$ 356.20	\$ 3.43	1.4%	-5.8%	117.1	▲	\$ 335.68	\$ 3.28
Periodontics	57.0	\$ 295.13	\$ 1.40	28.8%	4.8%	73.4	▲▲	\$ 309.27	\$ 1.89
Adjunctive General Services	77.5	\$ 218.53	\$ 1.41	-10.9%	3.9%	69.1	▲▲	\$ 227.02	\$ 1.31
Prosthodontics	41.9	\$ 1,219.04	\$ 4.25	-18.0%	1.3%	34.3	↻	\$ 1,234.62	\$ 3.53
Endodontics	30.6	\$ 903.47	\$ 2.31	-31.2%	4.8%	21.1	▼	\$ 946.41	\$ 1.66
	5,288.4		\$ 58.43	1.8%		5,384.3	▲		\$ 58.85



* Average cost per service is sensitive to benefit design and range of services within the category.

Claims incurred 1/2021 - 12/2021 and 1/2022 - 12/2022 as of 3/2023

Excludes orthodontics.

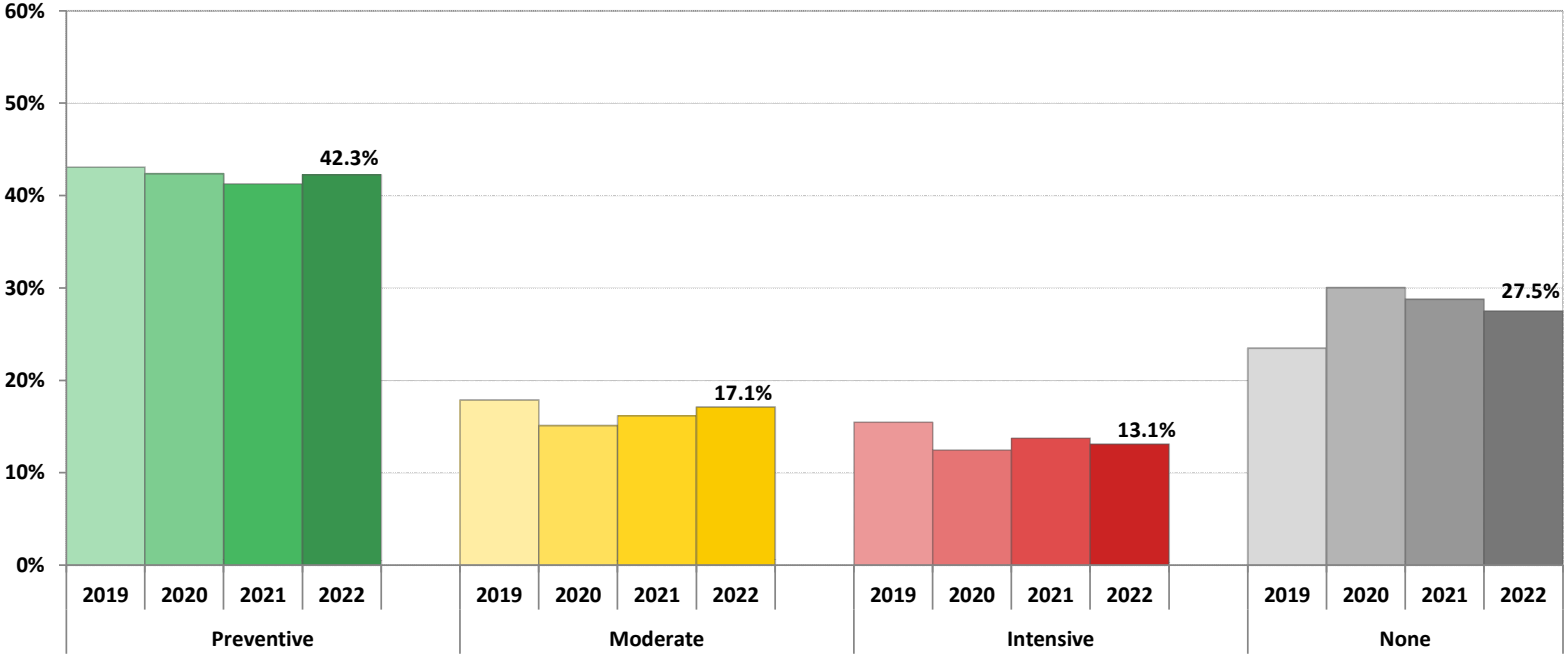
Peer key:	Symbol	Description
	▲▲	± 15% or more higher than peer
	▲	± 5% - 15% higher than peer
	▼	± 5% higher/lower than peer
	↻	± 5% higher/lower than peer

Member Treatment Levels Over Time
Clackamas County - General County

Claims incurred 1/2019 - 12/2022 as of 3/2023

All enrolled members

Percentage of members in treatment levels



- Preventive** These members had preventive care only.
(e.g. cleanings/period maintenance, exams, x-rays, fluoride, and other preventive services)
- Moderate** These members had preventive care and/or basic dental treatment.
(e.g. fillings, periodontal treatments, simple extractions)
- Intensive** These members had more complex and expensive procedures/treatment.
(e.g. crowns, bridges, dentures, implants, oral surgery)
- None** These members did not see a dentist during the report period.

Dental Service Detail Report
Clackamas County - General County

Claims incurred 1/2022 - 12/2022 as of 3/2023

Excludes orthodontics

Coverage Class	General Service	Service Detail	Svcs / 1,000	Svcs vs. Peer	PMPM (Allowed)		% of Spending	
			General County		General County	Public Peer	General County	Public Peer
Diagnostic & Preventive (Class I)	Exams & Other Diagnostic	Exams & Other Diagnostic	1,294.3	▲	\$ 7.97	\$ 6.51	13.5%	13.4%
	Diagnostic Imaging (X-rays)	Bitewing X-rays	575.5	▲	\$ 3.33	\$ 2.57	5.7%	5.3%
		X-rays (including full mouth)	838.1	▲	\$ 3.13	\$ 2.48	5.3%	5.1%
		Total Diagnostic Imaging	1,413.7	▲	\$ 6.45	\$ 5.05	11.0%	10.4%
	Preventive	Other Preventive Services	174.0	▲	\$ 0.79	\$ 0.60	1.3%	1.2%
		Periodontal Maintenance	189.6	▲	\$ 3.20	\$ 2.48	5.4%	5.1%
		Prophylaxis Services, adult	852.6	▲	\$ 7.34	\$ 6.46	12.5%	13.3%
		Prophylaxis Services, child	202.9	▲	\$ 1.32	\$ 1.19	2.2%	2.4%
		Total Preventive	300.4	▼	\$ 1.19	\$ 1.27	2.0%	2.6%
		Total Diagnostic & Preventive (Class I)		4,427.5	▲	\$ 28.26	\$ 23.56	48.0%
Basic Dental Services (Class II)	Adjunctive General Services	Adjunctive General Services	69.1	▲	\$ 1.31	\$ 0.85	2.2%	1.8%
	Endodontics	Endodontics	21.1	▼	\$ 1.66	\$ 1.87	2.8%	3.8%
	Oral & Maxillofacial Procedures	Oral & Maxillofacial Surgery	80.4	▲	\$ 2.76	\$ 2.21	4.7%	4.5%
		Simple Extractions	36.7	▲	\$ 0.51	\$ 0.45	0.9%	0.9%
		Total Oral & Maxillofacial Procedures	117.1	▲	\$ 3.27	\$ 2.66	5.6%	5.5%
	Periodontics	Periodontic Surgery	9.0	▲	\$ 0.49	\$ 0.36	0.8%	0.7%
		Periodontic Treatment	64.4	▲	\$ 1.40	\$ 1.13	2.4%	2.3%
		Total Periodontics	73.4	▲	\$ 1.89	\$ 1.48	3.2%	3.1%

Dental Service Detail Report
Clackamas County - General County

Claims incurred 1/2022 - 12/2022 as of 3/2023

Excludes orthodontics

Coverage Class	General Service	Service Detail	Svcs / 1,000	Svcs vs. Peer	PMPM (Allowed)		% of Spending	
			General County		General County	Public Peer	General County	Public Peer
Restorative		Restorative, Amalgam	9.4	▼	\$ 0.14	\$ 0.57	0.2%	1.2%
		Restorative, Composite, Anterior	97.9	▲	\$ 1.70	\$ 1.44	2.9%	3.0%
		Restorative, Composite, Posterior	374.6	▲	\$ 7.20	\$ 5.19	12.2%	10.7%
		Total Restorative	481.9	▲	\$ 9.04	\$ 7.19	15.4%	14.8%
Total Basic Dental Services (Class II)			762.4	▲	\$ 17.17	\$ 14.06	29.2%	28.9%
Crowns & Prosthodontics (Class III)								
Crowns/Inlays		Crowns/Inlays, metallic	59.3	▲	\$ 5.00	\$ 3.66	8.5%	7.5%
		Crowns/Inlays, other	57.7	↻	\$ 1.16	\$ 1.01	2.0%	2.1%
		Crowns/Inlays, porcelain	42.9	▲	\$ 3.73	\$ 3.38	6.3%	7.0%
		Total Crowns/Inlays	160.0	▲	\$ 9.89	\$ 8.05	16.8%	16.6%
Prosthodontics		Implant Services	28.1	▲	\$ 3.12	\$ 2.12	5.3%	4.4%
		Prosthodontics, removable	3.9	▼	\$ 0.23	\$ 0.30	0.4%	0.6%
		Prosthodontics, fixed	2.3	▼	\$ 0.18	\$ 0.51	0.3%	1.0%
		Total Prosthodontics	34.3	↻	\$ 3.53	\$ 2.92	6.0%	6.0%
Total Crown & Prosthodontics (Class III)			194.3	▲	\$ 13.42	\$ 10.97	22.8%	22.6%
Total Dental Services			5,384.3	▲	\$ 58.85	\$ 48.59	100.0%	100.0%



Delta Dental of Oregon & Alaska