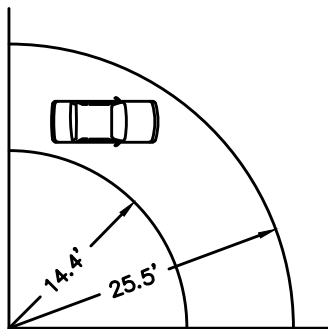
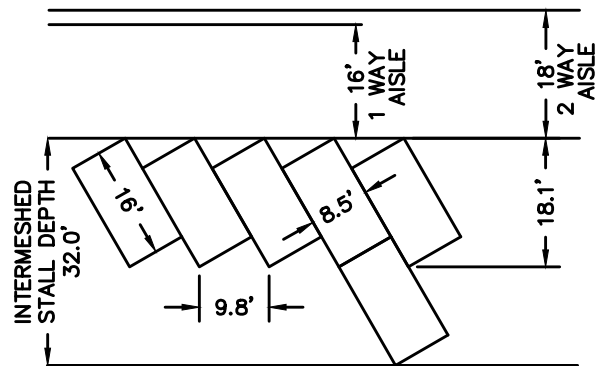


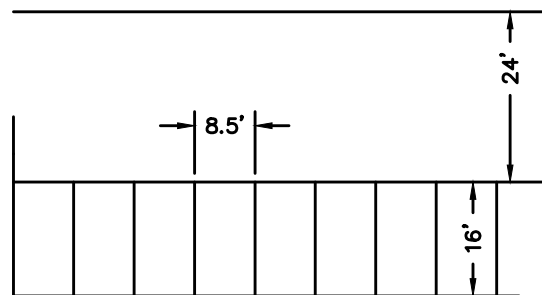
**PARALLEL PARKING**



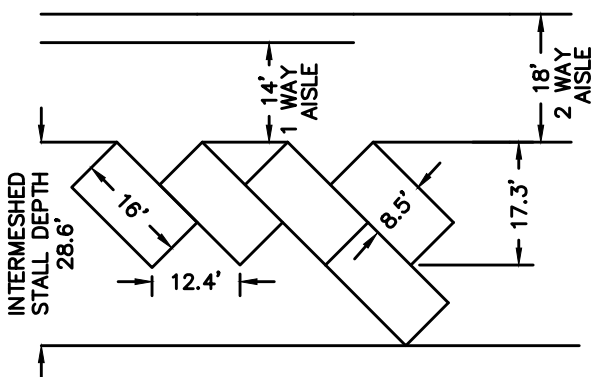
**PASSENGER CAR  
MINIMUM TURNING RADIUS**



**60° PARKING  
STANDARD STALL (8.5'x16')**



**90° PARKING  
STANDARD STALL (8.5'x16')**



**45° PARKING  
STANDARD STALL (8.5'x16')**

**NOTES**

1. SIDEWALK ADJACENT TO PARKING SHALL BE A MINIMUM OF 7 FEET WIDE IF VEHICLE OVERHANG WOULD DIMINISH SIDEWALK WIDTH.
2. DRIVE AISLES LESS THAN 20 FEET WIDE SHALL HAVE A MINIMUM 20 FOOT CLEAR ZONE BETWEEN VERTICAL OBSTRUCTIONS IF AISLE MAY RECEIVE NON PASSENGER VEHICLE TRAFFIC IN ORDER TO PROVIDE FOR EMERGENCY ACCESS AND TRUCK TRAFFIC.
3. REFER TO ZDO SECTION 1015 FOR COMPACT AND OTHER PARKING REQUIREMENTS.
4. OVERSIZED SPACES ARE ALLOWED WHEN ADEQUATE MANEUVERING AREAS ARE PROVIDED.
5. WHEELSTOPS ARE REQUIRED ON GRAVEL PARKING AREAS TO DELINEATE PARKING STALLS. WHEELSTOPS SHOULD BE BOLTED.
6. ADA PARKING DIMENSIONS AND REQUIREMENTS MAY VARY FROM THESE DIMENSIONS.

REVISION	DATE	BY
REV 1	5/19	RM
REV 2	11/19	BP

DEPARTMENT OF TRANSPORTATION  
AND DEVELOPMENT  
150 BEAVERCREEK ROAD  
OREGON CITY, OR 97045



APPROVAL DATE: 6/1/2020

SCALE: N.T.S.

STANDARD  
DRAWING

**PARKING AND AISLE  
LAYOUT DETAILS (8.5' x 16')**

**P200**