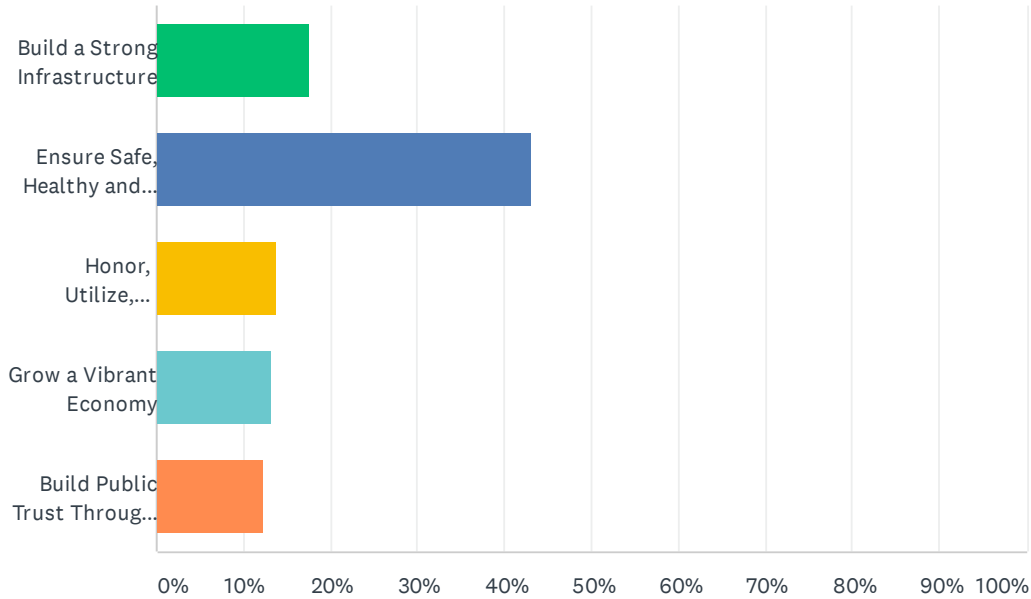


Q2 Clackamas County operates under five strategic priorities, listed below. In thinking about your quality of life, which one do you value most?

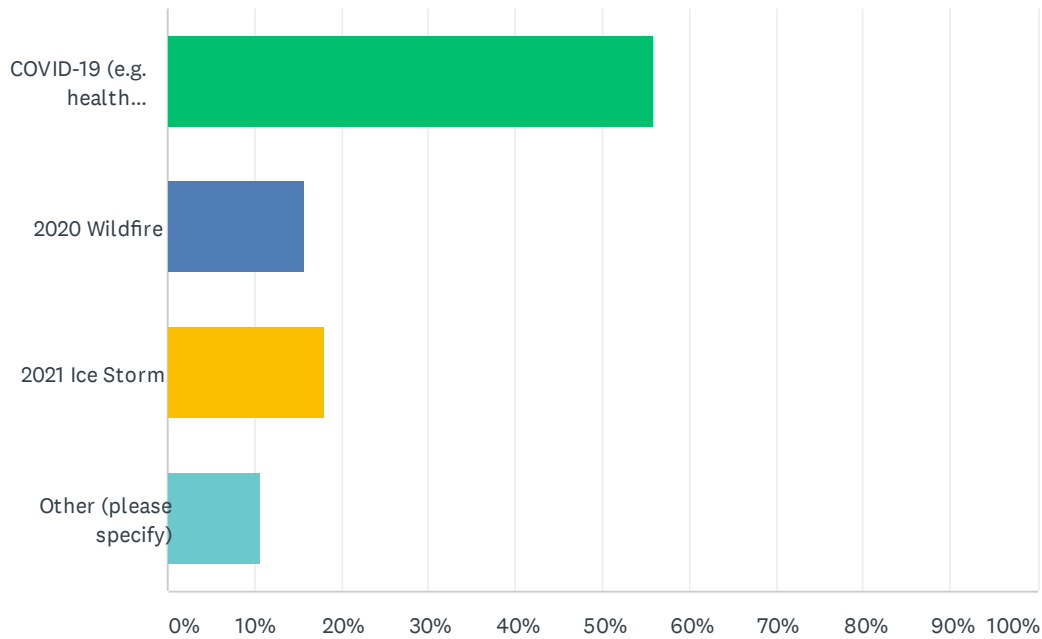
Answered: 3,252 Skipped: 28



ANSWER CHOICES	RESPONSES	
Build a Strong Infrastructure	17.59%	572
Ensure Safe, Healthy and Secure Communities	43.17%	1,404
Honor, Utilize, Promote and Invest in our Natural Resources	13.71%	446
Grow a Vibrant Economy	13.28%	432
Build Public Trust Through Good Government	12.24%	398
TOTAL		3,252

Q3 During the last 12 months, what has been the most significant impact to you as a resident of Clackamas County?

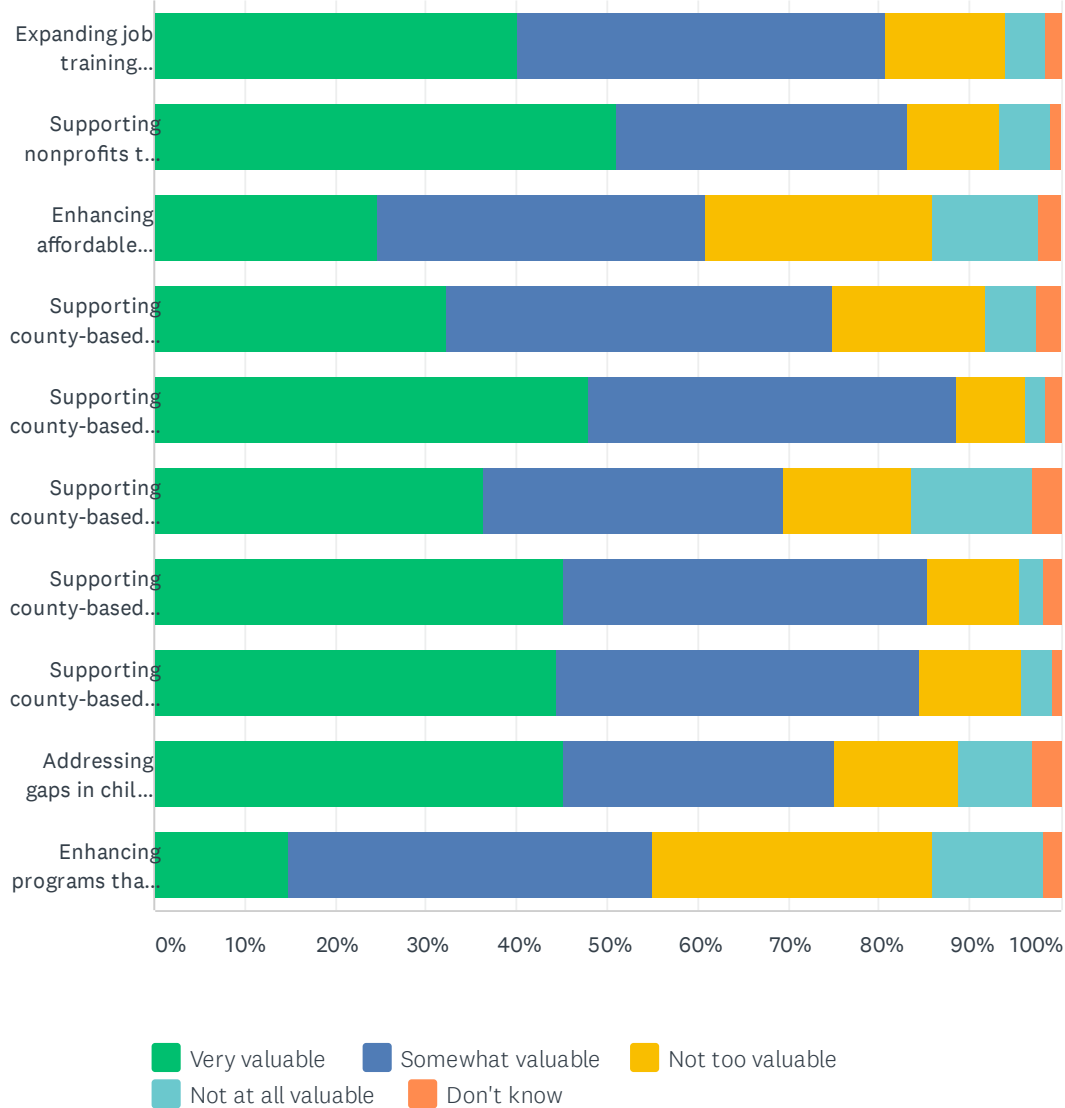
Answered: 3,267 Skipped: 13



ANSWER CHOICES	RESPONSES	
COVID-19 (e.g. health concerns, working from home, school closures, etc.)	55.86%	1,825
2020 Wildfire	15.64%	511
2021 Ice Storm	17.91%	585
Other (please specify)	10.59%	346
TOTAL		3,267

Q4 Below is a list of investments Clackamas County is considering related to economic recovery. Please indicate if each area is very valuable, somewhat valuable, not too valuable, or not at all valuable to the Clackamas County community.

Answered: 3,273 Skipped: 7

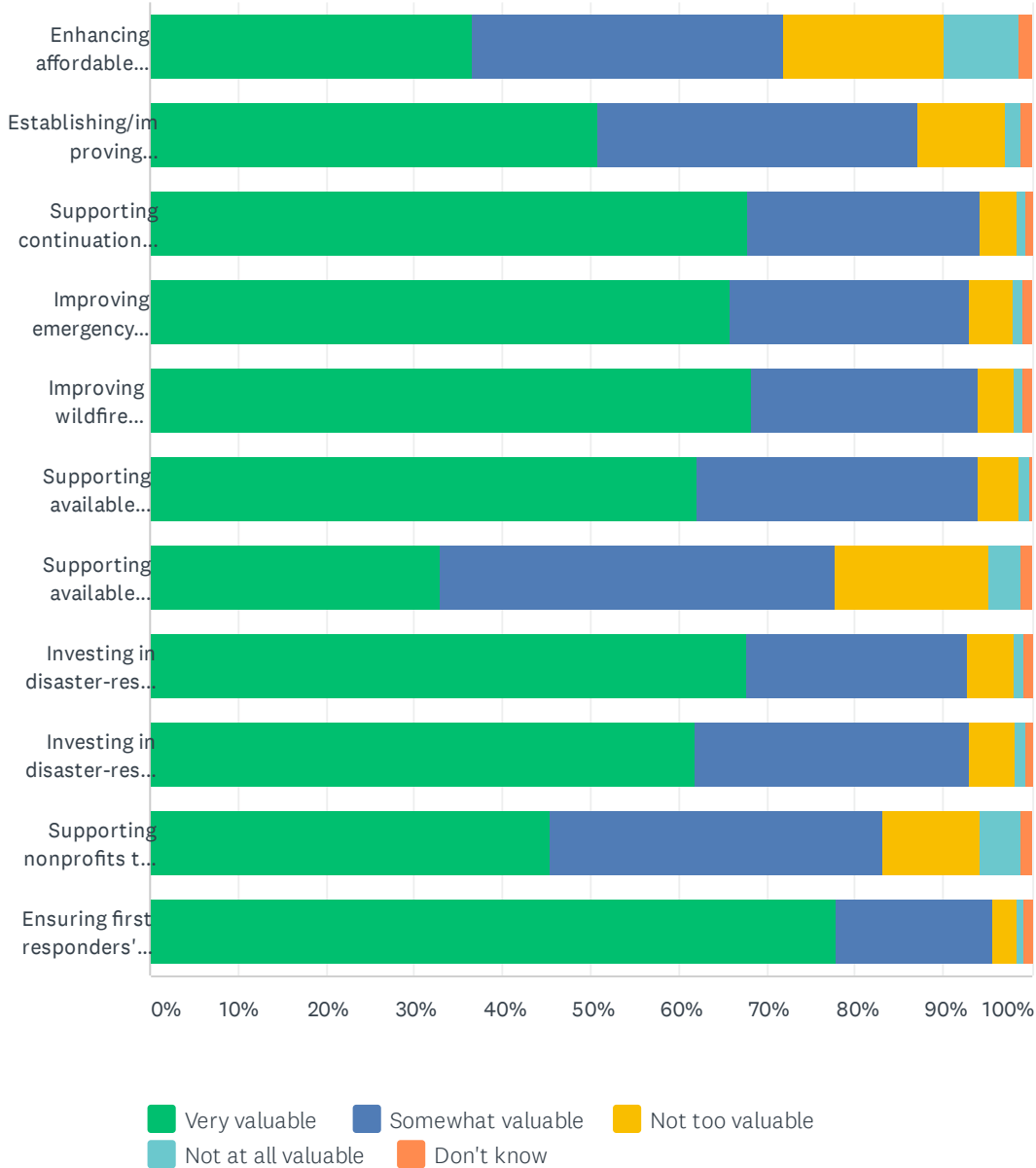


#ClackCo Survey: Investing Federal Funds

	VERY VALUABLE	SOMEWHAT VALUABLE	NOT TOO VALUABLE	NOT AT ALL VALUABLE	DON'T KNOW	TOTAL	WEIGHTED AVERAGE
Expanding job training programs	40.18% 1,305	40.58% 1,318	13.21% 429	4.46% 145	1.57% 51	3,248	3.13
Supporting nonprofits that work to assist those in need	50.91% 1,659	32.16% 1,048	10.22% 333	5.80% 189	0.92% 30	3,259	3.26
Enhancing affordable high-speed broadband for businesses and employers	24.70% 802	36.16% 1,174	25.04% 813	11.76% 382	2.34% 76	3,247	2.69
Supporting county-based businesses, regardless of type, service, or size	32.35% 1,051	42.63% 1,385	16.81% 546	5.69% 185	2.52% 82	3,249	2.97
Supporting county-based businesses that are under 20 employees	47.89% 1,557	40.66% 1,322	7.72% 251	2.18% 71	1.54% 50	3,251	3.31
Supporting county-based businesses that are minority-owned	36.27% 1,176	33.28% 1,079	13.94% 452	13.51% 438	2.99% 97	3,242	2.86
Supporting county-based farms (both agriculture and livestock)	45.19% 1,471	40.15% 1,307	10.26% 334	2.67% 87	1.72% 56	3,255	3.24
Supporting county-based restaurants	44.45% 1,442	40.14% 1,302	11.28% 366	3.30% 107	0.83% 27	3,244	3.24
Addressing gaps in child care	45.27% 1,468	29.91% 970	13.54% 439	8.26% 268	3.02% 98	3,243	3.06
Enhancing programs that restore tourism throughout the county	14.93% 485	39.99% 1,299	31.10% 1,010	12.10% 393	1.88% 61	3,248	2.54

Q5 Below is a list of investments Clackamas County is considering related to future disaster preparedness. Please indicate if each area is very valuable, somewhat valuable, not too valuable, or not at all valuable to the Clackamas County community.

Answered: 3,275 Skipped: 5

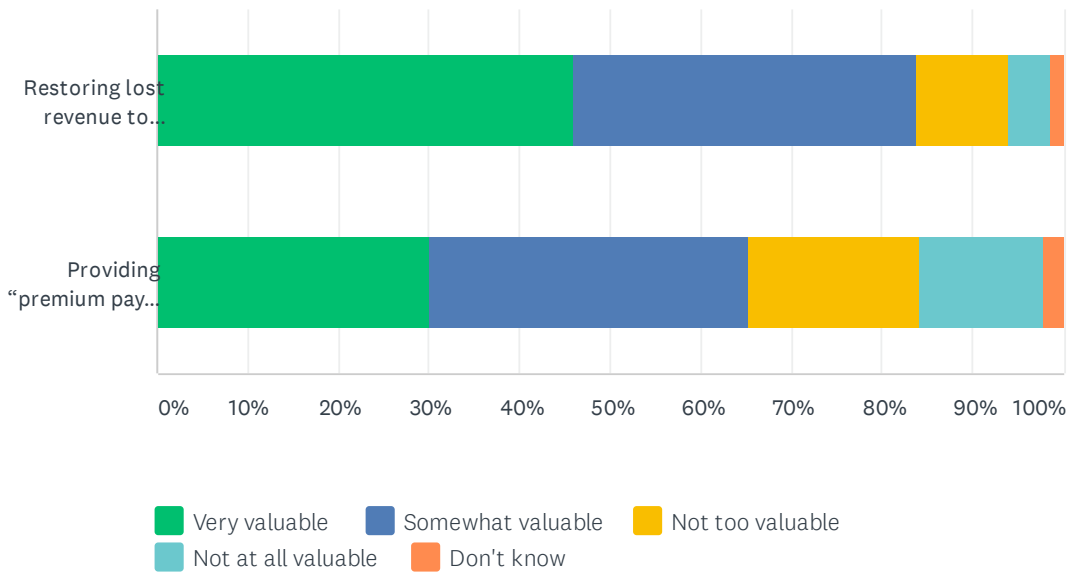


#ClackCo Survey: Investing Federal Funds

	VERY VALUABLE	SOMEWHAT VALUABLE	NOT TOO VALUABLE	NOT AT ALL VALUABLE	DON'T KNOW	TOTAL	WEIGHTED AVERAGE
Enhancing affordable high-speed broadband for all residents	36.60% 1,192	35.22% 1,147	18.30% 596	8.38% 273	1.50% 49	3,257	2.97
Establishing/improving emergency evacuation routes	50.71% 1,650	36.48% 1,187	9.71% 316	1.87% 61	1.23% 40	3,254	3.34
Supporting continuation/resiliency of 911 services during disasters	67.97% 2,213	26.14% 851	4.30% 140	0.92% 30	0.68% 22	3,256	3.60
Improving emergency communications during disasters	65.82% 2,147	27.16% 886	5.09% 166	0.95% 31	0.98% 32	3,262	3.56
Improving wildfire mitigation	68.32% 2,223	25.60% 833	4.09% 133	0.92% 30	1.08% 35	3,254	3.59
Supporting available emergency services for impacted residents (e.g. shelters, food, supplies, and other basic needs)	62.13% 2,028	31.80% 1,038	4.60% 150	1.29% 42	0.18% 6	3,264	3.54
Supporting available emergency shelters for animals/livestock	33.00% 1,074	44.76% 1,457	17.33% 564	3.69% 120	1.23% 40	3,255	3.05
Investing in disaster-resilient clean water infrastructure	67.69% 2,204	25.12% 818	5.22% 170	1.17% 38	0.80% 26	3,256	3.58
Investing in disaster-resilient roads and bridges	61.93% 2,014	30.97% 1,007	5.23% 170	1.23% 40	0.65% 21	3,252	3.52
Supporting nonprofits that work to assist those in need	45.40% 1,476	37.74% 1,227	11.10% 361	4.64% 151	1.11% 36	3,251	3.22
Ensuring first responders' ability to safely respond to emergencies/disasters in Clackamas County	77.88% 2,535	17.76% 578	2.76% 90	0.71% 23	0.89% 29	3,255	3.71

Q6 Below are two potential investments Clackamas County is considering to make sure we are able to keep important public services and employees. The following options are permitted uses of the funds. Please indicate if each area is very valuable, somewhat valuable, not too valuable, or not at all valuable to the Clackamas County community.

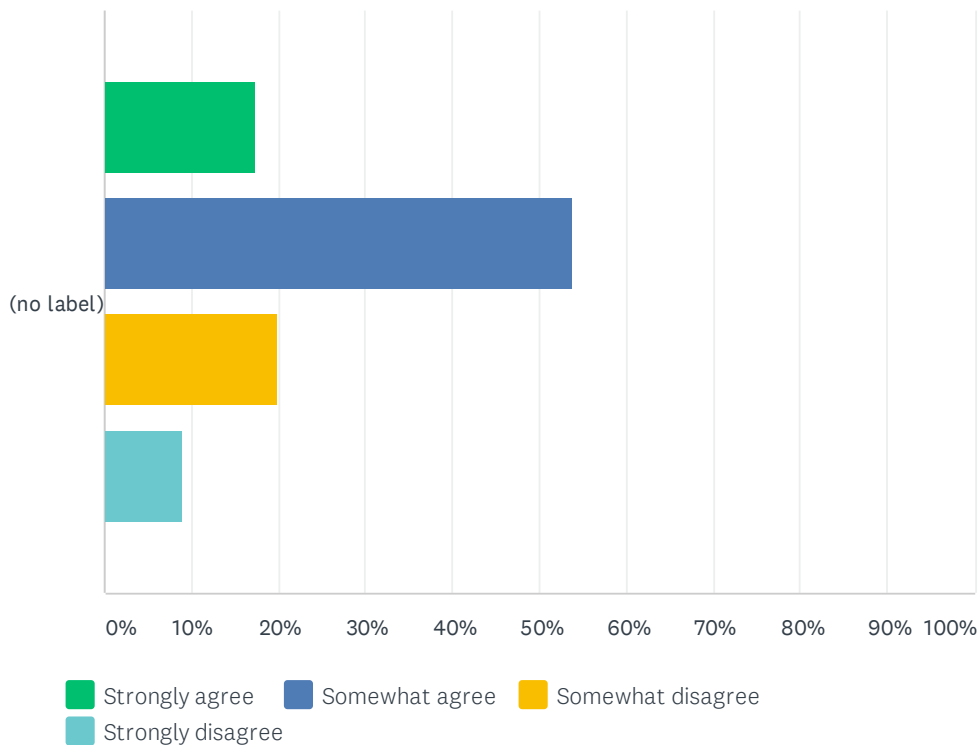
Answered: 3,271 Skipped: 9



	VERY VALUABLE	SOMEWHAT VALUABLE	NOT TOO VALUABLE	NOT AT ALL VALUABLE	DON'T KNOW	TOTAL	WEIGHTED AVERAGE
Restoring lost revenue to county services, such as road maintenance, parks and recreation, health clinics, and tourism	45.93% 1,497	37.80% 1,232	10.25% 334	4.66% 152	1.35% 44	3,259	3.22
Providing "premium pay" (e.g., additional dollars on top of normal income) to essential county workers who support the county's pandemic response	30.02% 980	35.32% 1,153	18.75% 612	13.73% 448	2.18% 71	3,264	2.77

Q7 Clackamas County's response to the COVID-19 pandemic has been strong.

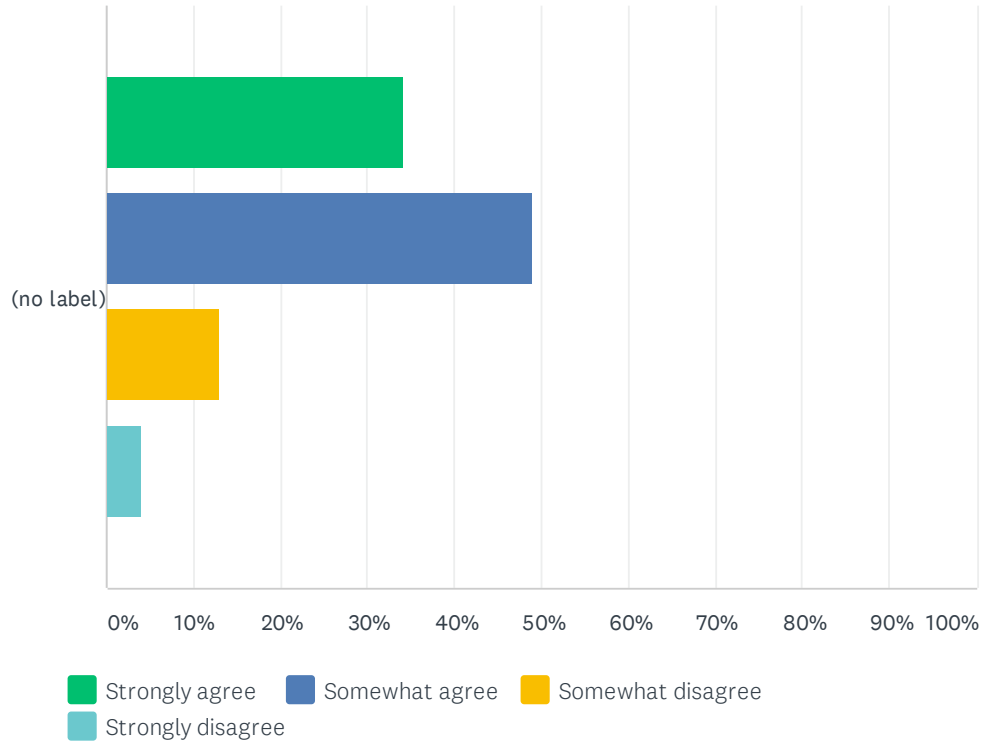
Answered: 3,242 Skipped: 38



	STRONGLY AGREE	SOMEWHAT AGREE	SOMEWHAT DISAGREE	STRONGLY DISAGREE	TOTAL	WEIGHTED AVERAGE
(no label)	17.43% 565	53.73% 1,742	19.90% 645	8.95% 290	3,242	2.80

Q8 Clackamas County's response to the wildfires has been strong.

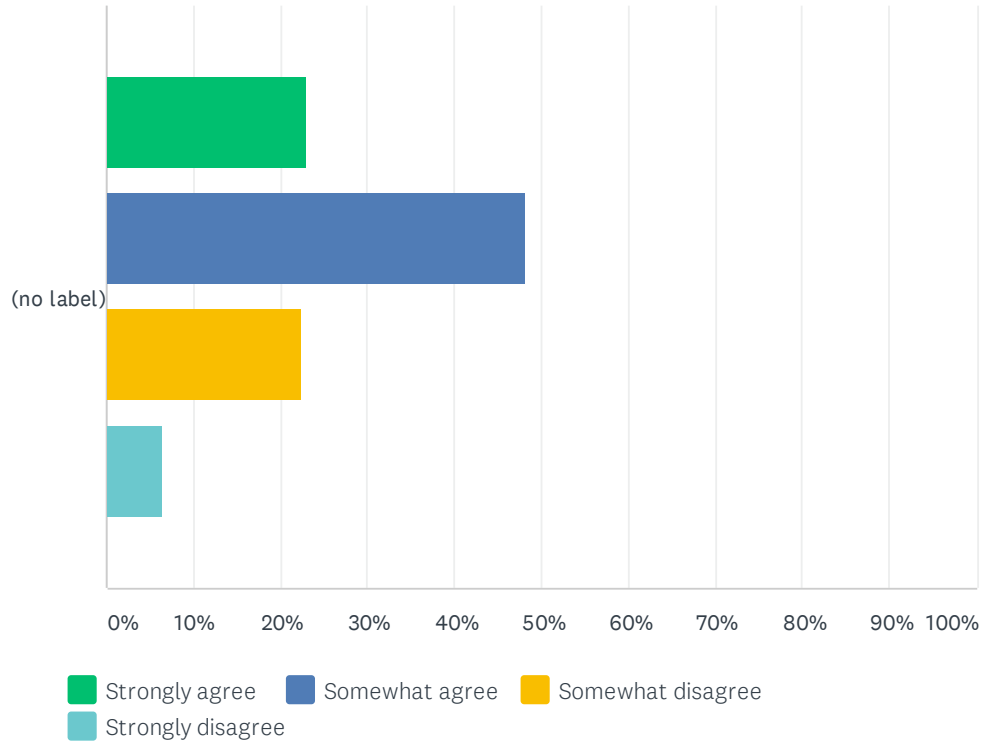
Answered: 3,246 Skipped: 34



	STRONGLY AGREE	SOMEWHAT AGREE	SOMEWHAT DISAGREE	STRONGLY DISAGREE	TOTAL	WEIGHTED AVERAGE
(no label)	34.17% 1,109	48.95% 1,589	12.94% 420	3.94% 128	3,246	3.13

Q9 Clackamas County's response to the ice storm has been strong.

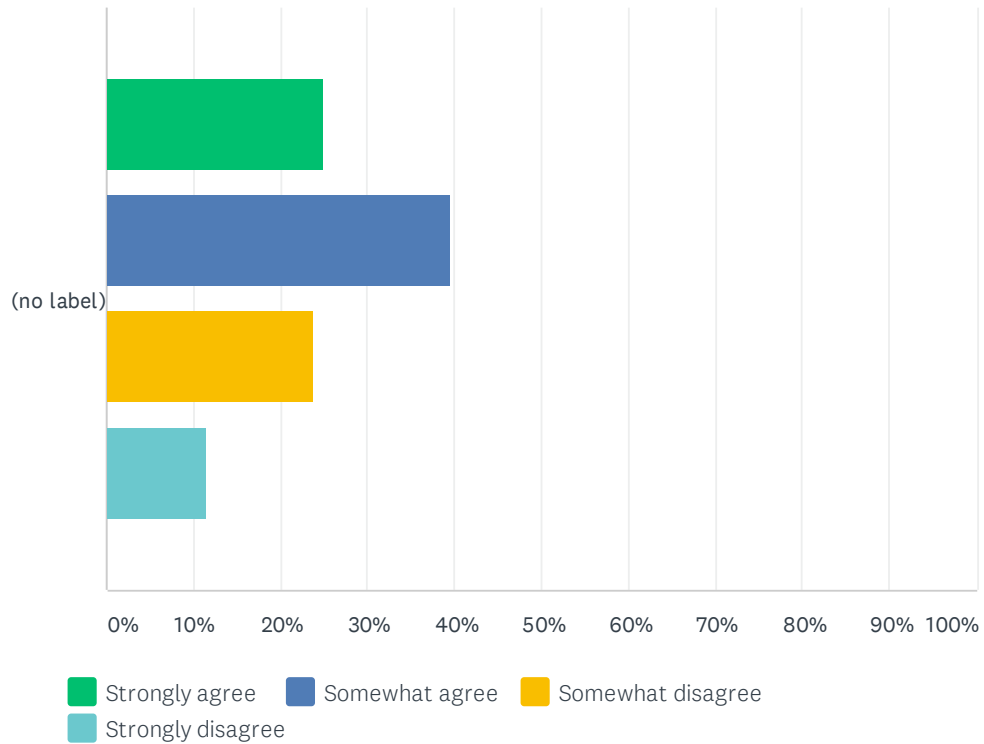
Answered: 3,247 Skipped: 33



	STRONGLY AGREE	SOMEWHAT AGREE	SOMEWHAT DISAGREE	STRONGLY DISAGREE	TOTAL	WEIGHTED AVERAGE
(no label)	22.94% 745	48.04% 1,560	22.45% 729	6.56% 213	3,247	2.87

Q10 Clackamas County is a welcome and inclusive place for all.

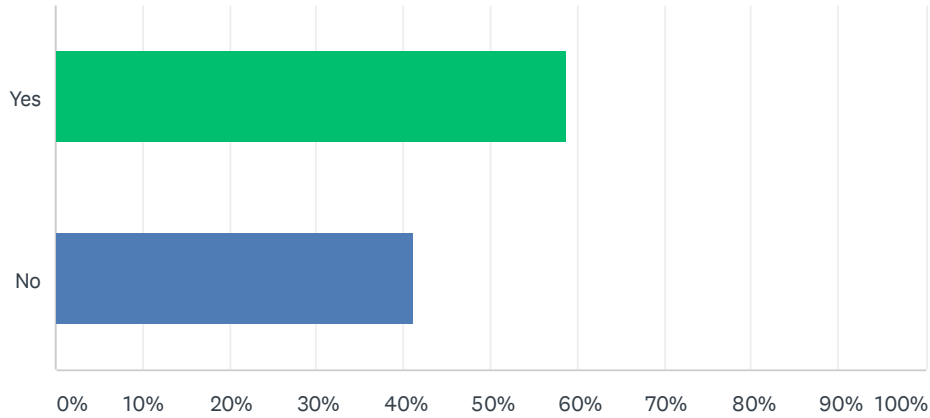
Answered: 3,246 Skipped: 34



	STRONGLY AGREE	SOMEWHAT AGREE	SOMEWHAT DISAGREE	STRONGLY DISAGREE	TOTAL	WEIGHTED AVERAGE
(no label)	24.98% 811	39.62% 1,286	23.81% 773	11.58% 376	3,246	2.78

Q11 If Clackamas County were to hold online, virtual meetings over Zoom open to the public that allowed for public comment on which areas funds should be invested into, would you be interested in virtually attending?

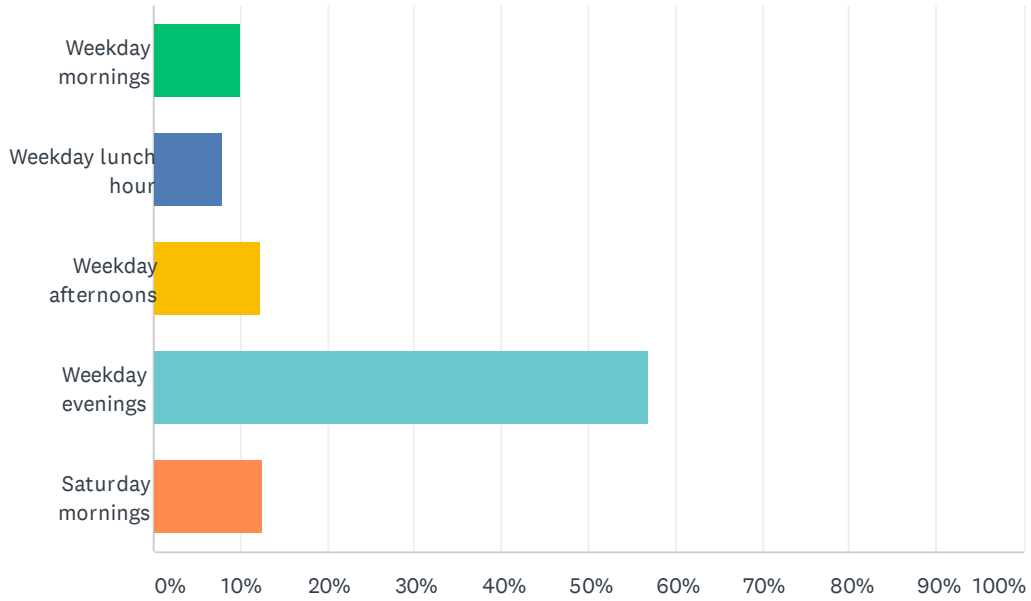
Answered: 3,280 Skipped: 0



ANSWER CHOICES	RESPONSES	
Yes	58.75%	1,927
No	41.25%	1,353
TOTAL		3,280

Q12 What time of day is best for these meetings? Assume they run for 90 minutes.

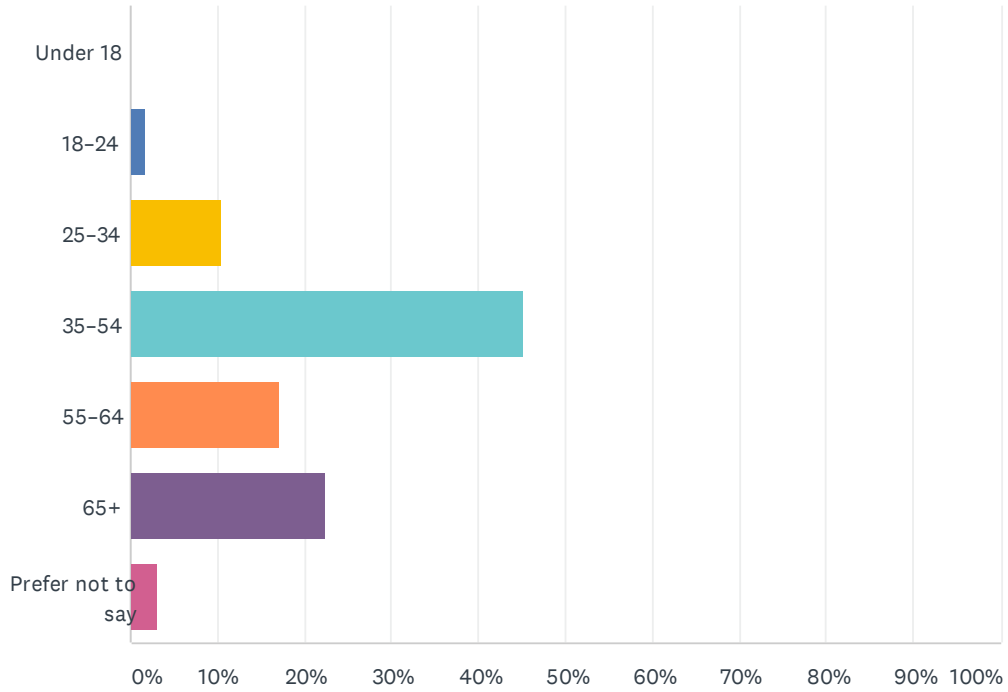
Answered: 1,919 Skipped: 1,361



ANSWER CHOICES	RESPONSES
Weekday mornings	10.11% 194
Weekday lunch hour	8.03% 154
Weekday afternoons	12.35% 237
Weekday evenings	56.96% 1,093
Saturday mornings	12.56% 241
TOTAL	1,919

Q13 What is your age?

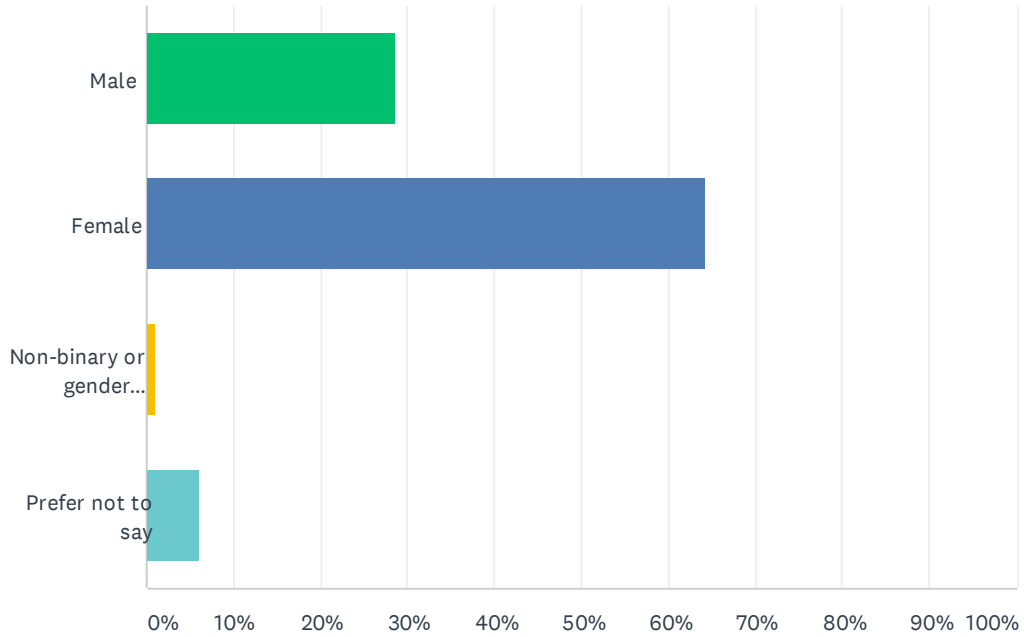
Answered: 3,279 Skipped: 1



ANSWER CHOICES	RESPONSES
Under 18	0.03% 1
18-24	1.62% 53
25-34	10.55% 346
35-54	45.11% 1,479
55-64	17.17% 563
65+	22.35% 733
Prefer not to say	3.17% 104
TOTAL	3,279

Q14 Do you describe your gender as:

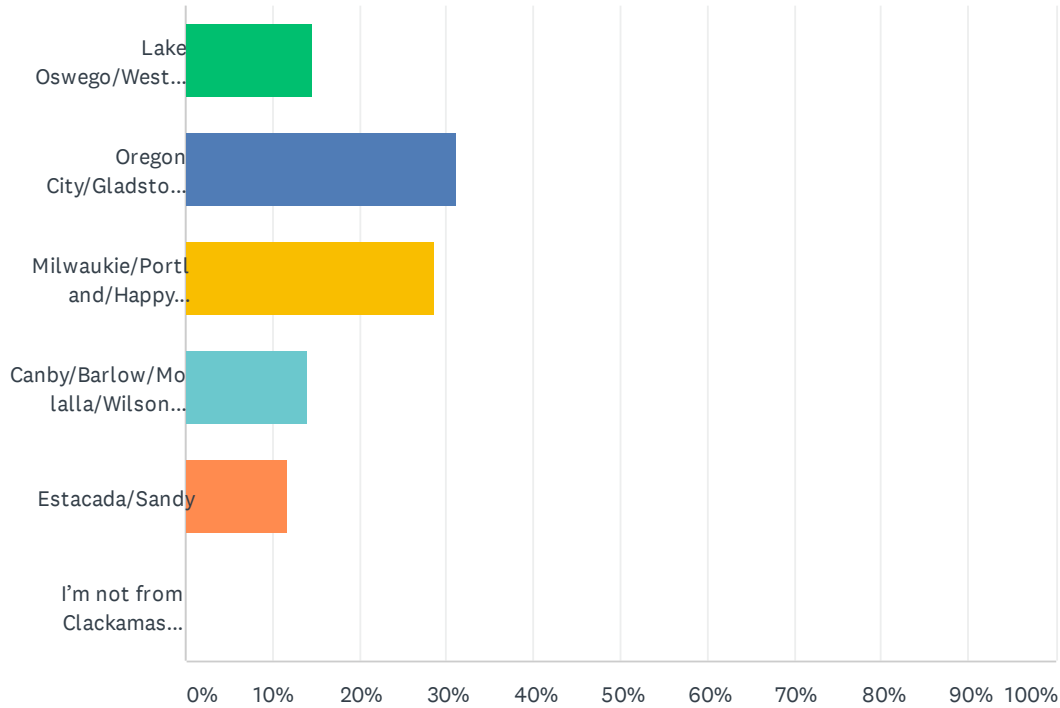
Answered: 3,262 Skipped: 18



ANSWER CHOICES	RESPONSES	
Male	28.69%	936
Female	64.26%	2,096
Non-binary or gender non-conforming	1.01%	33
Prefer not to say	6.04%	197
TOTAL		3,262

Q15 What is the nearest city to where you live?

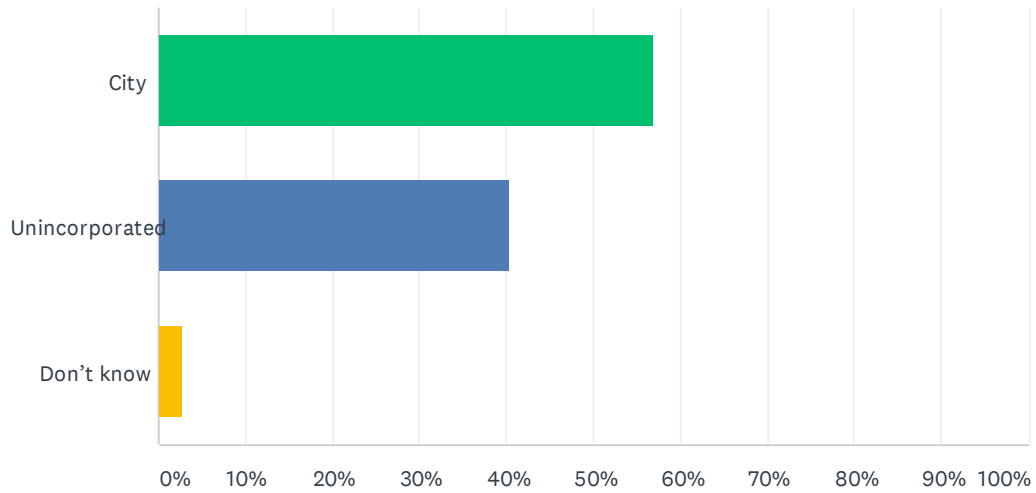
Answered: 3,280 Skipped: 0



ANSWER CHOICES	RESPONSES
Lake Oswego/West Linn/Tualatin/Rivergrove	14.66% 481
Oregon City/Gladstone/Johnson City	31.13% 1,021
Milwaukie/Portland/Happy Valley	28.60% 938
Canby/Barlow/Molalla/Wilsonville	13.96% 458
Estacada/Sandy	11.65% 382
I'm not from Clackamas County	0.00% 0
TOTAL	3,280

Q16 Do you live within a city's limits or in an unincorporated area?

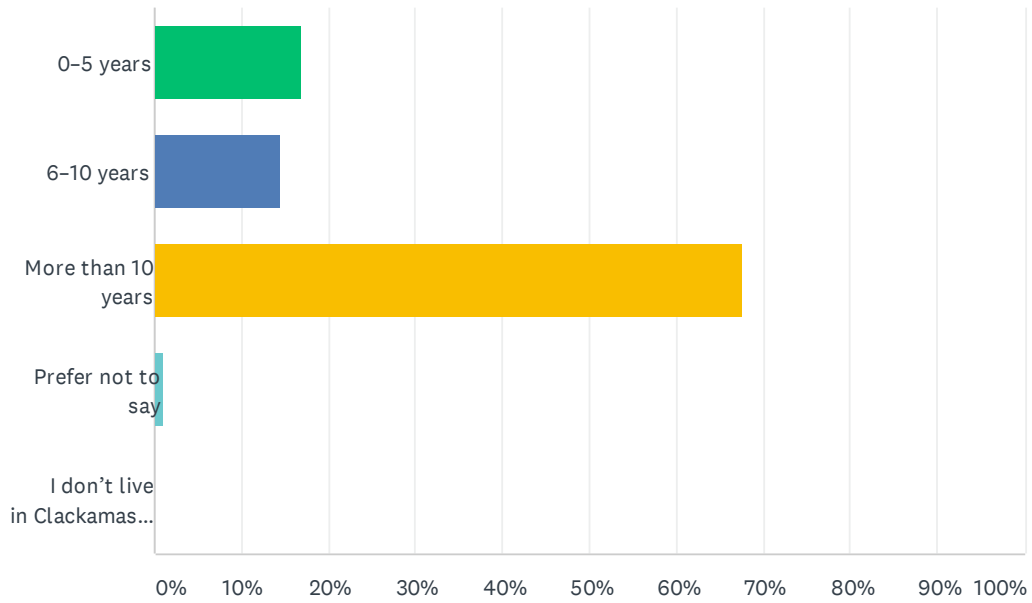
Answered: 3,275 Skipped: 5



ANSWER CHOICES	RESPONSES	
City	56.89%	1,863
Unincorporated	40.31%	1,320
Don't know	2.81%	92
TOTAL		3,275

Q17 How long have you lived in Clackamas County?

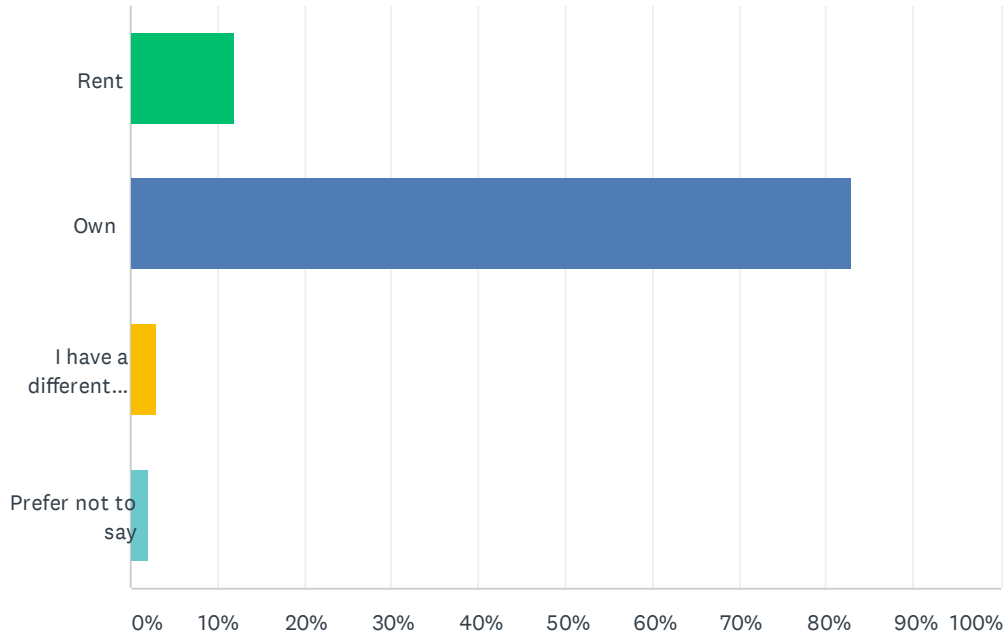
Answered: 3,280 Skipped: 0



ANSWER CHOICES	RESPONSES	
0-5 years	16.95%	556
6-10 years	14.39%	472
More than 10 years	67.62%	2,218
Prefer not to say	1.04%	34
I don't live in Clackamas County	0.00%	0
TOTAL		3,280

Q18 Do you own or rent your home?

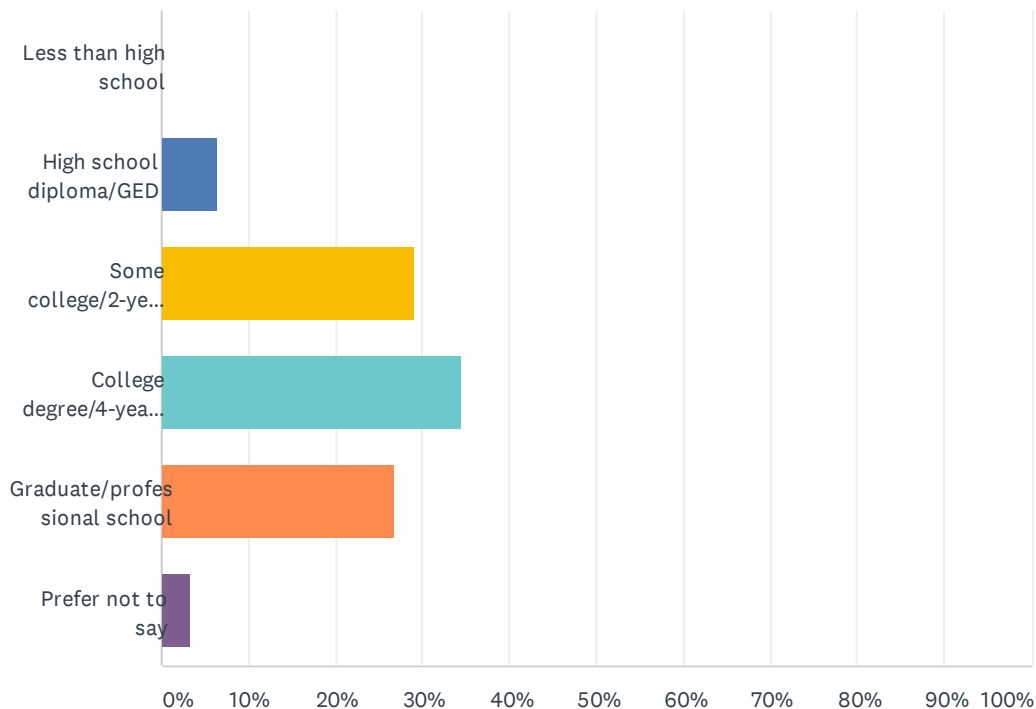
Answered: 3,271 Skipped: 9



ANSWER CHOICES	RESPONSES
Rent	12.01% 393
Own	82.88% 2,711
I have a different arrangement	3.00% 98
Prefer not to say	2.11% 69
TOTAL	3,271

Q19 What is the highest level of education you have had the opportunity to complete?

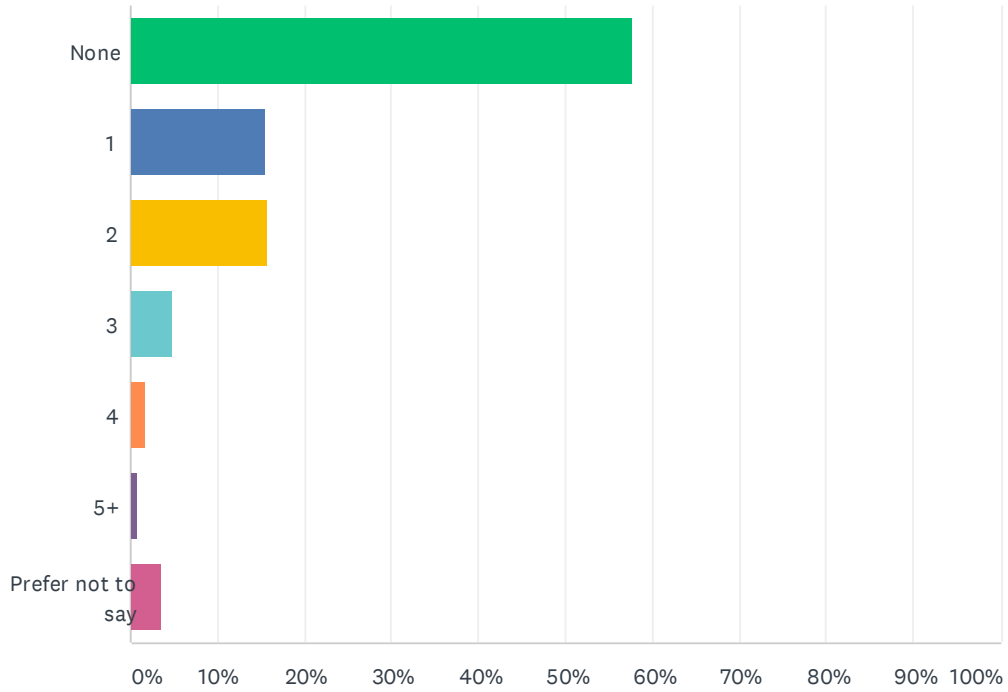
Answered: 3,270 Skipped: 10



ANSWER CHOICES	RESPONSES	
Less than high school	0.06%	2
High school diploma/GED	6.51%	213
Some college/2-year degree	28.99%	948
College degree/4-year degree	34.43%	1,126
Graduate/professional school	26.73%	874
Prefer not to say	3.27%	107
TOTAL		3,270

Q20 How many children younger than age 18 live in your home?

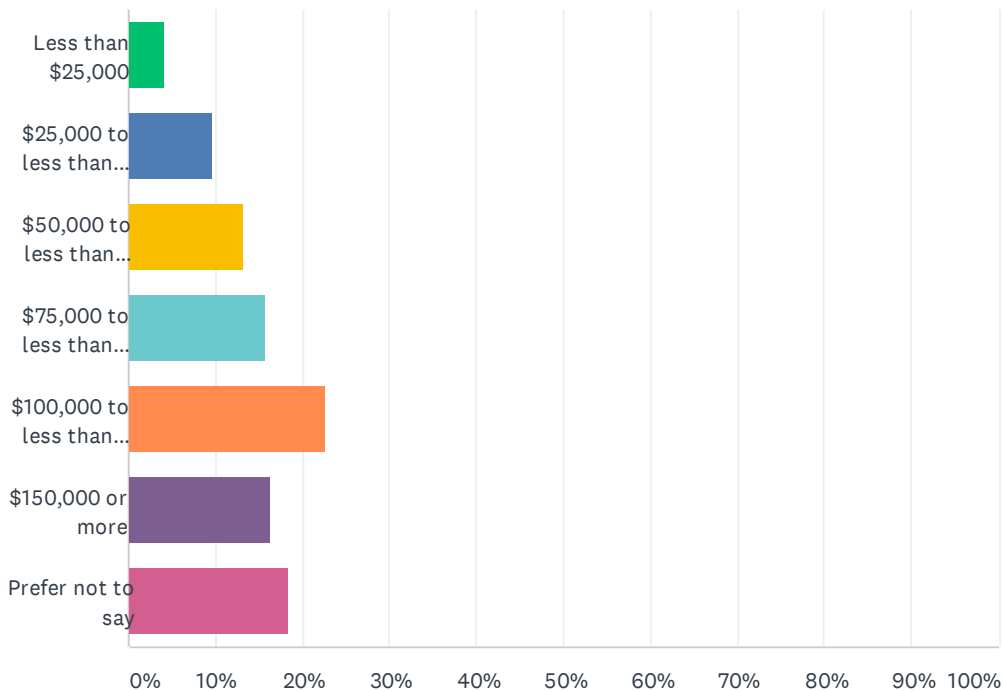
Answered: 3,271 Skipped: 9



ANSWER CHOICES	RESPONSES	
None	57.84%	1,892
1	15.47%	506
2	15.77%	516
3	4.77%	156
4	1.68%	55
5+	0.83%	27
Prefer not to say	3.64%	119
TOTAL		3,271

Q21 What was your annual household income before taxes in 2020?

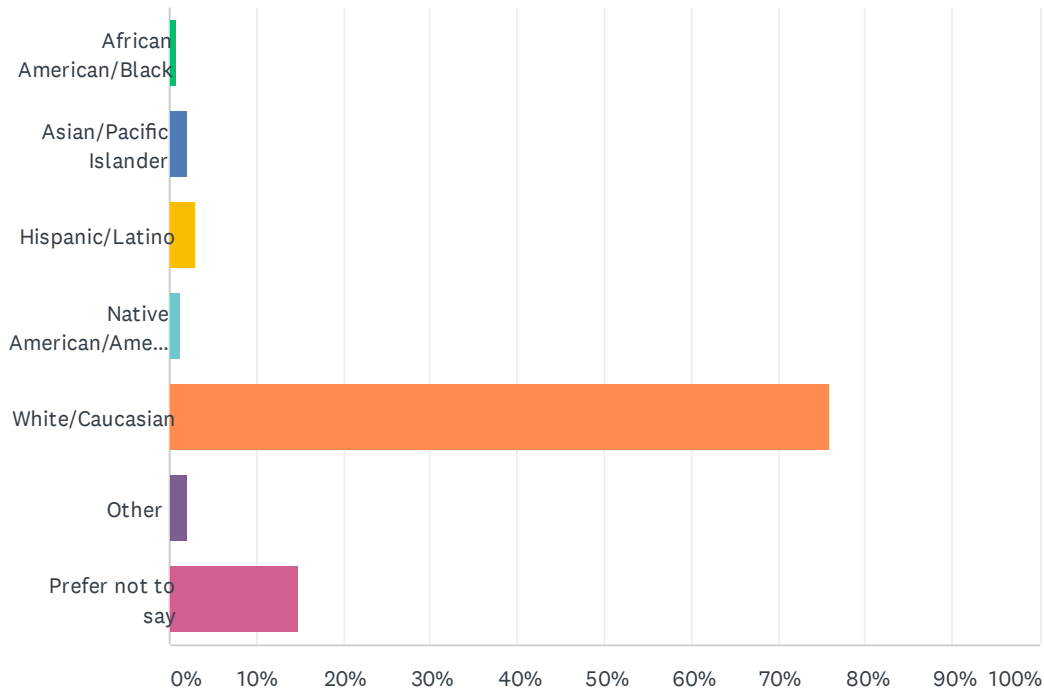
Answered: 3,270 Skipped: 10



ANSWER CHOICES	RESPONSES	
Less than \$25,000	4.13%	135
\$25,000 to less than \$50,000	9.57%	313
\$50,000 to less than \$75,000	13.18%	431
\$75,000 to less than \$100,000	15.72%	514
\$100,000 to less than \$150,000	22.69%	742
\$150,000 or more	16.36%	535
Prefer not to say	18.35%	600
TOTAL		3,270

Q22 What is your race or ethnicity?

Answered: 3,264 Skipped: 16



ANSWER CHOICES	RESPONSES
African American/Black	0.77% 25
Asian/Pacific Islander	2.18% 71
Hispanic/Latino	2.91% 95
Native American/American Indian	1.35% 44
White/Caucasian	75.86% 2,476
Other	2.02% 66
Prefer not to say	14.92% 487
TOTAL	3,264