

Clackamas County - Peace Officers Association

2022 Annual Dental Review

Experience for January 1, 2022 - December 31, 2022

Prepared April 2023

Grace Shim
Healthcare Data Analyst II

Tami Long
Account Manager



Table of Contents

Dental Dashboard

Dental Membership and Utilization

- Demographics
- Membership by Tier
- Payment Distribution
- PMPM Report
- Dental Service Reports
- Dental Utilization by Age Groups
- Dental Cost and Utilization
- Treatment Levels



Dental Utilization Dashboard

Clackamas County - Peace Officers Association

Claims incurred January 2022 - December 2022 (excludes orthodontics)

Membership

Number of members with dental enrollment during the current period of Jan2022 - Dec2022:

877 (-5% change)

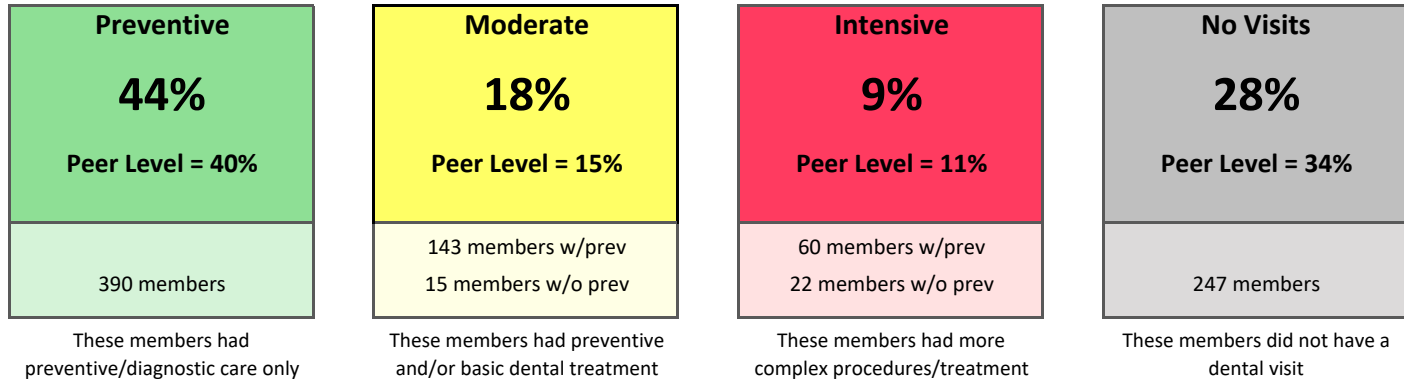
Continuously enrolled members in same period:

752 (86% of total enrolled)

Peer Comparison:

Large Group Public Peer

Member Treatment Levels



Members Utilizing Dental Services

71.8%

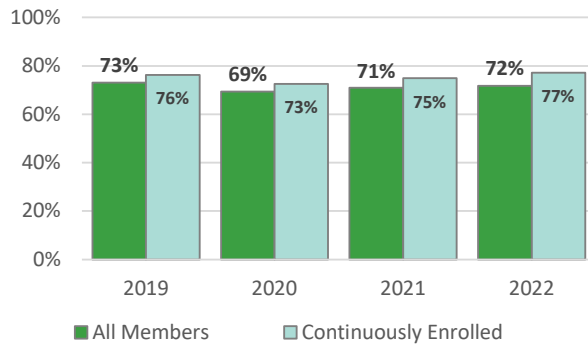
Dental Utilizers

+1.3% change

8.0% above peer

Dental Max

6.4% of members at dental maximum



Members with Preventive Cleanings

67.8%

All Members

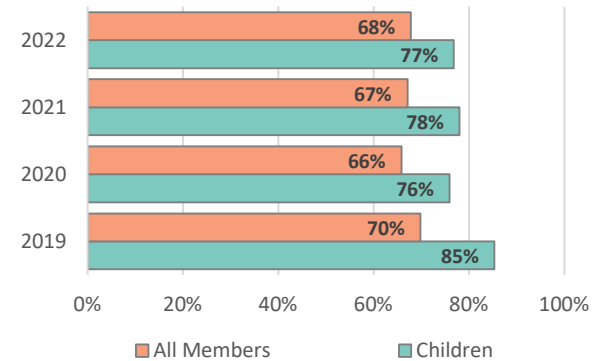
11.0% above peer

76.8%

Children*

5.5% above peer

* Children ages 2-12



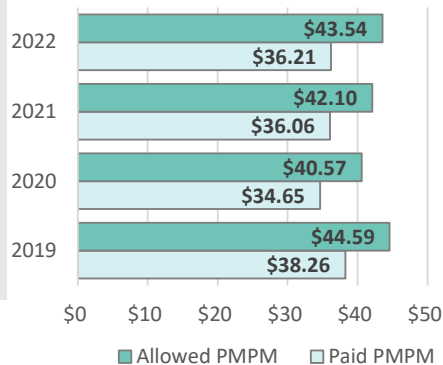
Spend per Member per Month

\$43.54

Allowed PMPM

+3.4% change

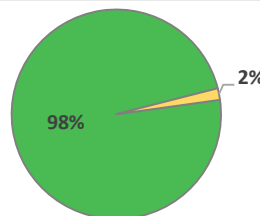
9.8% below peer



Network Utilization

Dental Premier Product

Premier 98%
OON 2%



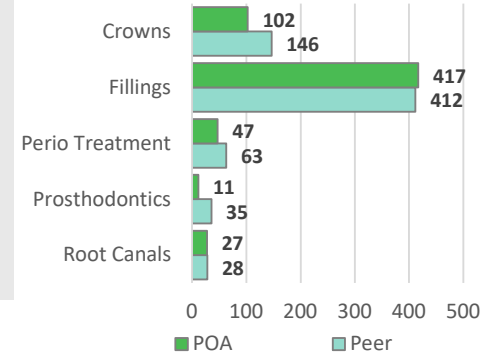
Services per 1,000 Members

4,656.9

Total Services per 1,000 Members

+1.8% change

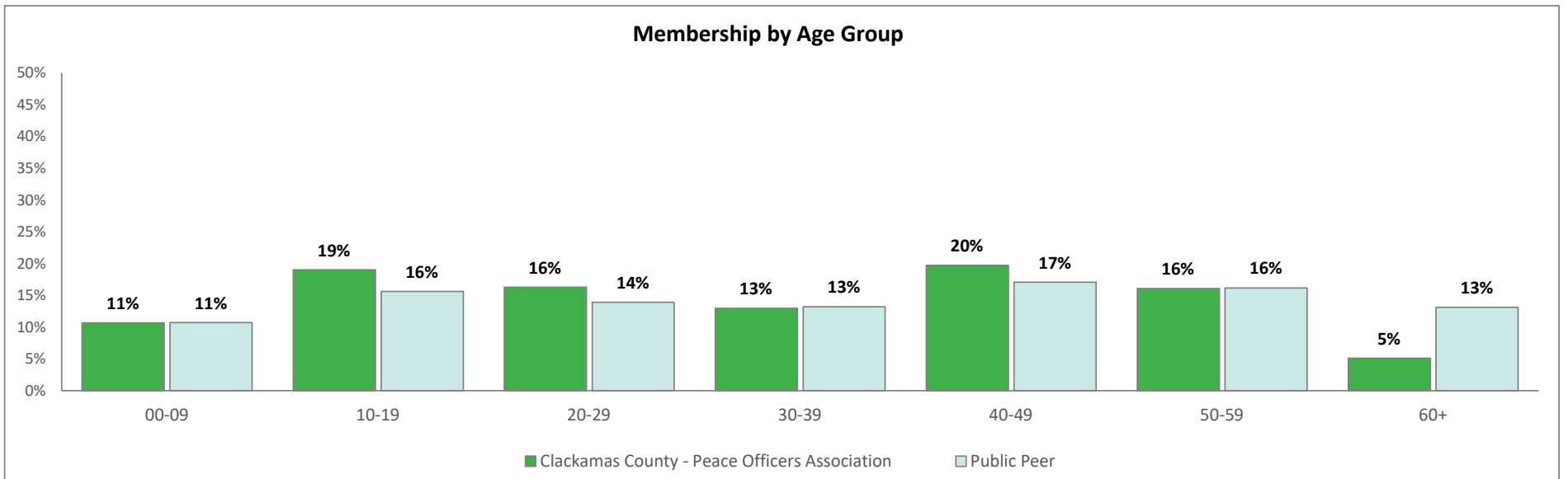
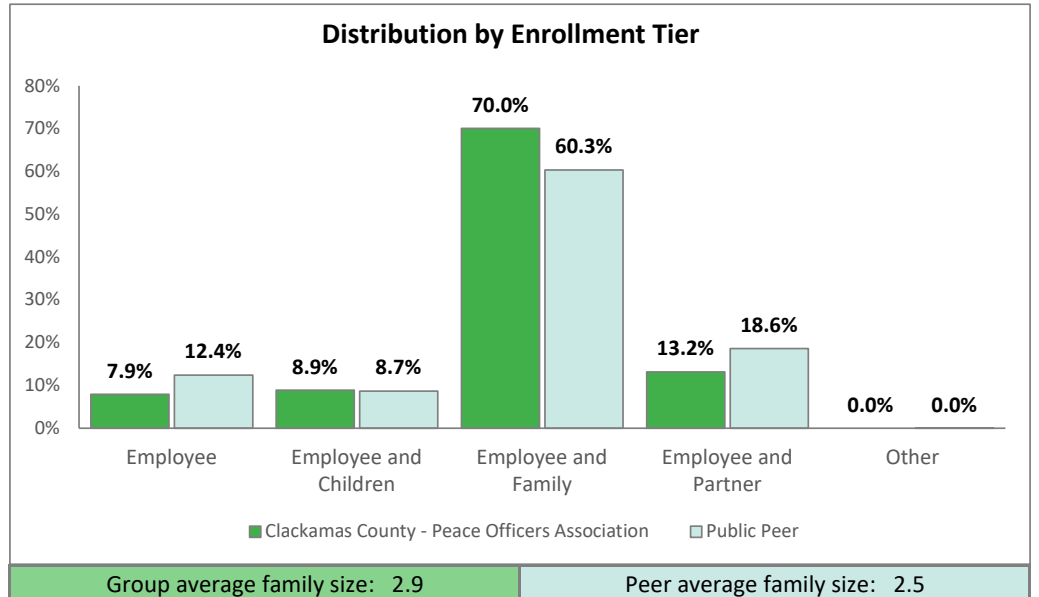
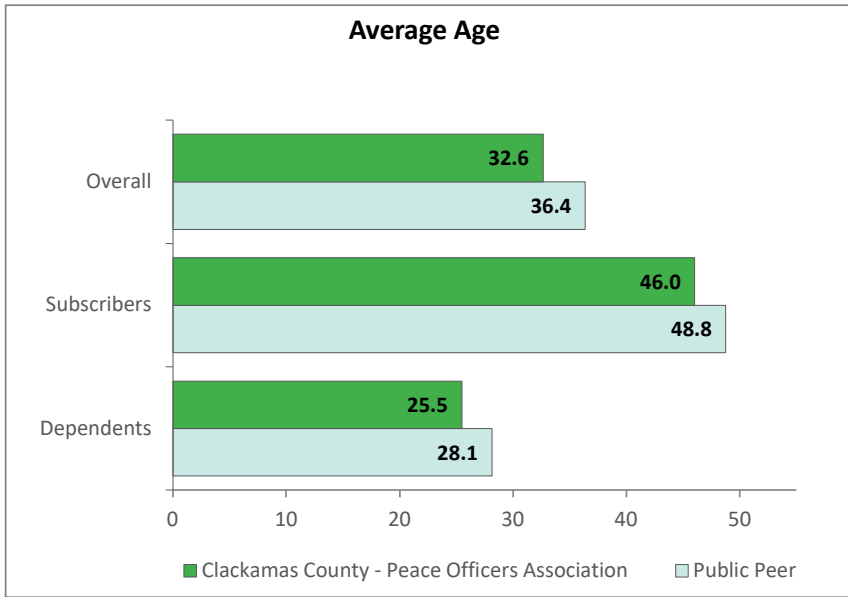
0.8% below peer



Dental Membership and Utilization

Membership Demographics Clackamas County - Peace Officers Association

Membership for 1/2022 - 12/2022 as of 3/2023

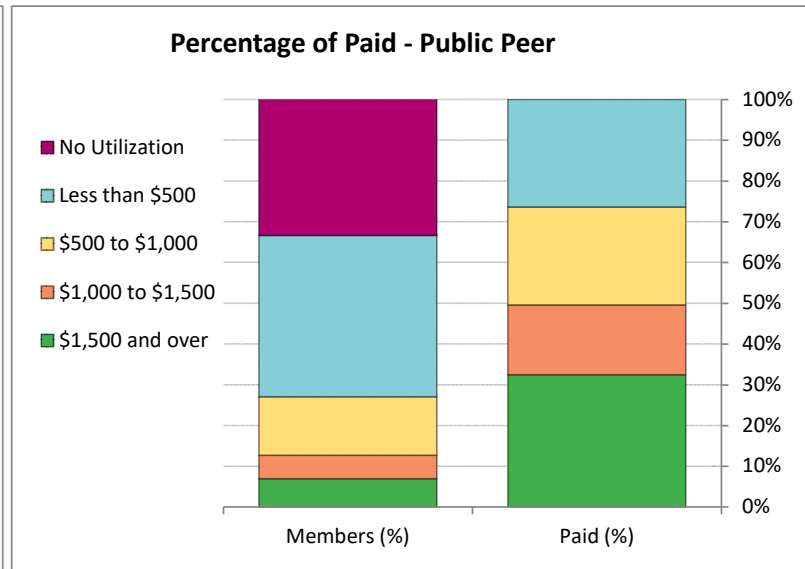
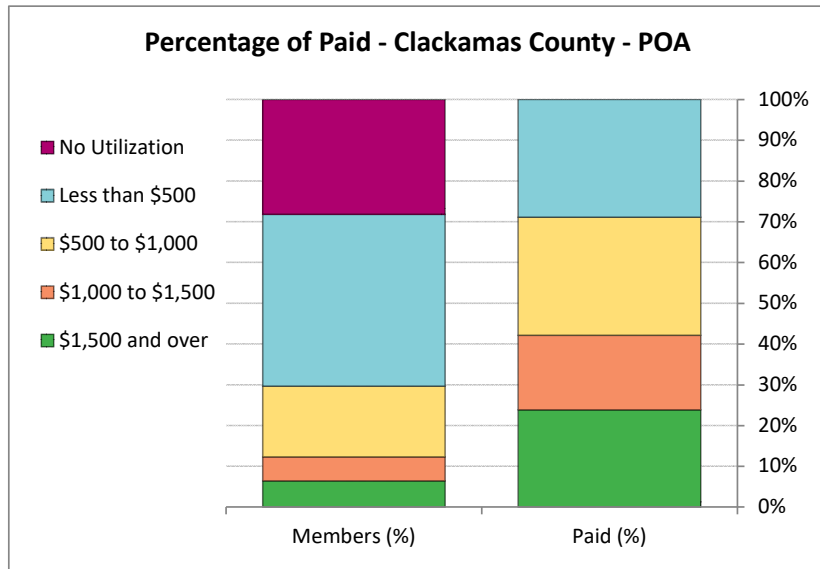


Distribution of Paid Dollars
Clackamas County - Peace Officers Association

Dental Membership
 Claims incurred 1/2022 - 12/2022 as of 3/2023
 Excludes orthodontics

Distribution of Dollars	Clackamas County - Peace Officers Association				Public Peer	
	Total Members	Dollars	Members (%)	Paid (%)	Members (%)	Paid (%)
No Utilization	247	\$ -	28.2%	0.0%	33.5%	0.0%
Less than \$100	55	\$ 1,142	6.3%	0.3%	4.5%	0.4%
\$100 to \$250	104	\$ 18,980	11.9%	5.4%	11.9%	5.2%
\$250 to \$500	211	\$ 81,786	24.1%	23.2%	22.9%	20.8%
\$500 to \$750	112	\$ 67,654	12.8%	19.2%	10.0%	14.8%
\$750 to \$1,000	40	\$ 34,356	4.6%	9.7%	4.9%	10.2%
\$1,000 to \$1,250	24	\$ 26,577	2.7%	7.5%	3.2%	8.7%
\$1,250 to \$1,500	28	\$ 37,871	3.2%	10.7%	2.4%	7.8%
\$1,500 and over	56	\$ 84,000	6.4%	23.8%	6.8%	32.0%
Total	877	\$ 352,367	100.0%	100.0%	100.0%	100.0%

Dental Maximum	Total Mbrs	# at Maximum	% at Maximum
\$1,500	877	56	6.4%



Dental Service Report
Clackamas County - Peace Officers Association

Claims incurred 1/2021 - 12/2021 and 1/2022 - 12/2022 as of 3/2023

Coverage Class	Prior Period		Current Period		% of Spending	
	PMPM (Allowed)	PMPM Change	PMPM (Allowed)	Public Peer	POA	Public Peer
Diagnostic & Preventive (Class I)	\$ 23.86	3.7%	\$ 24.75	\$ 23.39	56.8%	48.4%
Basic Dental Services (Class II)	\$ 11.61	10.0%	\$ 12.78	\$ 13.97	29.4%	28.9%
Crowns & Prosthodontics (Class III)	\$ 6.62	-9.3%	\$ 6.01	\$ 10.95	13.8%	22.7%
Total All Classes	\$ 42.10	3.4%	\$ 43.54	\$ 48.30	100.0%	100.0%
Orthodontics	\$ 8.98	-6.2%	\$ 8.42			

Preventive Cleanings		Prior Period	Change	Current Period	Public Peer
Members with at least one cleaning	Total	67.1%	1%	67.8%	61.6%
Members with two or more cleanings	Total	40.5%	-2%	39.8%	34.2%

Children with Preventive Cleanings		Prior Period	Change	Current Period	Public Peer
Children with at least one cleaning	Ages 2 - 12	78.0%	-2%	76.8%	73.1%
Children with two or more cleanings	Ages 2 - 12	50.4%	-1%	49.6%	40.2%

History of Costs by Month of Service Clackamas County - Peace Officers Association

Dental PMPM

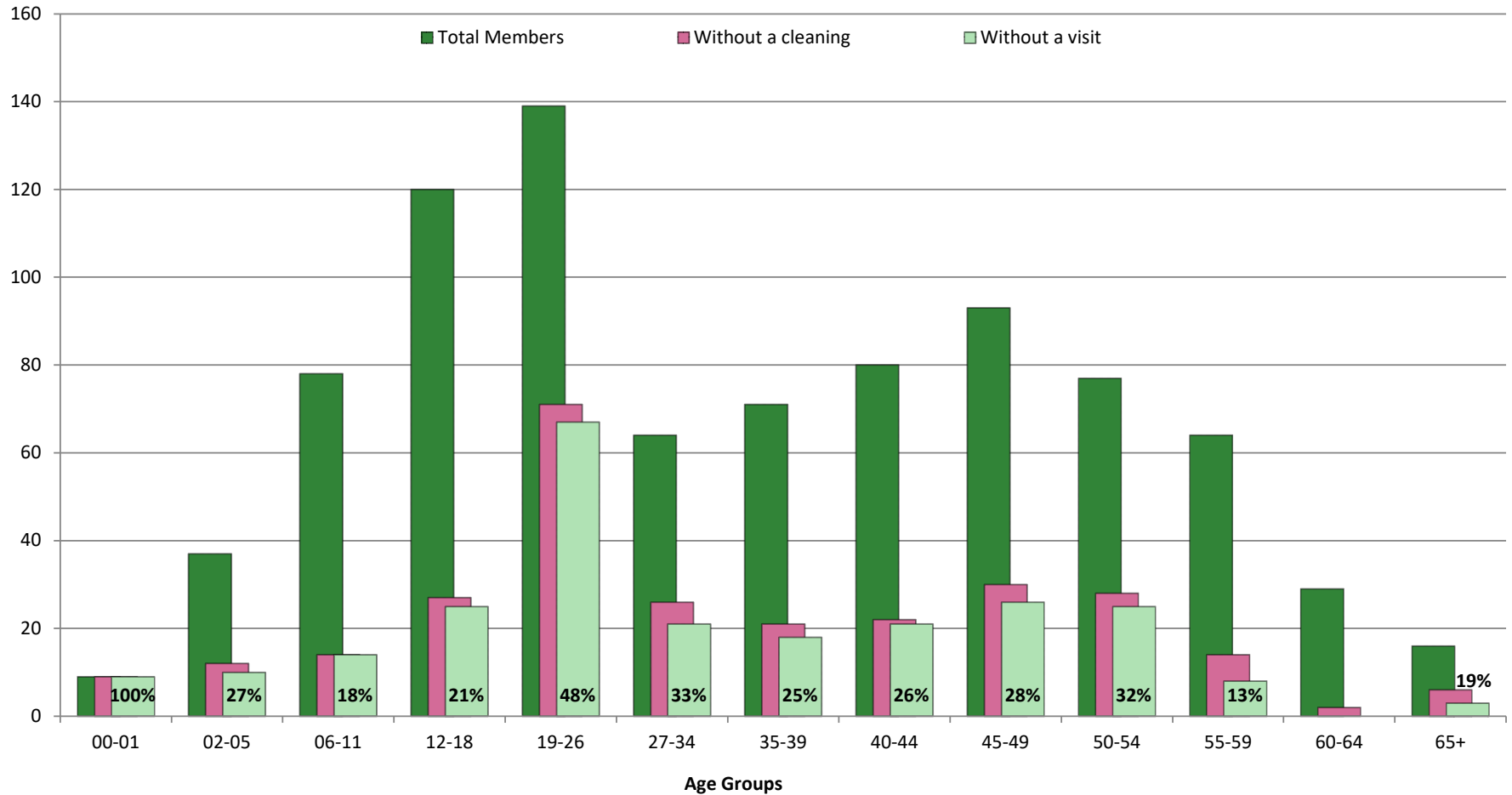
Claims incurred 7/2020 - 12/2022 as of 3/2023

Service Month		Allowed	Paid
July 2020		\$ 57.76	\$ 47.58
August 2020		\$ 46.55	\$ 39.04
September 2020		\$ 42.99	\$ 33.23
October 2020		\$ 41.62	\$ 34.12
November 2020		\$ 40.90	\$ 34.94
December 2020		\$ 80.27	\$ 59.90
January 2021		\$ 67.67	\$ 62.03
February 2021		\$ 43.97	\$ 38.27
March 2021		\$ 67.21	\$ 53.03
April 2021		\$ 57.28	\$ 44.79
May 2021		\$ 50.02	\$ 36.24
June 2021		\$ 50.91	\$ 41.81
July 2021		\$ 41.07	\$ 31.07
August 2021		\$ 47.95	\$ 39.14
September 2021		\$ 48.87	\$ 36.00
October 2021		\$ 26.90	\$ 22.44
November 2021		\$ 52.50	\$ 38.44
December 2021		\$ 58.15	\$ 42.28
January 2022		\$ 55.94	\$ 46.65
February 2022		\$ 62.14	\$ 49.34
March 2022		\$ 57.72	\$ 43.35
April 2022		\$ 53.69	\$ 44.06
May 2022		\$ 57.04	\$ 37.93
June 2022		\$ 43.64	\$ 38.05
July 2022		\$ 39.05	\$ 31.60
August 2022		\$ 58.36	\$ 44.41
September 2022		\$ 57.93	\$ 42.61
October 2022		\$ 41.72	\$ 32.93
November 2022		\$ 55.93	\$ 43.51
December 2022		\$ 39.51	\$ 29.32
Service Year Jan2022 - Dec2022		\$ 51.96	\$ 40.38

Members without Services
Clackamas County - Peace Officers Association
 Claims incurred 1/2022 - 12/2022 as of 3/2023
 All enrolled members

Members without Services by Age Group

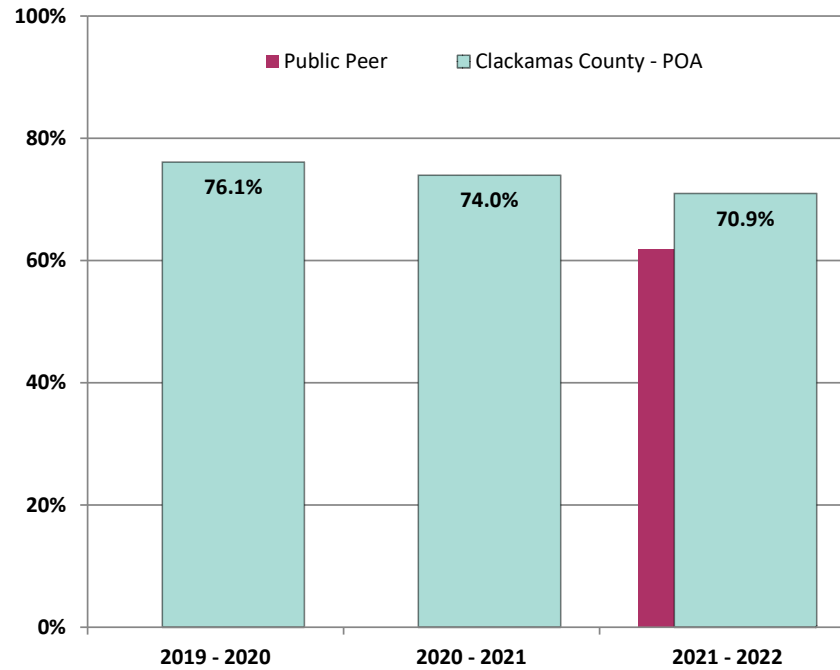
of members



Members age 19-26: 87% are dependent children. 50% of the children ages 19-26 are without visits. 13% are employees and spouses. 33% of the adults ages 19-26 are without visits.

Members with Continuous Coverage
Clackamas County - Peace Officers Association
 Claims incurred 1/2021 - 12/2022 as of 3/2023

Percentage of members that were continuously enrolled over time (2 year periods)



For POA's 2021 - 2022 continuously enrolled members:

All dental services

- 70.0%** Saw a dentist both years
- 7.3%** Had no visits in prior year but saw a dentist in current year
- 6.5%** Saw a dentist in prior year but had no visits in current year
- 16.2%** Did not have a visit in either year

Preventive cleanings

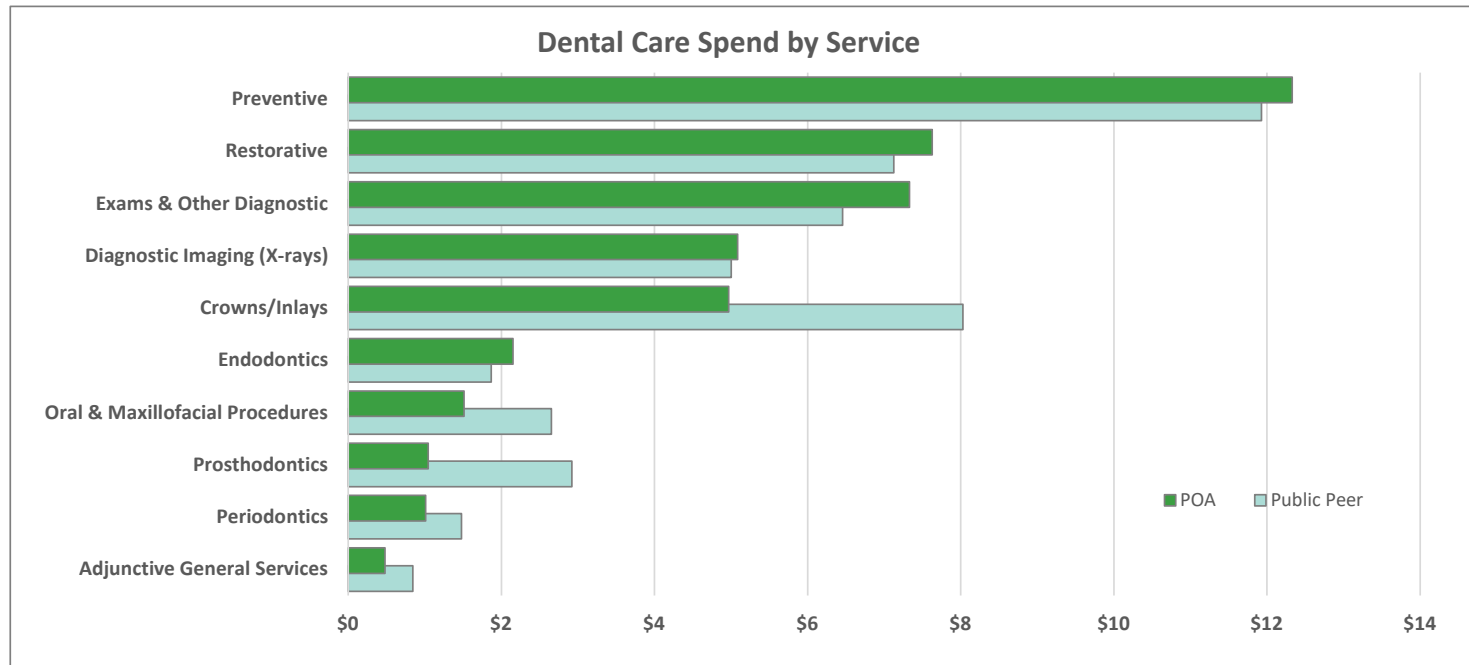
- 65.4%** Had a cleaning both years
- 7.9%** Had a cleaning in current year but none in prior year
- 7.2%** Had a cleaning in prior year but none in current year
- 19.5%** Did not have a cleaning in either year

Dental Service Summary Report Clackamas County - Peace Officers Association

Claims incurred 1/2021 - 12/2021 and 1/2022 - 12/2022 as of 3/2023

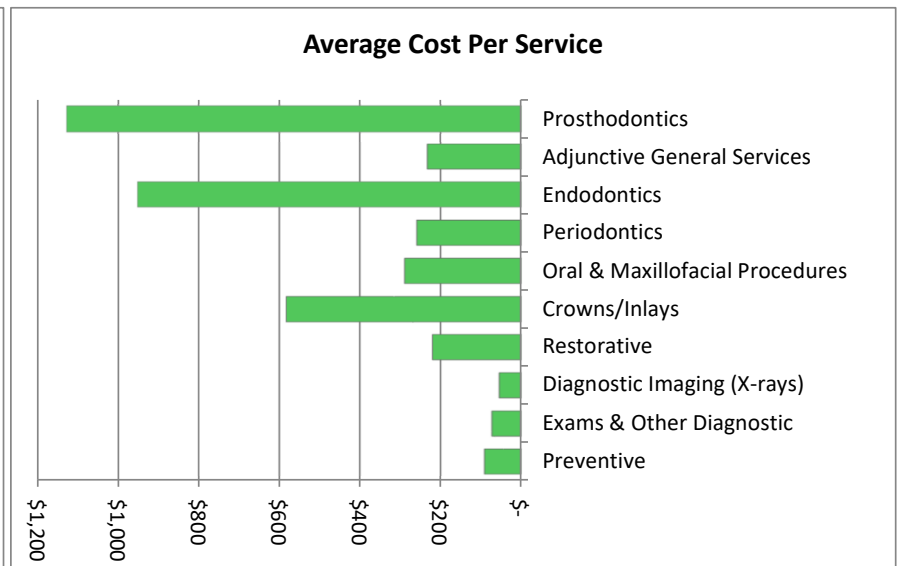
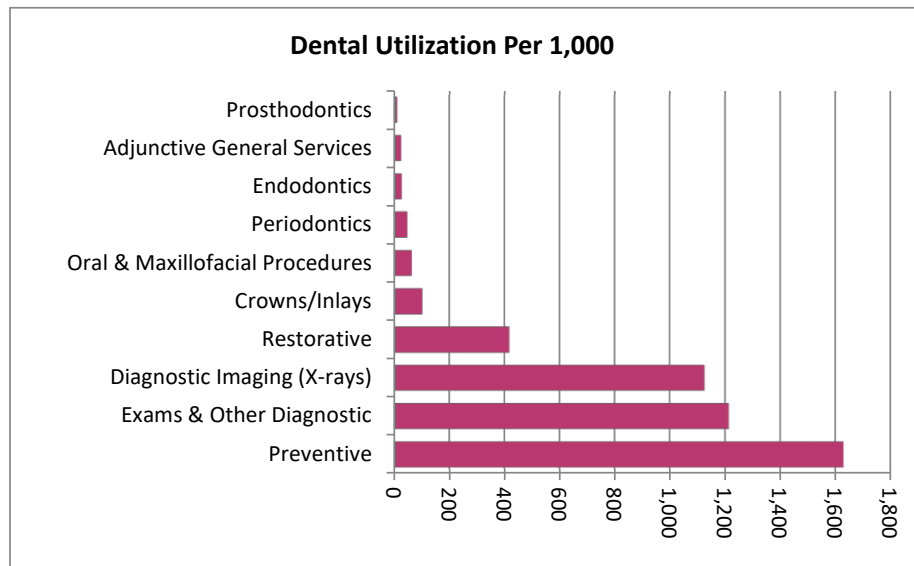
Excludes orthodontics

General Service Category	Prior Period		Current Period		Current Period	
	PMPM (Allowed)	PMPM Change	PMPM (Allowed)	Public Peer	% of Spending	Public Peer
Preventive	\$ 11.86	3.9%	\$ 12.33	\$ 11.93	28.3%	24.7%
Restorative	\$ 7.41	3.0%	\$ 7.63	\$ 7.13	17.5%	14.8%
Exams & Other Diagnostic	\$ 6.91	6.1%	\$ 7.33	\$ 6.46	16.8%	13.4%
Diagnostic Imaging (X-rays)	\$ 5.09	0.0%	\$ 5.09	\$ 5.00	11.7%	10.4%
Crowns/Inlays	\$ 5.66	-12.2%	\$ 4.97	\$ 8.03	11.4%	16.6%
Endodontics	\$ 0.62	247.3%	\$ 2.15	\$ 1.87	4.9%	3.9%
Oral & Maxillofacial Procedures	\$ 2.08	-27.5%	\$ 1.51	\$ 2.65	3.5%	5.5%
Prosthodontics	\$ 0.97	8.0%	\$ 1.04	\$ 2.92	2.4%	6.1%
Periodontics	\$ 0.92	10.2%	\$ 1.01	\$ 1.48	2.3%	3.1%
Adjunctive General Services	\$ 0.59	-18.6%	\$ 0.48	\$ 0.84	1.1%	1.7%
Total All Services	\$ 42.10	3.4%	\$ 43.54	\$ 48.30	100.0%	100.0%



Dental Cost and Utilization Detail Clackamas County - Peace Officers Association

General Service Category	Prior Period					Current Period			
	Prior Period Services/1,000	Average Cost Per Service *	Allowed PMPM	% Change Services/1,000	% Change Avg Cost	Current Period Services/1,000	Svcs vs. Peer	Average Cost Per Service *	Allowed PMPM
Preventive	1,624.7	\$ 87.63	\$ 11.86	0.3%	3.6%	1,629.2	↻	\$ 90.80	\$ 12.33
Exams & Other Diagnostic	1,177.8	\$ 70.42	\$ 6.91	2.9%	3.0%	1,212.3	▲	\$ 72.56	\$ 7.33
Diagnostic Imaging (X-rays)	1,102.1	\$ 55.39	\$ 5.09	1.9%	-1.9%	1,123.5	↻	\$ 54.33	\$ 5.09
Restorative	406.2	\$ 218.81	\$ 7.41	2.6%	0.4%	416.9	↻	\$ 219.60	\$ 7.63
Crowns/Inlays	97.8	\$ 694.55	\$ 5.66	4.7%	-16.1%	102.4	▼	\$ 582.47	\$ 4.97
Oral & Maxillofacial Procedures	82.6	\$ 302.68	\$ 2.08	-23.9%	-4.7%	62.9	▼	\$ 288.51	\$ 1.51
Periodontics	32.6	\$ 337.36	\$ 0.92	43.8%	-23.3%	46.9	▼	\$ 258.61	\$ 1.01
Endodontics	8.2	\$ 912.71	\$ 0.62	232.9%	4.3%	27.1	↻	\$ 951.72	\$ 2.15
Adjunctive General Services	29.1	\$ 242.16	\$ 0.59	-15.2%	-4.0%	24.7	▼	\$ 232.40	\$ 0.48
Prosthodontics	12.8	\$ 905.58	\$ 0.97	-13.3%	24.5%	11.1	▼	\$ 1,127.18	\$ 1.04
	4,573.8		\$ 42.10	1.8%		4,657.0	↻		\$ 43.54



* Average cost per service is sensitive to benefit design and range of services within the category.

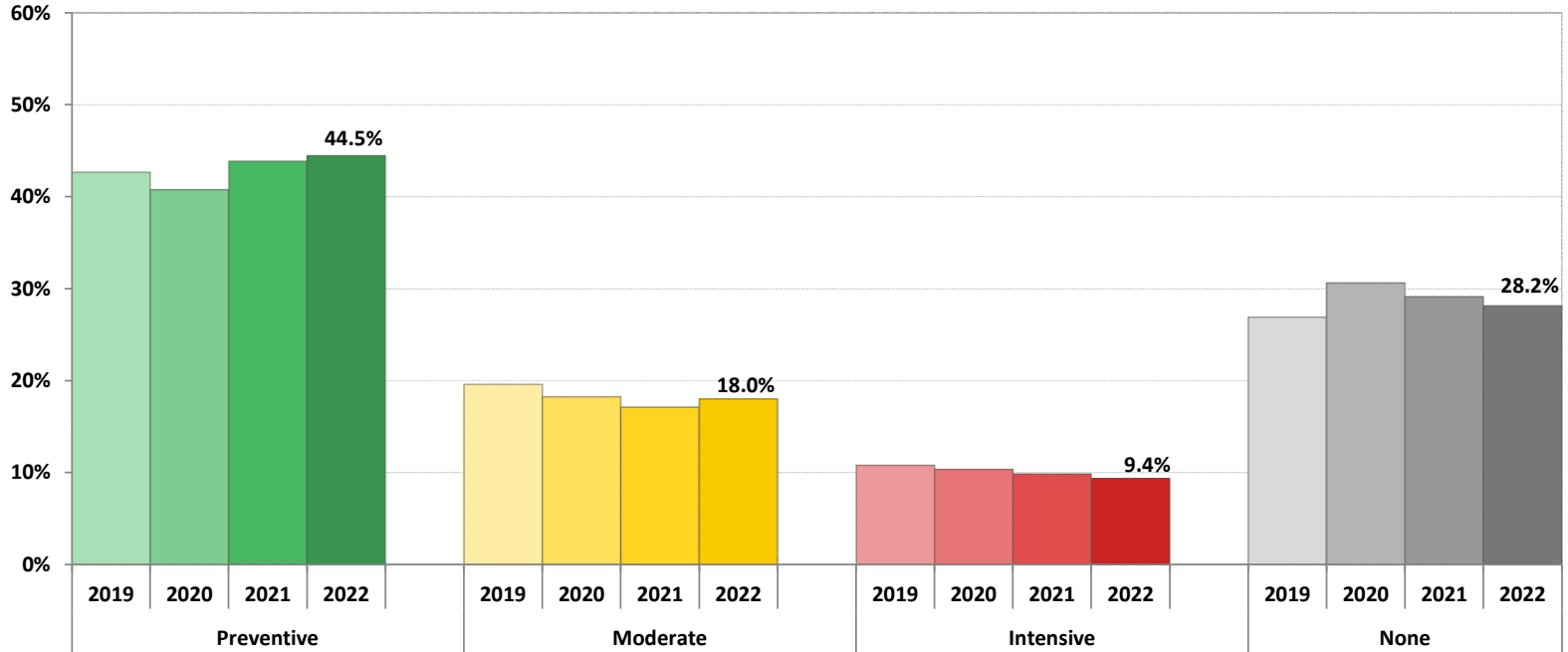
Claims incurred 1/2021 - 12/2021 and 1/2022 - 12/2022 as of 3/2023

Excludes orthodontics.

Peer key:	Symbol	Description
	▼ ▲	± 15% or more higher/lower than peer
	▲ ▼	± 5% - 15% higher/lower than peer
	↻	± 5% higher/lower than peer

Member Treatment Levels Over Time
Clackamas County - Peace Officers Association
 Claims incurred 1/2019 - 12/2022 as of 3/2023
 All enrolled members

Percentage of members in treatment levels



- Preventive** These members had preventive care only.
(e.g. cleanings/periodic maintenance, exams, x-rays, fluoride, and other preventive services)
- Moderate** These members had preventive care and/or basic dental treatment.
(e.g. fillings, periodontal treatments, simple extractions)
- Intensive** These members had more complex and expensive procedures/treatment.
(e.g. crowns, bridges, dentures, implants, oral surgery)
- None** These members did not see a dentist during the report period.

Dental Service Detail Report
Clackamas County - Peace Officers Association

Claims incurred 1/2022 - 12/2022 as of 3/2023

Excludes orthodontics

Coverage Class	General Service	Service Detail	Svcs / 1,000	Svcs vs. Peer	PMPM (Allowed)		% of Spending	
			POA		POA	Public Peer	POA	Public Peer
Diagnostic & Preventive (Class I)	Exams & Other Diagnostic	Exams & Other Diagnostic	1,212.3	▲	\$ 7.33	\$ 6.46	16.8%	13.4%
	Diagnostic Imaging (X-rays)	Bitewing X-rays	450.2	🔄	\$ 2.59	\$ 2.55	5.9%	5.3%
		X-rays (including full mouth)	673.4	🔄	\$ 2.50	\$ 2.45	5.7%	5.1%
		<u>Total Diagnostic Imaging</u>	<u>1,123.5</u>	🔄	\$ 5.09	\$ 5.00	11.7%	10.4%
	Preventive	Other Preventive Services	97.4	▼	\$ 0.48	\$ 0.60	1.1%	1.2%
		Periodontal Maintenance	101.1	▼	\$ 1.73	\$ 2.46	4.0%	5.1%
		Prophylaxis Services, adult	828.8	▲	\$ 7.15	\$ 6.43	16.4%	13.3%
		Prophylaxis Services, child	228.2	▲	\$ 1.47	\$ 1.18	3.4%	2.4%
		<u>Fluoride Treatment</u>	<u>373.7</u>	▲	\$ 1.49	\$ 1.27	3.4%	2.6%
		<u>Total Preventive</u>	<u>1,629.2</u>	🔄	\$ 12.33	\$ 11.93	28.3%	24.7%
	Total Diagnostic & Preventive (Class I)		3,965.1	🔄	\$ 24.75	\$ 23.39	56.8%	48.4%
Basic Dental Services (Class II)	Adjunctive General Services	Adjunctive General Services	24.7	▼	\$ 0.48	\$ 0.84	1.1%	1.7%
	Endodontics	Endodontics	27.1	🔄	\$ 2.15	\$ 1.87	4.9%	3.9%
	Oral & Maxillofacial Procedures	Oral & Maxillofacial Surgery	38.2	▼	\$ 1.16	\$ 2.20	2.7%	4.6%
		Simple Extractions	24.7	▼	\$ 0.35	\$ 0.45	0.8%	0.9%
		<u>Total Oral & Maxillofacial Procedures</u>	<u>62.9</u>	▼	\$ 1.51	\$ 2.65	3.5%	5.5%
	Periodontics	Periodontic Surgery	1.2	▼	\$ 0.07	\$ 0.36	0.2%	0.7%
		Periodontic Treatment	45.6	▼	\$ 0.94	\$ 1.12	2.2%	2.3%
		<u>Total Periodontics</u>	<u>46.9</u>	▼	\$ 1.01	\$ 1.48	2.3%	3.1%

Dental Service Detail Report
Clackamas County - Peace Officers Association

Claims incurred 1/2022 - 12/2022 as of 3/2023

Excludes orthodontics

Coverage Class	General Service	Service Detail	Svcs / 1,000	Svcs vs. Peer	PMPM (Allowed)		% of Spending	
			POA		POA	Public Peer	POA	Public Peer
Restorative		Restorative, Amalgam	9.9	▼	\$ 0.16	\$ 0.59	0.4%	1.2%
		Restorative, Composite, Anterior	72.8	▼	\$ 1.24	\$ 1.43	2.8%	3.0%
		Restorative, Composite, Posterior	334.2	▲	\$ 6.23	\$ 5.11	14.3%	10.6%
		Total Restorative	416.9	↻	\$ 7.63	\$ 7.13	17.5%	14.8%
Total Basic Dental Services (Class II)			578.4	▼	\$ 12.78	\$ 13.97	29.4%	28.9%
Crowns & Prosthodontics (Class III)								
Crowns/Inlays		Crowns/Inlays, metallic	34.5	▼	\$ 2.43	\$ 3.63	5.6%	7.5%
		Crowns/Inlays, other	46.9	▼	\$ 0.90	\$ 1.01	2.1%	2.1%
		Crowns/Inlays, porcelain	21.0	▼	\$ 1.64	\$ 3.39	3.8%	7.0%
		Total Crowns/Inlays	102.4	▼	\$ 4.97	\$ 8.03	11.4%	16.6%
Prosthodontics		Implant Services	8.6	▼	\$ 0.83	\$ 2.10	1.9%	4.3%
		Prosthodontics, removable	0.0	▼	\$ -	\$ 0.30	0.0%	0.6%
		Prosthodontics, fixed	2.5	▼	\$ 0.21	\$ 0.52	0.5%	1.1%
		Total Prosthodontics	11.1	▼	\$ 1.04	\$ 2.92	2.4%	6.0%
Total Crown & Prosthodontics (Class III)			113.5	▼	\$ 6.01	\$ 10.95	13.8%	22.7%
Total Dental Services			4,656.9	↻	\$ 43.54	\$ 48.30	100.0%	100.0%



Delta Dental of Oregon & Alaska