

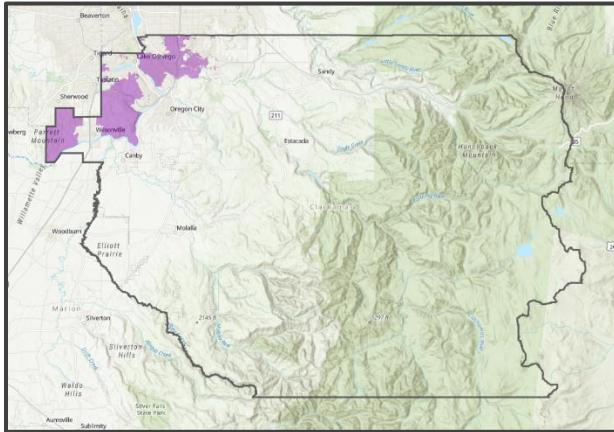
Clackamas County Sheriff's Office

**Calls for Service & Reported Crimes
Annual Report
2019**

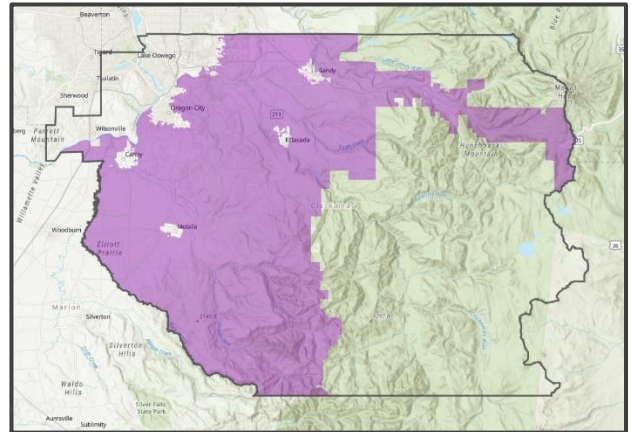
Contents

Jurisdiction Maps	3
Calls for Service – by Call Group	4-5
Calls for Service – by Initiation Method	6
Reported Crimes – by Crime Group	7-8
Reported Crimes Three-Year Trend – by Crime Type	9
Crime Rates – by Crime Type	10
Populations	11

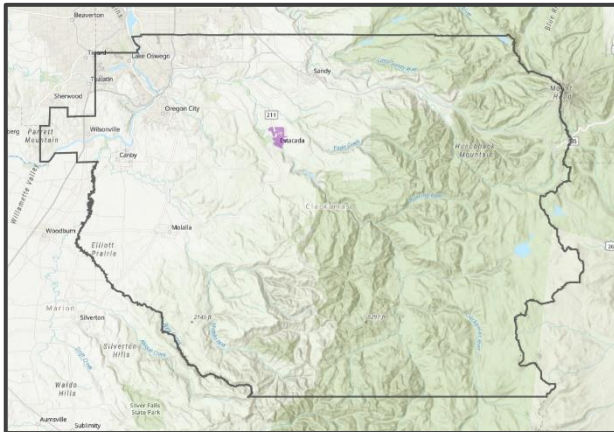
Jurisdiction Maps



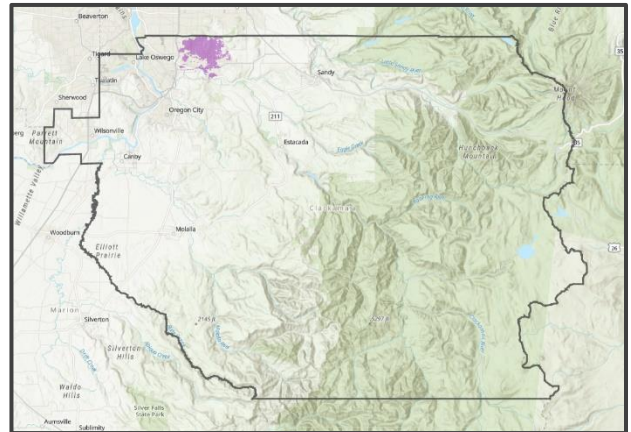
CCSO – Inlying
64.5 square miles



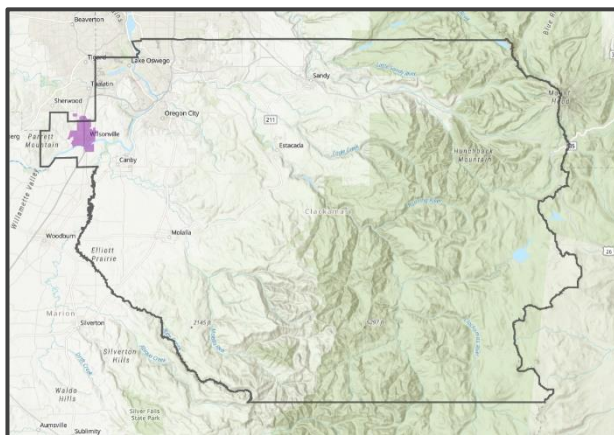
CCSO – Outlying
921.3 square miles



City of Estacada
2.2 square miles



City of Happy Valley
10.9 square miles



City of Wilsonville
7.6 square miles

Calls for Service – by Call Group

CALL GROUP	CCSO		CONTRACT CITIES			GRAND TOTALS
	INLYING	OUTLYING	ESTACADA	HAPPY VALLEY	WILSONVILLE	
ABANDONED VEHICLE / PROPERTY	583	257	30	79	245	1,194
ALARM	2,031	1,056	139	560	757	4,543
ANIMAL COMPLAINT	1,189	1,128	39	139	366	2,861
ARSON	9	5	0	1	1	16
ASSAULT	402	192	24	32	64	714
ASSIST PUBLIC	2,518	910	96	280	624	4,428
BEHAVIORAL HEALTH INCIDENT	675	193	15	36	229	1,148
BOMB THREAT	4	0	0	0	0	4
BURGLARY	407	295	29	69	56	856
CIVIL/HOME VISIT	940	807	48	64	157	2,016
COVER OFFICER	79	118	4	9	27	237
CRIMINAL MISCHIEF	641	283	31	88	187	1,230
DEATH INVESTIGATION	102	106	6	14	18	246
DISTURBANCE	817	204	35	47	99	1,202
DOMESTIC DISTURBANCE	2,001	785	70	156	317	3,329
DUII	200	143	18	46	78	485
EXTRA PATROL REQUEST	114	78	10	36	73	311
FIRE SERVICES	477	267	33	48	118	943
FOLLOW-UP	5,680	1,668	185	576	1,158	9,267
FRAUD	1,111	661	49	138	249	2,208
HAZARD	490	631	10	174	114	1,419
HIT & RUN	904	302	14	120	165	1,505
HOMICIDE	0	1	0	0	0	1
JUVENILE RELATED	1,104	487	73	111	295	2,070
K9 REQUEST	84	11	1	4	5	105
KIDNAPPING	1	1	0	0	0	2
LITTERING	60	33	1	6	4	104
MARINE PATROL	3	13	1	0	4	21
MARINE RESCUE	3	28	0	0	0	31
MENACING	54	41	3	4	8	110
MINOR IN POSSESSION	39	26	8	7	25	105
MISSING PERSON	286	145	8	30	59	528
NOISE COMPLAINT	495	275	21	90	138	1,019
OTHER	202	129	5	14	171	521

Calls for Service – by Call Group (continued)

CALL GROUP	CCSO		CONTRACT CITIES			GRAND TOTALS
	INLYING	OUTLYING	ESTACADA	HAPPY VALLEY	WILSONVILLE	
OVERDOSE	3	0	0	0	9	12
PREMISE CHECK	689	559	103	449	567	2,367
PROMISCUOUS SHOOTING	57	155	1	15	19	247
PROWLER	59	44	1	9	2	115
PURSUIT	40	17	0	13	4	74
RECOVERED STOLEN VEHICLE	266	99	7	16	28	416
ROBBERY	98	3	0	2	10	113
SEARCH & RESCUE	3	126	0	0	0	129
SEX CRIMES	365	38	2	9	20	434
SHOOTING	7	13	1	0	2	23
STOLEN VEHICLE	620	174	14	50	69	927
SUBJECT STOP	2,556	281	171	110	459	3,577
SUICIDE THREAT / ATTEMPT	667	325	31	61	133	1,217
SUSPECT CONTACT	265	116	17	23	46	467
SUSPICIOUS CIRC. / PERSON / VEHICLE	4,992	2,061	217	691	991	8,952
SUSPICIOUS VEHICLE STOP	2,106	1,106	134	386	1,032	4,764
THEFT	3,919	931	105	336	527	5,818
THREAT/HARASSMENT	1,284	691	73	160	249	2,457
TRAFFIC / PARKING COMPLAINT	2,080	810	88	268	673	3,919
TRAFFIC CRASH	997	1,175	28	254	204	2,658
TRAFFIC STOP	9,816	5,702	617	3,392	4,004	23,531
TRAIN INCIDENT	1	0	0	0	0	1
TRANSPORT	7	2	0	0	0	9
UNWANTED / TRESPASS	2,308	567	82	123	228	3,308
VICE COMPLAINT	349	85	23	29	77	563
VIOL. RESTRAINING ORDER	189	143	9	15	39	395
WARRANT SERVICE	338	195	50	44	130	757
WELFARE CHECK	2,118	847	86	156	398	3,605
Grand Total	59,904	27,544	2,866	9,589	15,731	115,634

Calls for Service – by Initiation Method

INITIATION METHOD	CCSO		CONTRACT CITIES			GRAND TOTALS
	INLYING	OUTLYING	ESTACADA	HAPPY VALLEY	WILSONVILLE	
DISPATCHED	35,173	16,429	1,421	4,042	6,886	63,951
SELF-INITIATED	19,051	9,447	1,260	4,971	7,687	42,416
FOLLOW-UP	5,680	1,668	185	576	1,158	9,267
Grand Totals	59,904	27,544	2,866	9,589	15,731	115,634

INITIATION METHOD	CCSO		CONTRACT CITIES			GRAND TOTALS
	INLYING	OUTLYING	ESTACADA	HAPPY VALLEY	WILSONVILLE	
DISPATCHED	58.7%	59.6%	49.6%	42.2%	43.8%	55.3%
SELF-INITIATED	31.8%	34.3%	44.0%	51.8%	48.9%	36.7%
FOLLOW-UP	9.5%	6.1%	6.5%	6.0%	7.4%	8.0%
Grand Totals	100%	100%	100%	100%	100%	100%

Reported Crimes – by Crime Group

The following are counts of every reported crime by Crime Group within Clackamas County's jurisdiction. This is not the number of total crime events (report/case number), as multiple reported crimes may have occurred within the same event.

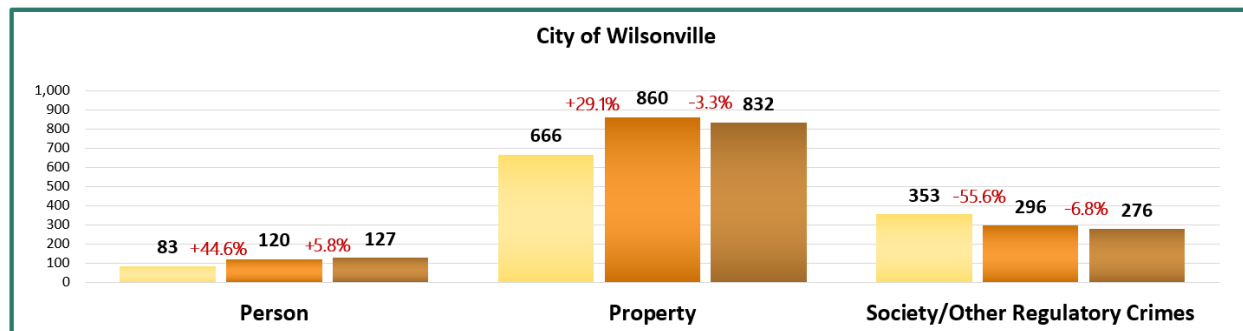
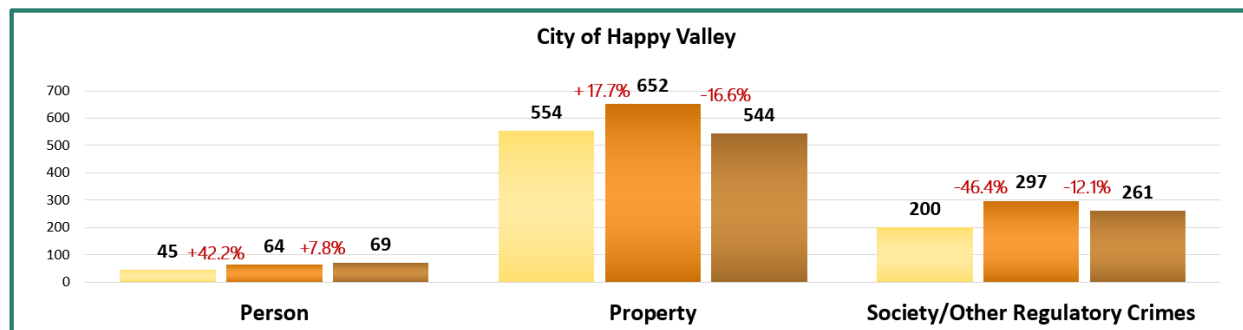
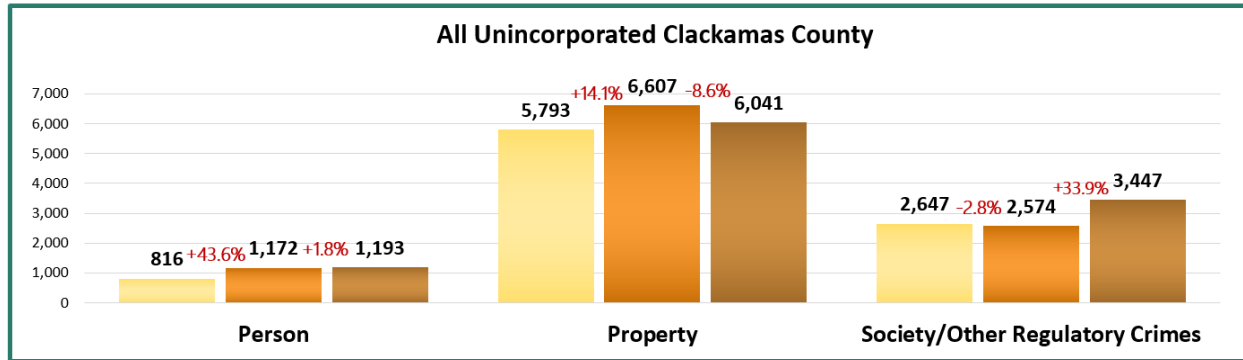
CRIME GROUP	CCSO		CONTRACT CITIES			GRAND TOTAL FOR ALL CCSO JURISDICTION
	INLYING	OUTLYING	ESTACADA	HAPPY VALLEY	WILSONVILLE	
Person	793	400	29	69	127	1,418
Assault (all other)	258	113	12	19	35	437
Assault, Aggravated	9	5	-	-	2	16
Attempt to Elude Police / Resisting Arrest / Escape with Assault	13	2	-	1	1	17
Attempted Murder	1	5	-	1	-	7
Child Abuse / Neglect / Other Crimes Against Minors	24	13	2	3	5	47
Coercion	6	5	-	1	1	13
Criminal Mistreatment	18	4	-	-	-	22
Harassment (all)	191	84	9	28	30	342
Intimidation (all)	6	2	-	-	-	8
Invasion of Personal Privacy	1	2	-	-	1	4
Kidnapping	4	3	-	-	-	7
Manslaughter / Negligent Homicide	2	-	-	-	-	2
Menacing	61	49	2	2	8	122
Murder	-	3	-	-	1	4
Private Indecency	1	1	-	-	1	3
Public Indecency	4	1	-	-	2	7
Rape	25	14	1	1	10	51
Recklessly Endangering	23	23	1	4	6	57
Sex Crimes (all other)	71	29	1	4	11	116
Sodomy	7	8	-	2	3	20
Stalking / Violating Stalk Protection Order	19	9	1	-	3	32
Strangulation	49	25	-	3	7	84
Property	4,745	1,296	124	544	832	7,541
Arson	3	4	-	-	2	9
Burglary	273	222	12	58	49	614
Computer Crimes	5	2	-	1	2	10
Criminal Mischief	485	180	18	82	129	894
False Information to LE (verbal & documentational)	113	19	3	8	9	152
Identity Theft / Criminal Impersonation / Fraud / Forgery	492	164	14	72	91	833
Possession of Stolen Vehicle	27	9	-	2	1	39
Robbery	80	2	1	6	5	94
Stolen Boat	1	-	-	-	-	1
Stolen Vehicle	489	122	13	46	55	725
Theft (all)	2,642	536	58	237	405	3,878
Unlawful Entry into Motor Vehicle	135	36	5	32	84	292

Reported Crimes – by Crime Group (continued)

CRIME GROUP	CCSO		CONTRACT CITIES			GRAND TOTAL FOR ALL CCSO JURISDICTION
	INLYING	OUTLYING	ESTACADA	HAPPY VALLEY	WILSONVILLE	
Society/Other Regulatory Crimes	2,521	926	82	261	276	4,066
Attempt to Elude Police / Resisting Arrest / Escape	172	74	4	32	17	299
Crimes Involving / Against Animals (all)	3	18	-	2	1	24
Crimes Involving Court Proceedings / Orders	30	29	1	10	6	76
Crimes Involving Drugs (all)	516	116	35	35	39	741
Crimes Involving License to Drive	100	61	4	9	17	191
Criminal Conspiracy	3	-	-	1	-	4
Criminal Trespass / Exclusion (all)	378	79	7	10	18	492
D / BUII (all substances)	215	179	7	53	35	489
Disorderly Conduct	116	12	6	13	17	164
Hit & Run (all)	475	167	5	51	79	777
Improper Use of 911 / Interfering with LE / Fire / Medical Response	172	24	-	9	11	216
Littering (all)	24	11	1	-	1	37
Minor in Possession (all substances)	-	-	1	-	1	2
Other Crimes - Society	36	7	2	5	3	53
Prohibited / Reckless Burning	4	4	-	-	1	9
Prostitution	33	-	-	-	-	33
Reckless Driving / Boating	65	39	-	13	5	122
Unlawful Possession (other than drugs / weapons / vehicle)	2	1	-	1	1	5
Violation of Restraining Order	75	56	6	10	12	159
Weapons Violations (all)	102	49	3	7	12	173
Grand Total	8,059	2,622	235	874	1,235	13,025

Reported Crimes Three-Year Trend – by Crime Type

2017 2018 2019



*There is not a full year's worth of data available from CCSO for 2017 & 2018 for Estacada, as Estacada did not return as a contract city until October 2018.

Crime Rates – by Crime Type

ALL CRIMES COMBINED	CCSO		CONTRACT CITIES			GRAND TOTAL FOR ALL CCSO JURISDICTION
	INLYING	OUTLYING	ESTACADA	HAPPY VALLEY	WILSONVILLE	
Reported Crimes	8,059	2,622	235	874	1,235	13,025
Crimes per 1,000 Residents	83.0	29.0	64.0	34.7	48.9	53.9
	All Unincorporated CCSO					
Reported Crimes	10,681					
Crimes per 1,000 Residents	57.0					

PERSON CRIMES	CCSO		CONTRACT CITIES			GRAND TOTAL FOR ALL CCSO JURISDICTION
	INLYING	OUTLYING	ESTACADA	HAPPY VALLEY	WILSONVILLE	
Reported Crimes	793	400	29	69	127	1,418
Crimes per 1,000 Residents	8.2	4.4	7.9	2.7	5.0	5.9
	All Unincorporated CCSO					
Reported Crimes	1,193					
Crimes per 1,000 Residents	6.4					

PROPERTY CRIMES	CCSO		CONTRACT CITIES			GRAND TOTAL FOR ALL CCSO JURISDICTION
	INLYING	OUTLYING	ESTACADA	HAPPY VALLEY	WILSONVILLE	
Reported Crimes	4,745	1,296	124	544	832	7,541
Crimes per 1,000 Residents	48.9	14.3	33.8	21.6	33.0	31.2
	All Unincorporated CCSO					
Reported Crimes	6,041					
Crimes per 1,000 Residents	32.2					

SOCIETY/REGULATORY CRIMES	CCSO		CONTRACT CITIES			GRAND TOTAL FOR ALL CCSO JURISDICTION
	INLYING	OUTLYING	ESTACADA	HAPPY VALLEY	WILSONVILLE	
Reported Crimes	2,521	926	82	261	276	4,066
Crimes per 1,000 Residents	26.0	10.2	22.3	10.3	10.9	16.8
	All Unincorporated CCSO					
Reported Crimes	3,447					
Crimes per 1,000 Residents	18.4					

Populations

2019	INLYING/OUTLYING /CONTRACT CITY	POPULATION		GRAND TOTAL POPULATION FOR ALL CCSO JURISDICTIONS
Unincorporated Clackamas County	Inlying	97,044	187,542	241,671
	Outlying	90,498		
CCSO Contract Cities	City of Estacada	3,670	54,129	
	City of Happy Valley	25,221		
	City of Wilsonville	25,238		

Population Source: ArcGIS Living Atlas and the U.S. Census Bureau American Communities Surveys (March 2021).