



# 2022 PARTNERSHIP REVIEW



Jennifer Carlson, Managing Director 6/27/22

**CLACKAMAS COUNTY**

**+ ®**

**VSP**

**VALUED PARTNERS  
SINCE**

**2015**

**NEXT  
RENEWAL**

**January 2023**



# OUR MEMBERS' WELL-BEING IS AT THE HEART OF EVERYTHING WE DO.

## **We believe**

...everyone deserves to see their world clearly.

—

...eye exams can save lives.

—

...quality care should be within reach for all.

—

...there is a connection between vision and overall health.



# 17 HOURS A DAY

Americans now log more screen time than they spend sleeping.

## 4 IN 5

eye care professionals say blue light is impacting not only patients' eyes, but their overall physical and mental health



# MORE CHOICES, MORE FREEDOM

PREFERRED PRIVATE PRACTICE, RETAIL, AND ONLINE IN-NETWORK CHOICES



A top-down view of a desk with a laptop, glasses, a pen, a mouse, and a coffee cup. The laptop is on the left, with a pair of black-rimmed glasses resting on its keyboard. A black pen lies diagonally across the laptop's trackpad. To the right of the laptop is a white computer mouse. In the top right corner, a white coffee cup filled with dark coffee is visible. A small green plant is partially visible at the top left. The background is a light, neutral color.

# CLACKAMAS COUNTY UTILIZATION REVIEW

# YOUR PLAN DESIGN TODAY



	Frequency (E/L/F)	Copays	Frame Allowance	Contact Lenses	Covered Lens Enhancements	[Essential Medical Eye Care]
<b>Choice Plan A</b>	12/24/24 Calendar year	\$10 Exam \$0 Materials	\$130 or \$70 Costco	\$130	Standard Progressives Polycarbonate for kids	\$20 Copay
<b>Elements Plan (Children under 19)</b>	12/12/12 Calendar Year Fully Covered exam and glasses. Frame is covered in full under Otis and Piper Eyewear Collection. Contact lens exam and minimum three-month supply of contact lenses are covered in lieu of prescription glasses.					

# CLACKAMAS COUNTY ~ POA

## HISTORIC UTILIZATION

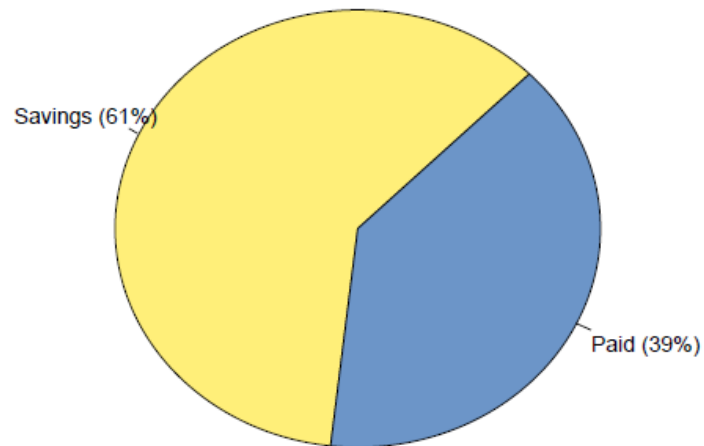
Year	Average # of Employees	Claim Count	Average Claim Cost	Claim Frequency	Cost Per Member
2019	333	318	\$93.17	80	\$9.63
2020	332	289	\$98.17	72	\$9.51
2021	332	310	\$98.36	78	\$8.95



# PLAN SAVINGS

	Number of Services	Average Savings	Overall Savings %
Exams	192	\$141.84	68%
Single Vision Lenses	68	\$76.65	65%
Bi-Focal Lenses	42	\$90.61	54%
Tri-Focal Lens	None	None	None
Frames	104	\$31.91	34%

- 61% Total Savings
- \$39,570



# LOOK GREAT, SPEND LESS

**2021 Retail Frame Allowance**

**\$130**

**Covered-in-full Frames**












**18%**

**Average Out-of-pocket**

**\$61.96**



# EXTRA \$20 ON FEATURED FRAMES

CALVIN KLEIN	CALVIN KLEIN JEANS	<i>Salvatore Ferragamo</i> EYEWEAR		LACOSTE 
LONGCHAMP PARIS	 CONVERSE	DKNY	MCM 	VICTORIA BECKHAM EYEWEAR
	 McALLISTER	CUTLER AND GROSS	Paul Smith EYEWEAR	DONNAKARAN NEW YORK
LANVIN PARIS	NINE WEST	JOE JOSEPH ABOUD	NAUTICA	 Columbia
skaga sweden 1948	MARCHON NYC	 DRAGON	Otis Piper 	FLEXON EYEWEAR
pure	COLE HAAN	DRAPER JAMES	bebe	 SPYDER.
JOSEPH ABOUD	ANNE KLEIN	ALTAIR	ALTAIR GENESIS	ALTAIR KILTER
ALTAIR SUNLITES	 LENTON & RUSBY			

29%  
2021  
selection rate

—

\$1,896.00  
savings in 2021

# NON-COVERED LENS OPTIONS

## WHAT ARE MEMBERS BUYING?

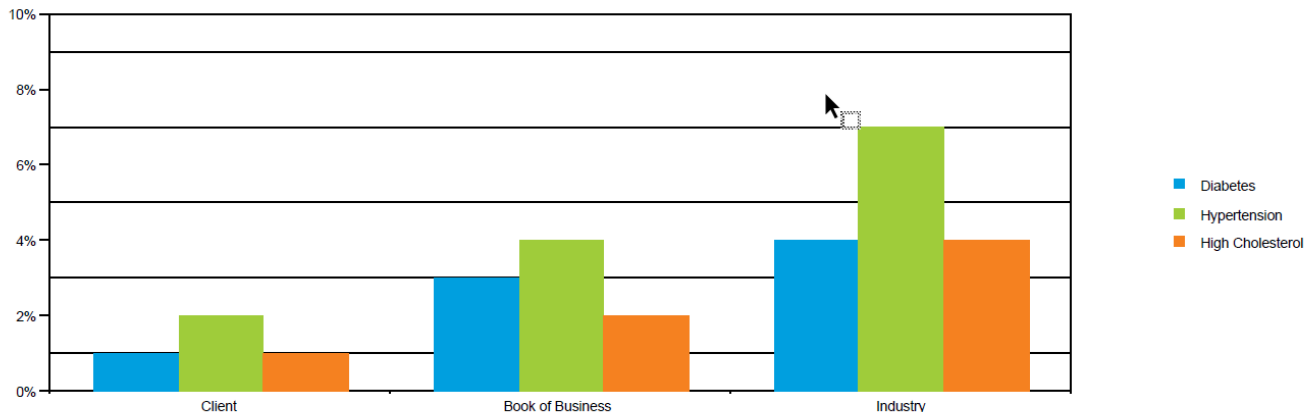


	<b>Top Lens Enhancements Chosen by Members</b>	<b>Average Out-of-pocket</b>	<b>Average Savings</b>
<b>Anti-glare coating</b>	71	\$80.61	\$59.24
<b>High Index</b>	31	\$82.67	\$20.67
<b>UV Protection</b>	22	\$9.33	\$13.25

# YOUR VSP MEMBER HEALTH PROFILE

## VSP Member Health

Health of your members compared to VSP's book of business and your industry.



32 members have diabetes.

35 members have high cholesterol.

70 members have hypertension.

142 members have at least one chronic condition.

Eye exams offer a greater chance of catching chronic illnesses early.

13

exam reminders sent in 2021

4

returned for an exam





# EYES OF HOPE®

## EYE CARE

No-cost access to eye care and glasses through a VSP doctor of optometry for those in need

## EYEWEAR

In-kind donations to support eye care initiatives and doctor-led outreach events

## DISASTER RELIEF

Care for community members and doctors affected by disaster

**8.5K**

VSP network doctors  
annually engaged

**3.3M+**

people in need gained access  
to no-cost vision care

**123K**

community members provided  
care following disasters



# Our focus— partners like you.

## THANK YOU



# Clackamas County - Peace Officers Association

## 2021 Annual Dental Review

Experience for January 1, 2021 - December 31, 2021

Prepared May 2022

Grace Shim  
*Healthcare Data Analyst II*

Michelle Taylor  
*Sr. Account Executive*



## Table of Contents

COVID-19 Impact - Utilization by Week

Dental Dashboard

Dental Membership and Utilization

- Demographics
- Membership by Tier
- Payment Distribution
- PMPM Report
- Dental Service Reports
- Dental Utilization by Age Groups
- Dental Cost and Utilization
- Treatment Levels

Appendix

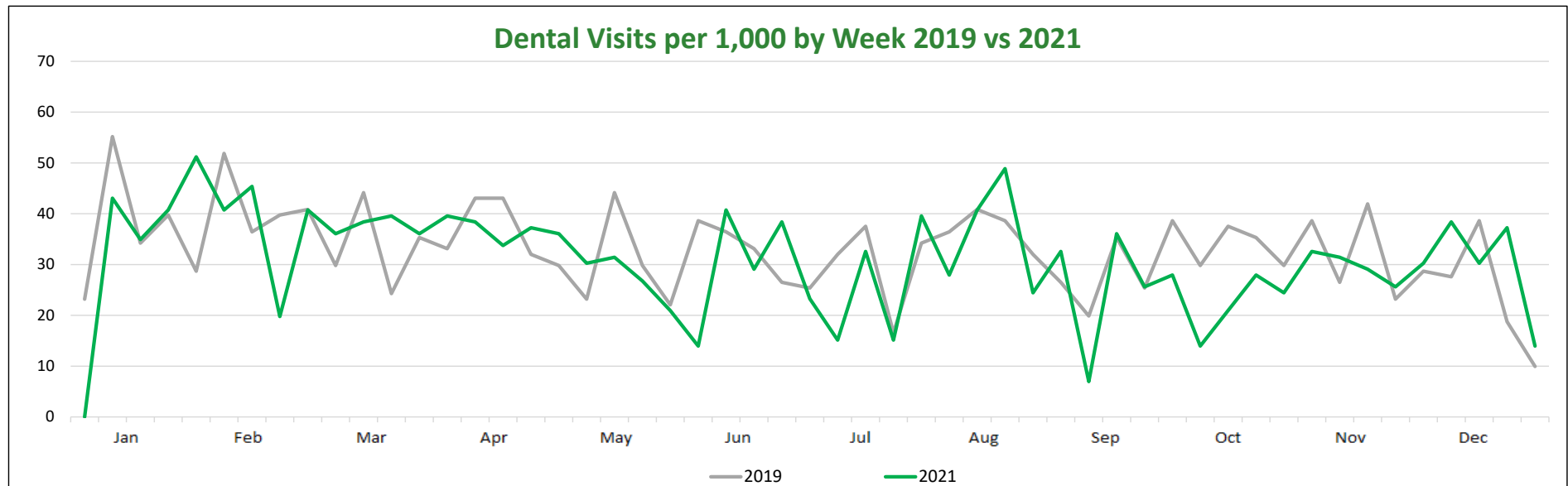
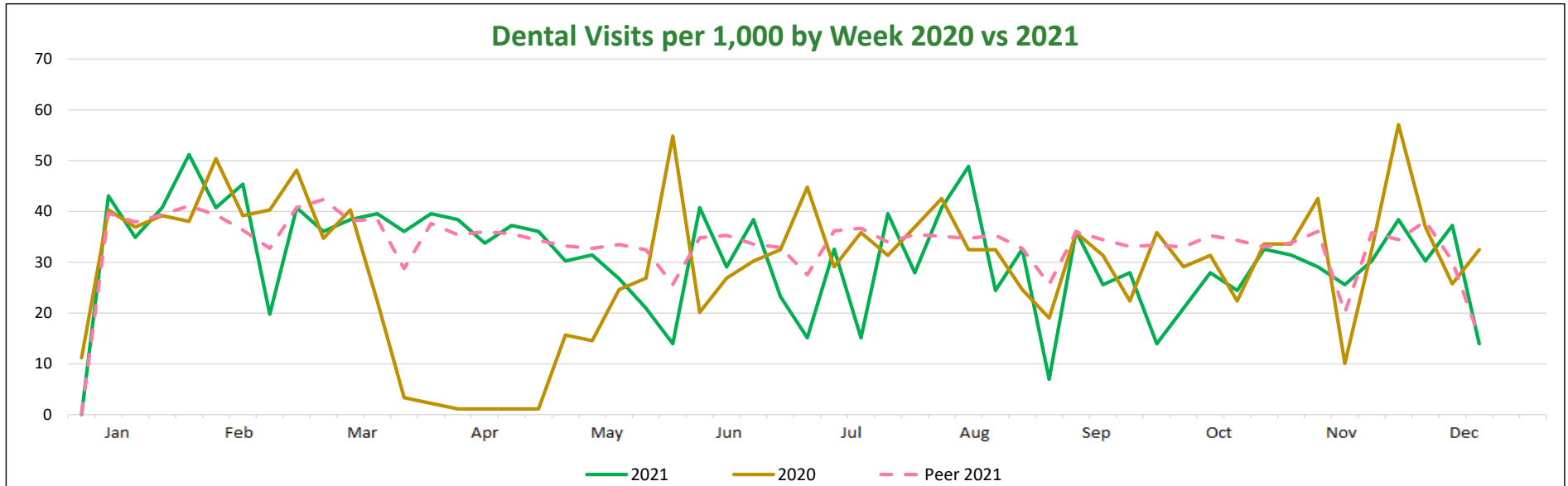
- Gender Composition
-



# COVID-19 Impact on Dental Utilization - Dental Visits per 1,000 Members by Week 2019 vs. 2020 vs. 2021

## Clackamas County - POA

Services incurred 1/2019 - 12/2021 as of 3/2022



# Dental Utilization Dashboard

## Clackamas County - Peace Officers Association

Claims incurred January 2021 - December 2021 (excludes orthodontics)

### Membership

Number of members with dental enrollment during the current period of Jan2021 - Dec2021:

923 (-1.5% change)

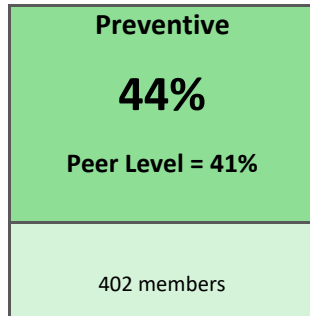
Continuously enrolled members in same period:

790 (86% of total enrolled)

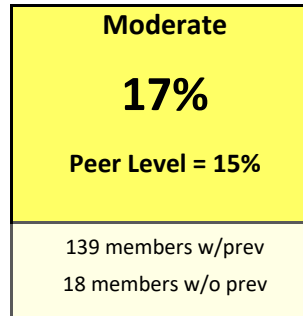
Peer Comparison:

Large Group Public Peer

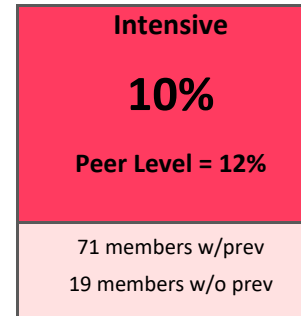
### Member Treatment Levels



These members had preventive/diagnostic care only



These members had preventive and/or basic dental treatment



These members had more complex procedures/treatment



These members did not have a dental visit

### Members Utilizing Dental Services

**70.3%**

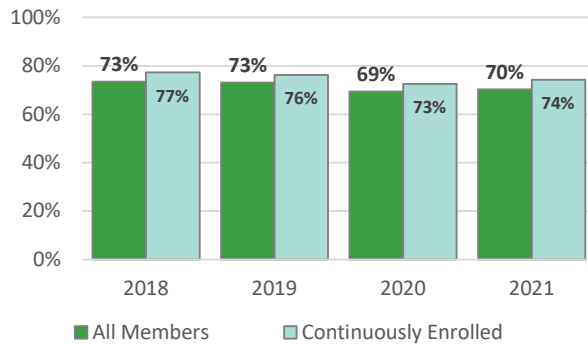
Dental Utilizers

+1.4% change

3.7% above peer

Dental Max

8.1% of members at dental maximum



### Members with Preventive Cleanings

**66.7%**

All Members

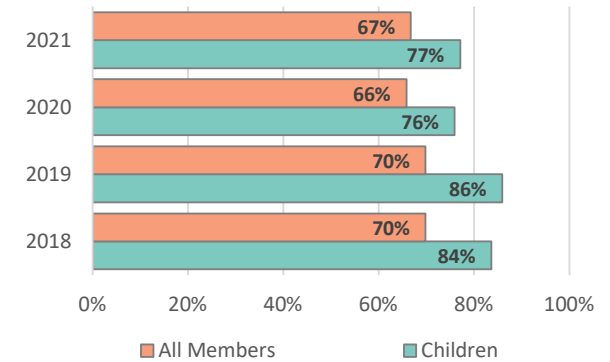
7.2% above peer

**77.1%**

Children\*

5.8% above peer

\* Children ages 2-12



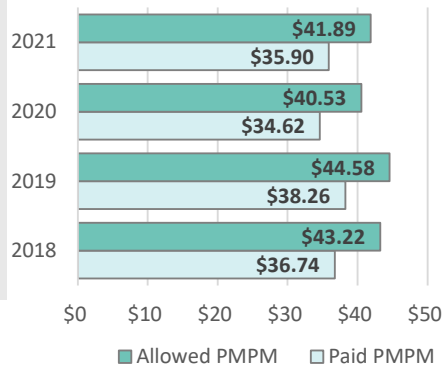
### Spend per Member per Month

**\$41.89**

Allowed PMPM

+3.4% change

13.1% below peer

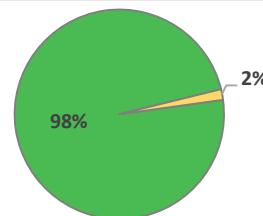


### Network Utilization

Dental Premier Product

Premier 98%

OON 2%



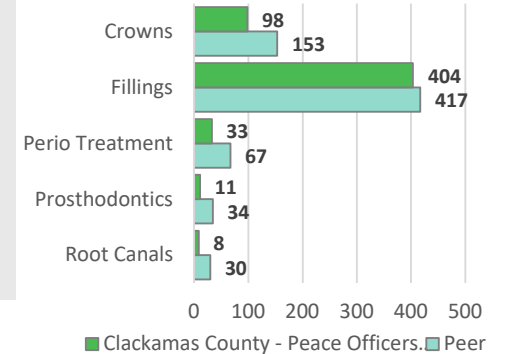
### Services per 1,000 Members

**4,548.2**

Total Services per 1,000 Members

+3.1% change

2.8% below peer

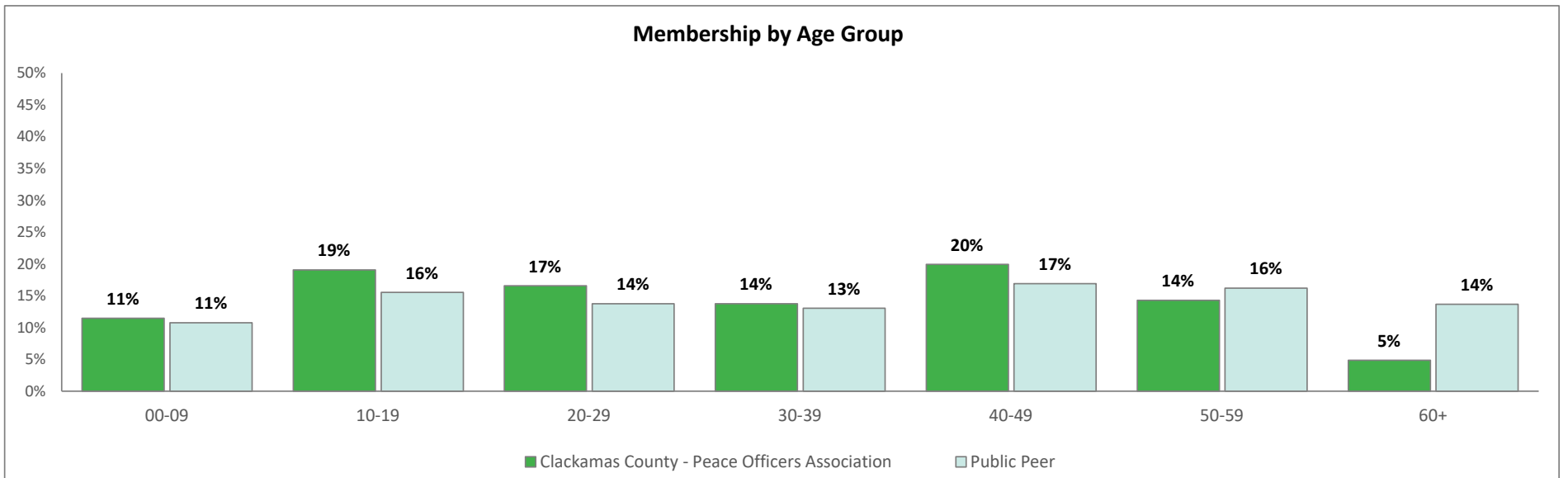
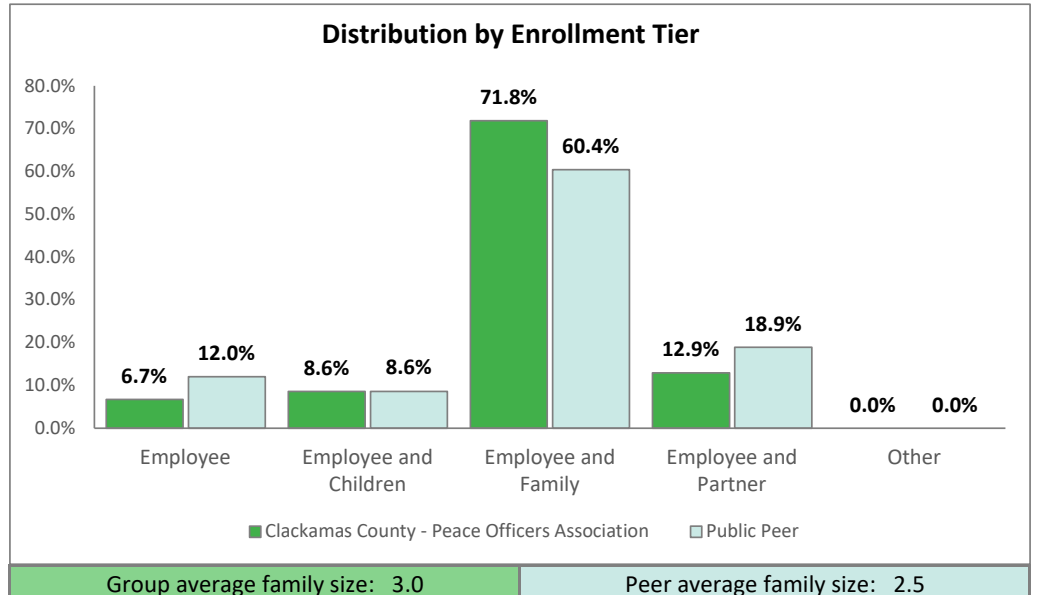
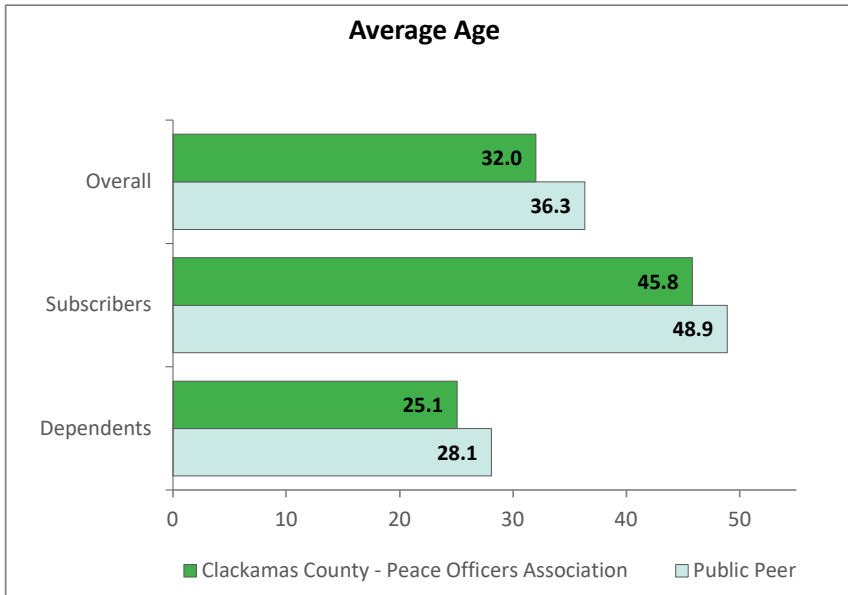


# Dental Membership and Utilization



## Membership Demographics Clackamas County - Peace Officers Association

Membership for 1/2021 - 12/2021 as of 3/2022



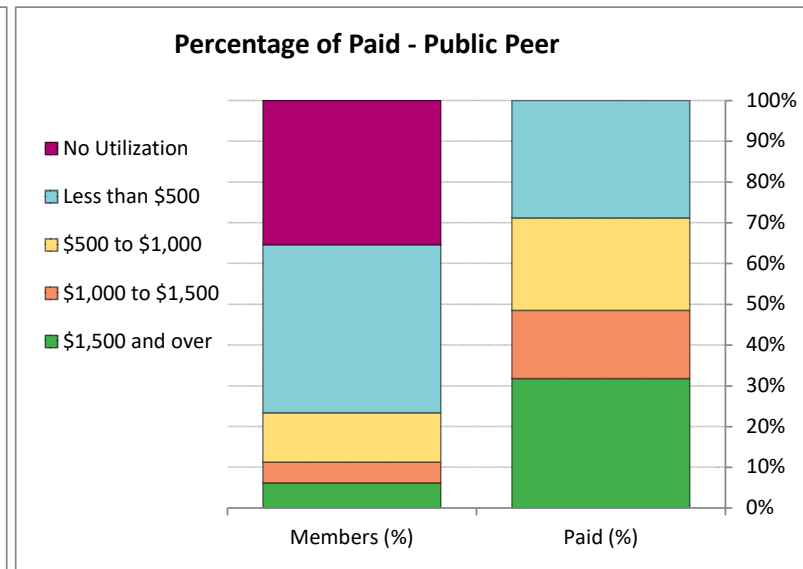
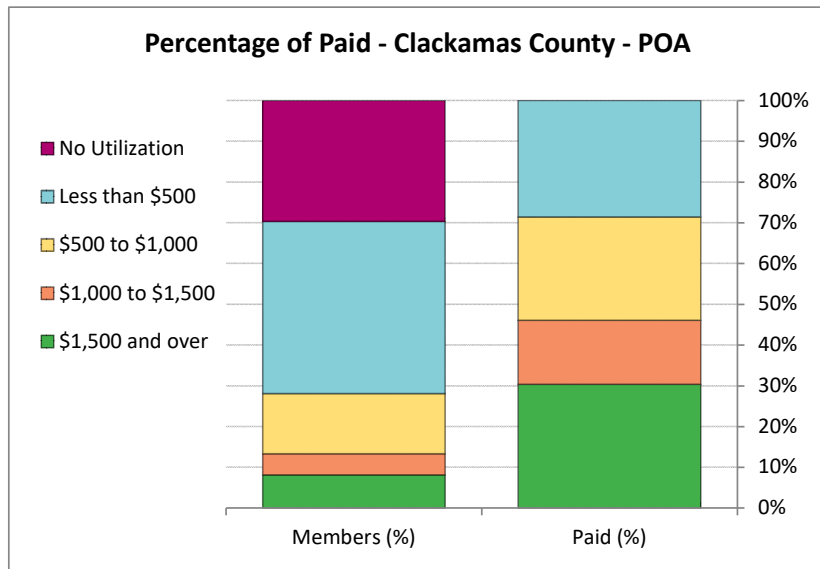
**Distribution of Paid Dollars**  
**Clackamas County - Peace Officers Association**

Dental Membership  
 Claims incurred 1/2021 - 12/2021 as of 3/2022  
 Excludes orthodontics

Distribution of Dollars	Clackamas County - Peace Officers Association				Public Peer	
	Total Members	Dollars	Members (%)	Paid (%)	Members (%)	Paid (%)
No Utilization	274	\$ -	29.7%	0.0%	32.2%	0.0%
Less than \$100	66	\$ 1,725	7.2%	0.5%	4.8%	0.4%
\$100 to \$250	106	\$ 19,189	11.5%	5.2%	12.8%	5.6%
\$250 to \$500	218	\$ 84,758	23.6%	22.9%	22.7%	20.5%
\$500 to \$750	96	\$ 59,111	10.4%	16.0%	9.8%	14.2%
\$750 to \$1,000	40	\$ 34,922	4.3%	9.4%	4.8%	9.9%
\$1,000 to \$1,250	32	\$ 35,847	3.5%	9.7%	3.3%	8.8%
\$1,250 to \$1,500	16	\$ 22,141	1.7%	6.0%	2.5%	8.3%
\$1,500 and over	75	\$ 112,500	8.1%	30.4%	7.1%	32.4%
<b>Total</b>	<b>923</b>	<b>\$ 370,191</b>	<b>100.0%</b>	<b>100.0%</b>	<b>100.0%</b>	<b>100.0%</b>

Dental Maximum	Total Mbrs	# at Maximum	% at Maximum
\$1,500	923	75	8.1%





**Dental Service Report**  
**Clackamas County - Peace Officers Association**

Claims incurred 1/2020 - 12/2020 and 1/2021 - 12/2021 as of 3/2022

Coverage Class	Prior Period		Current Period		% of Spending	
	PMPM (Allowed)	PMPM Change	PMPM (Allowed)	Public Peer	POA	Public Peer
Diagnostic & Preventive (Class I)	\$ 20.71	14.6%	\$ 23.73	\$ 22.75	56.7%	47.2%
Basic Dental Services (Class II)	\$ 12.64	-8.5%	\$ 11.57	\$ 14.22	27.6%	29.5%
Crowns & Prosthodontics (Class III)	\$ 7.17	-8.2%	\$ 6.58	\$ 11.25	15.7%	23.3%
<b>Total All Classes</b>	<b>\$ 40.53</b>	<b>3.4%</b>	<b>\$ 41.89</b>	<b>\$ 48.22</b>	<b>100.0%</b>	<b>100.0%</b>
<b>Orthodontics</b>	<b>\$ 5.86</b>	<b>49.2%</b>	<b>\$ 8.74</b>			































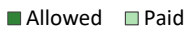
Preventive Cleanings		Prior Period	Change	Current Period	Public Peer
<b>Members with at least one cleaning</b>	<b>Total</b>	<b>65.8%</b>	<b>1%</b>	<b>66.7%</b>	<b>62.8%</b>
<b>Members with two or more cleanings</b>	<b>Total</b>	<b>30.2%</b>	<b>34%</b>	<b>40.4%</b>	<b>35.4%</b>

Children with Preventive Cleanings		Prior Period	Change	Current Period	Public Peer
<b>Children with at least one cleaning</b>	<b>Ages 2 - 12</b>	<b>75.9%</b>	<b>2%</b>	<b>77.1%</b>	<b>73.2%</b>
<b>Children with two or more cleanings</b>	<b>Ages 2 - 12</b>	<b>36.9%</b>	<b>38%</b>	<b>50.7%</b>	<b>41.7%</b>

## History of Costs by Month of Service Clackamas County - Peace Officers Association

Dental PMPM

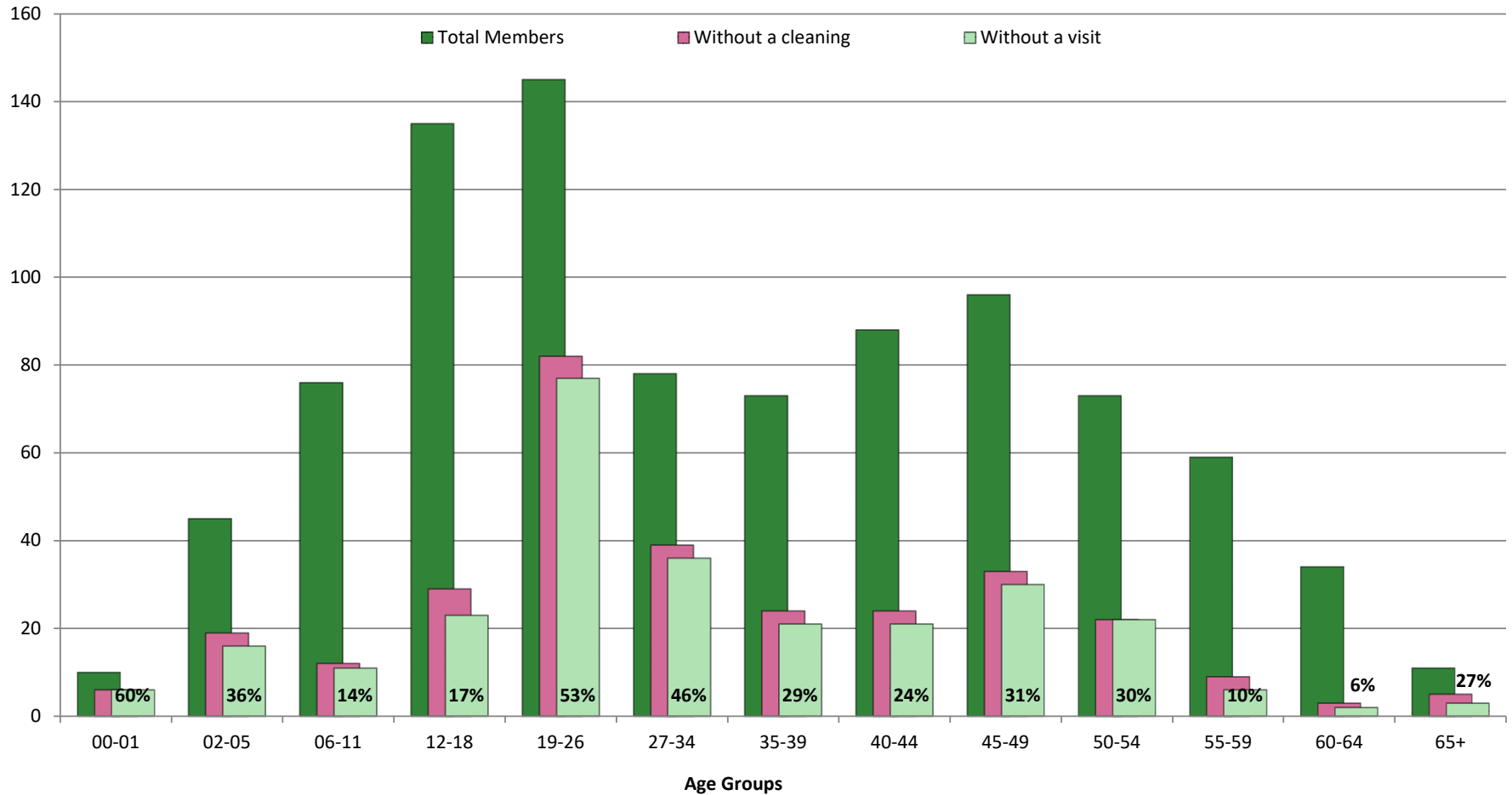
Claims incurred 7/2019 - 12/2021 as of 3/2022

Service Month		Allowed	Paid
July 2019		\$ 47.71	\$ 39.16
August 2019		\$ 60.83	\$ 47.53
September 2019		\$ 41.04	\$ 34.49
October 2019		\$ 46.18	\$ 37.57
November 2019		\$ 37.03	\$ 30.32
December 2019		\$ 37.88	\$ 34.06
January 2020		\$ 62.98	\$ 52.83
February 2020		\$ 62.10	\$ 53.36
March 2020		\$ 35.07	\$ 29.19
April 2020		\$ 1.72	\$ 1.66
May 2020		\$ 39.71	\$ 28.08
June 2020		\$ 46.42	\$ 37.80
July 2020		\$ 57.76	\$ 47.58
August 2020		\$ 46.10	\$ 38.66
September 2020		\$ 42.99	\$ 33.23
October 2020		\$ 41.62	\$ 34.12
November 2020		\$ 40.90	\$ 34.94
December 2020		\$ 80.27	\$ 59.90
January 2021		\$ 67.16	\$ 61.67
February 2021		\$ 43.97	\$ 38.27
March 2021		\$ 67.21	\$ 53.03
April 2021		\$ 57.09	\$ 44.62
May 2020		\$ 39.71	\$ 28.08
June 2020		\$ 46.42	\$ 37.80
July 2021		\$ 41.07	\$ 31.07
August 2021		\$ 47.95	\$ 39.14
September 2021		\$ 48.87	\$ 36.00
October 2021		\$ 26.48	\$ 22.05
November 2021		\$ 51.79	\$ 38.04
December 2021		\$ 54.76	\$ 40.51
<b>Service Year Jan2021 - Dec2021</b>		<b>\$ 50.63</b>	<b>\$ 40.24</b>

**Members without Services**  
**Clackamas County - Peace Officers Association**  
 Claims incurred 1/2021 - 12/2021 as of 3/2022  
 All enrolled members

**Members without Services by Age Group**

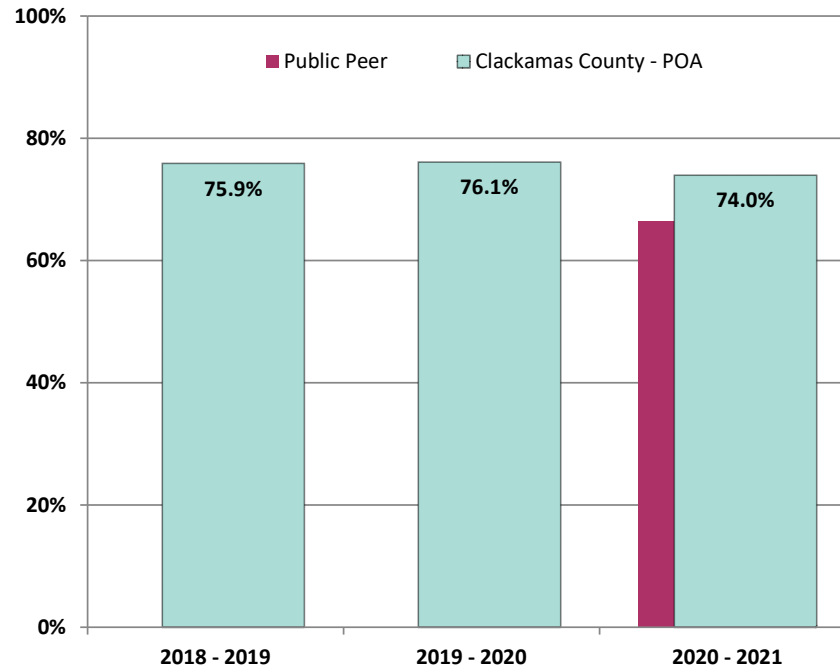
# of members



**Members age 19-26:** 89% are dependent children. 50% of the children ages 19-26 are without visits. 11% are employees and spouses. 75% of the adults ages 19-26 are without visits.

**Members with Continuous Coverage**  
**Clackamas County - Peace Officers Association**  
 Claims incurred 1/2020 - 12/2021 as of 3/2022

**Percentage of members that were continuously enrolled over time (2 year periods)**



**For POA's 2020 - 2021 continuously enrolled members:**

**All dental services**

- 66.4%** Saw a dentist both years
- 8.0%** Had no visits in prior year but saw a dentist in current year
- 7.1%** Saw a dentist in prior year but had no visits in current year
- 18.5%** Did not have a visit in either year

**Preventive cleanings**

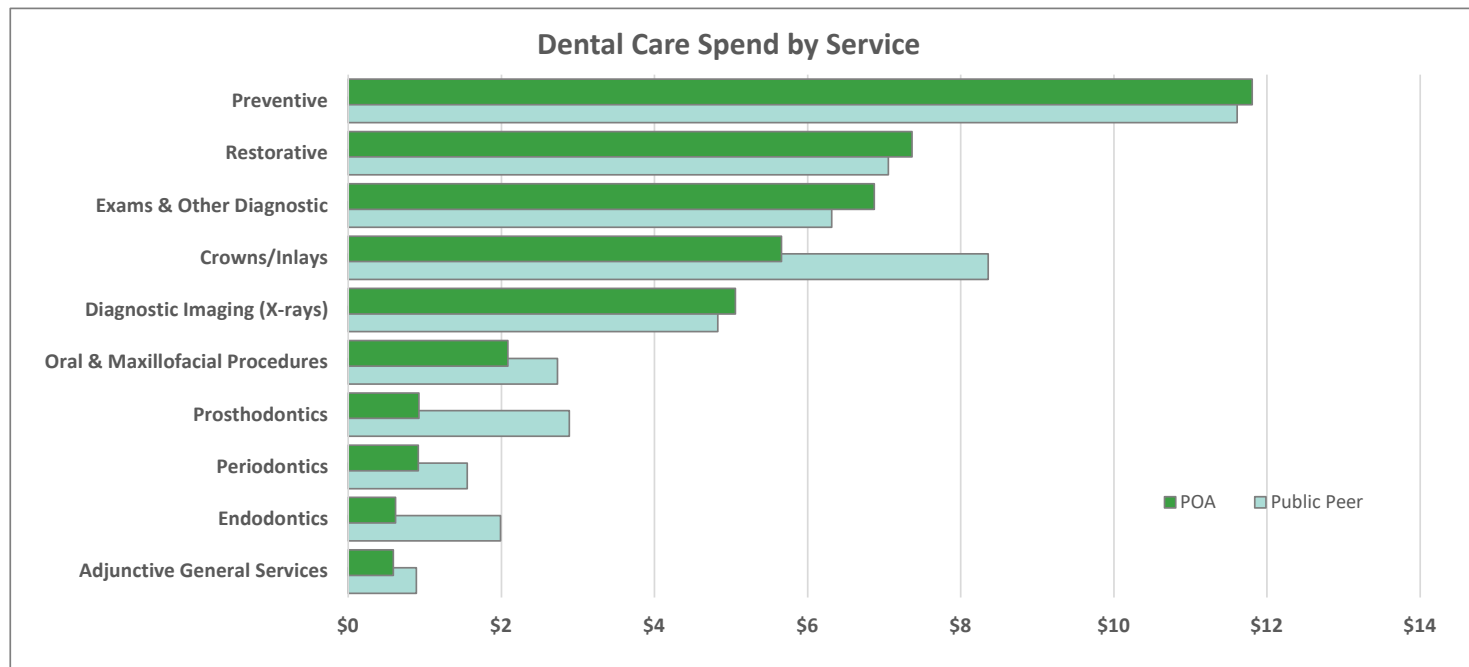
- 62.3%** Had a cleaning both years
- 8.9%** Had a cleaning in current year but none in prior year
- 8.0%** Had a cleaning in prior year but none in current year
- 20.9%** Did not have a cleaning in either year

## Dental Service Summary Report Clackamas County - Peace Officers Association

Claims incurred 1/2020 - 12/2020 and 1/2021 - 12/2021 as of 3/2022

Excludes orthodontics

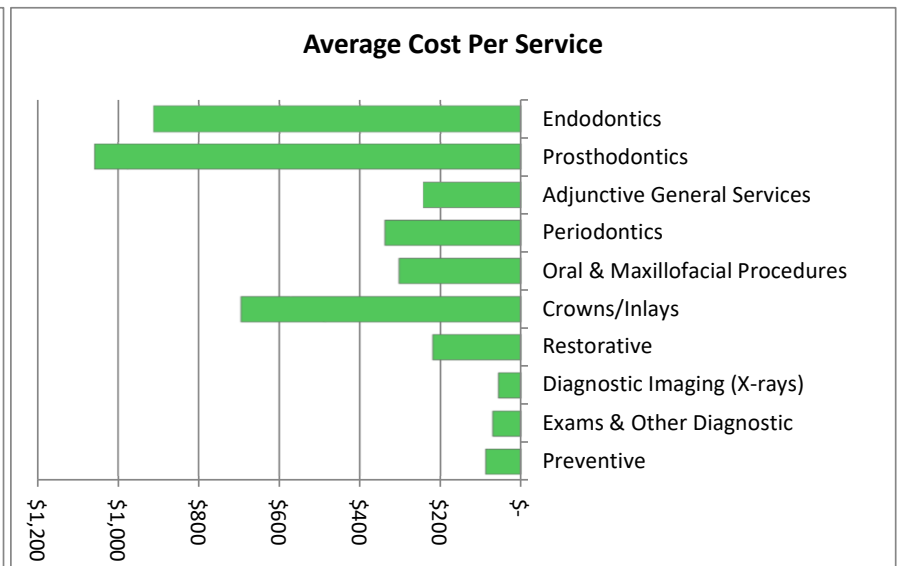
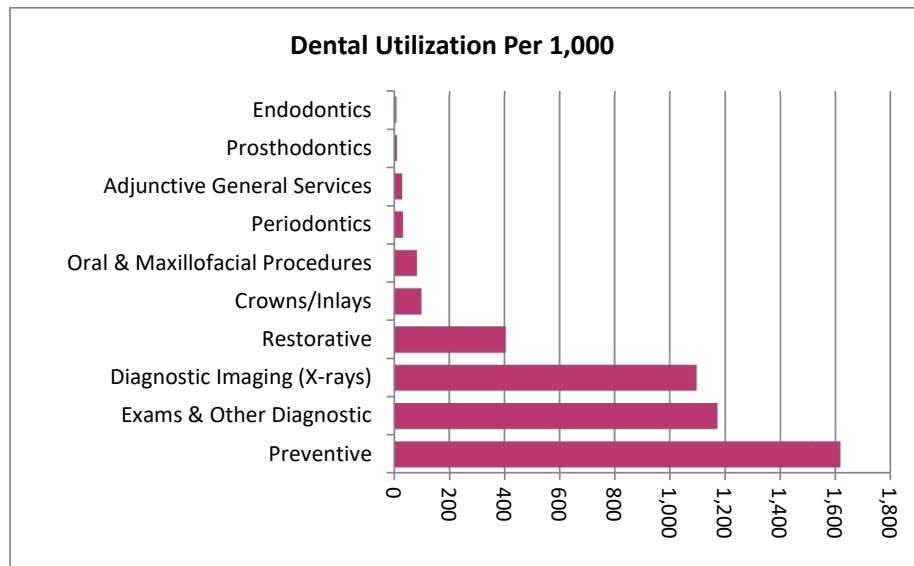
General Service Category	Prior Period		Current Period		Current Period	
	PMPM (Allowed)	PMPM Change	PMPM (Allowed)	Public Peer	% of Spending	Public Peer
Preventive	\$ 10.36	14.0%	\$ 11.81	\$ 11.61	28.2%	24.1%
Restorative	\$ 8.19	-10.1%	\$ 7.36	\$ 7.06	17.6%	14.6%
Exams & Other Diagnostic	\$ 6.00	14.5%	\$ 6.87	\$ 6.32	16.4%	13.1%
Crowns/Inlays	\$ 6.32	-10.4%	\$ 5.66	\$ 8.36	13.5%	17.3%
Diagnostic Imaging (X-rays)	\$ 4.36	16.1%	\$ 5.06	\$ 4.83	12.1%	10.0%
Oral & Maxillofacial Procedures	\$ 1.99	5.0%	\$ 2.08	\$ 2.73	5.0%	5.7%
Prosthodontics	\$ 0.85	8.1%	\$ 0.92	\$ 2.89	2.2%	6.0%
Periodontics	\$ 0.95	-3.5%	\$ 0.92	\$ 1.55	2.2%	3.2%
Endodontics	\$ 0.97	-36.2%	\$ 0.62	\$ 1.99	1.5%	4.1%
Adjunctive General Services	\$ 0.55	7.2%	\$ 0.59	\$ 0.89	1.4%	1.8%
<b>Total All Services</b>	<b>\$ 40.53</b>	<b>3.3%</b>	<b>\$ 41.89</b>	<b>\$ 48.22</b>	<b>100.0%</b>	<b>100.0%</b>





## Dental Cost and Utilization Detail Clackamas County - Peace Officers Association

General Service Category	Prior Period					Current Period			
	Prior Period Services/1,000	Average Cost Per Service *	Allowed PMPM	% Change Services/1,000	% Change Avg Cost	Current Period Services/1,000	Svcs vs. Peer	Average Cost Per Service *	Allowed PMPM
Preventive	1,660.4	\$ 74.88	\$ 10.36	-2.6%	17.0%	1,617.7	↻	\$ 87.59	\$ 11.81
Exams & Other Diagnostic	1,041.2	\$ 69.13	\$ 6.00	12.4%	1.9%	1,170.8	↻	\$ 70.41	\$ 6.87
Diagnostic Imaging (X-rays)	952.8	\$ 54.86	\$ 4.36	14.9%	1.0%	1,095.1	↻	\$ 55.41	\$ 5.06
Restorative	445.6	\$ 220.57	\$ 8.19	-9.4%	-0.8%	403.8	↻	\$ 218.78	\$ 7.36
Crowns/Inlays	125.4	\$ 604.44	\$ 6.32	-22.0%	14.9%	97.8	▼	\$ 694.55	\$ 5.66
Oral & Maxillofacial Procedures	82.9	\$ 287.50	\$ 1.99	-0.3%	5.3%	82.6	▼	\$ 302.68	\$ 2.08
Periodontics	43.7	\$ 260.77	\$ 0.95	-25.4%	29.4%	32.6	▼	\$ 337.36	\$ 0.92
Adjunctive General Services	28.0	\$ 234.81	\$ 0.55	4.0%	3.1%	29.1	▼	\$ 242.16	\$ 0.59
Prosthodontics	11.2	\$ 914.98	\$ 0.85	-6.5%	15.6%	10.5	▼	\$ 1,057.93	\$ 0.92
Endodontics	19.0	\$ 612.41	\$ 0.97	-57.2%	49.0%	8.2	▼	\$ 912.71	\$ 0.62
	<b>4,410.2</b>		<b>\$ 40.53</b>	<b>3.1%</b>		<b>4,548.2</b>	↻		<b>\$ 41.89</b>



\* Average cost per service is sensitive to benefit design and range of services within the category.

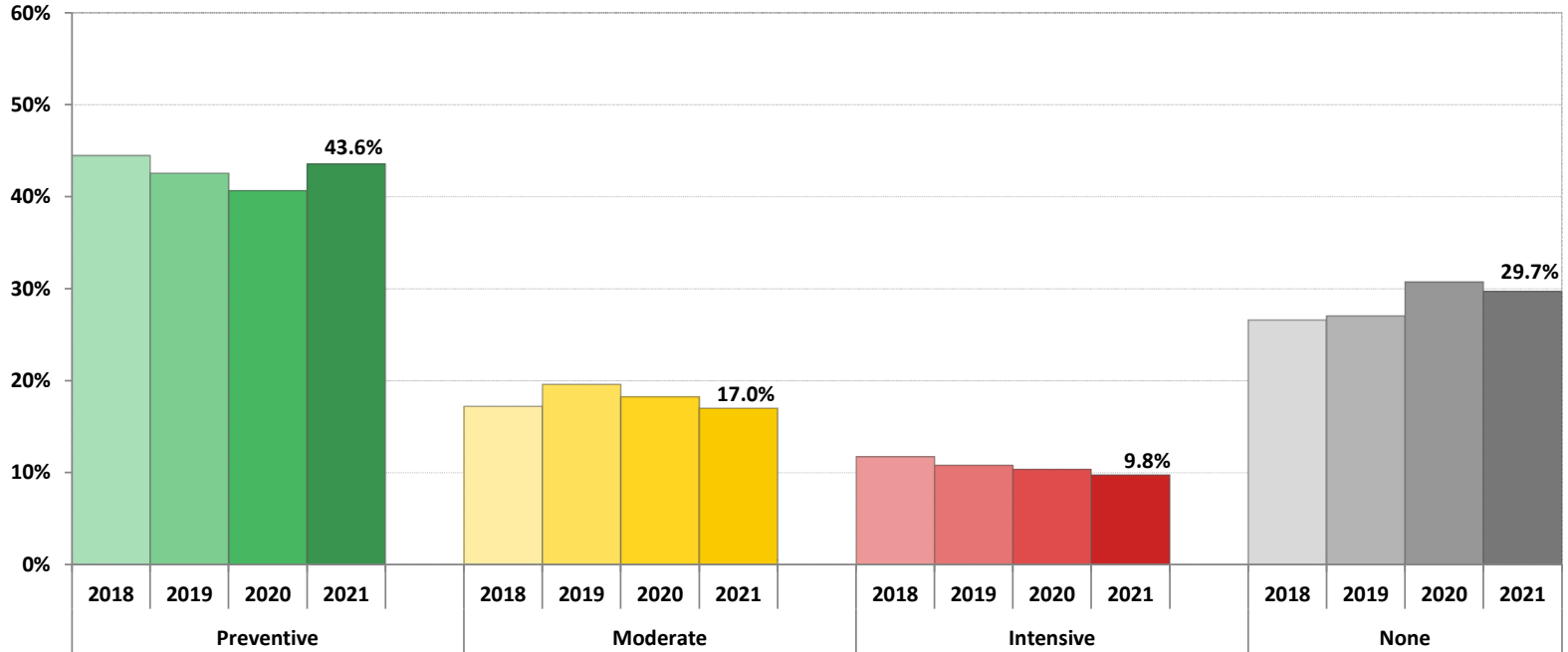
Claims incurred 1/2020 - 12/2020 and 1/2021 - 12/2021 as of 3/2022

Excludes orthodontics.

Peer key:	Symbol	Description
	↕	± 15% or more higher/lower than peer
	↗	± 5% - 15% higher/lower than peer
	↻	± 5% higher/lower than peer

**Member Treatment Levels Over Time**  
**Clackamas County - Peace Officers Association**  
 Claims incurred 1/2018 - 12/2021 as of 3/2022  
 All enrolled members

**Percentage of members in treatment levels**



- Preventive** These members had preventive care only.  
(e.g. cleanings/periodic maintenance, exams, x-rays, fluoride, and other preventive services)
- Moderate** These members had preventive care and/or basic dental treatment.  
(e.g. fillings, periodontal treatments, simple extractions)
- Intensive** These members had more complex and expensive procedures/treatment.  
(e.g. crowns, bridges, dentures, implants, oral surgery)
- None** These members did not see a dentist during the report period.

**Dental Service Detail Report**  
**Clackamas County - Peace Officers Association**

Claims incurred 1/2021 - 12/2021 as of 3/2022

Excludes orthodontics

Coverage Class	General Service	Service Detail	Svcs / 1,000	Svcs vs. Peer	PMPM (Allowed)		% of Spending	
			POA		POA	Public Peer	POA	Public Peer
<b>Diagnostic &amp; Preventive (Class I)</b>	Exams & Other Diagnostic	Exams & Other Diagnostic	1,170.8	☺	\$ 6.87	\$ 6.32	16.4%	13.1%
	Diagnostic Imaging (X-rays)	Bitewing X-rays	466.7	☺	\$ 2.67	\$ 2.51	6.4%	5.2%
		X-rays (including full mouth)	628.5	☺	\$ 2.39	\$ 2.32	5.7%	4.8%
		Total Diagnostic Imaging	1,095.1	☺	\$ 5.06	\$ 4.83	12.1%	10.0%
	Preventive	Other Preventive Services	119.9	▼	\$ 0.60	\$ 0.57	1.4%	1.2%
		Periodontal Maintenance	93.1	▼	\$ 1.55	\$ 2.31	3.7%	4.8%
		Prophylaxis Services, adult	800.7	☺	\$ 6.73	\$ 6.35	16.1%	13.2%
		Prophylaxis Services, child	235.1	▲	\$ 1.50	\$ 1.17	3.6%	2.4%
		Fluoride Treatment	368.9	▲	\$ 1.43	\$ 1.20	3.4%	2.5%
		Total Preventive	1,617.7	☺	\$ 11.81	\$ 11.61	28.2%	24.1%
	<b>Total Diagnostic &amp; Preventive (Class I)</b>		<b>3,883.6</b>	☺	<b>\$ 23.73</b>	<b>\$ 22.75</b>	<b>56.7%</b>	<b>47.2%</b>
<b>Basic Dental Services (Class II)</b>	Adjunctive General Services	Adjunctive General Services	29.1	▼	\$ 0.59	\$ 0.89	1.4%	1.8%
	Endodontics	Endodontics	8.1	▼	\$ 0.62	\$ 1.99	1.5%	4.1%
	Oral & Maxillofacial Procedures	Oral & Maxillofacial Surgery	55.9	▼	\$ 1.70	\$ 2.26	4.1%	4.7%
		Simple Extractions	26.8	▼	\$ 0.38	\$ 0.47	0.9%	1.0%
		Total Oral & Maxillofacial Procedures	82.6	▼	\$ 2.08	\$ 2.73	5.0%	5.7%
	Periodontics	Periodontic Surgery	3.5	▼	\$ 0.32	\$ 0.41	0.8%	0.8%
		Periodontic Treatment	29.1	▼	\$ 0.60	\$ 1.15	1.4%	2.4%
Total Periodontics		32.6	▼	\$ 0.92	\$ 1.55	2.2%	3.2%	

**Dental Service Detail Report**  
**Clackamas County - Peace Officers Association**

Claims incurred 1/2021 - 12/2021 as of 3/2022

Excludes orthodontics

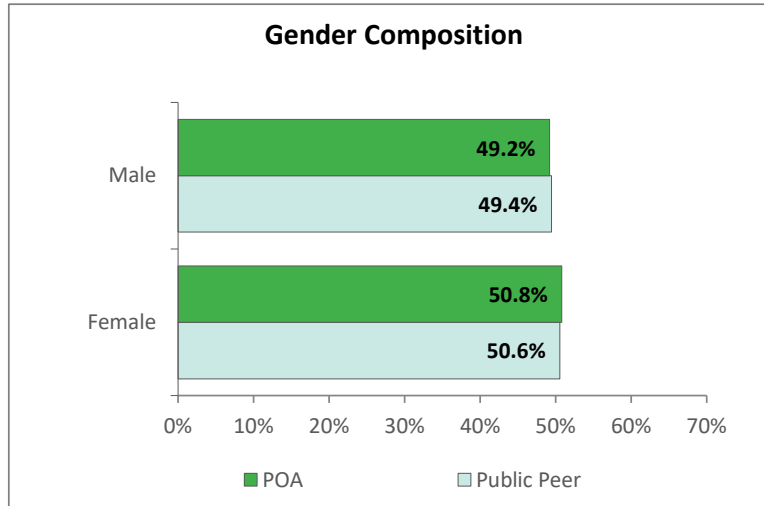
Coverage Class	General Service	Service Detail	Svcs / 1,000	Svcs vs. Peer	PMPM (Allowed)		% of Spending	
			POA		POA	Public Peer	POA	Public Peer
Restorative		Restorative, Amalgam	10.5	▼	\$ 0.16	\$ 0.66	0.4%	1.4%
		Restorative, Composite, Anterior	86.1	↻	\$ 1.46	\$ 1.47	3.5%	3.1%
		Restorative, Composite, Posterior	307.2	▲	\$ 5.74	\$ 4.92	13.7%	10.2%
		<b>Total Restorative</b>	<b>403.8</b>	↻	<b>\$ 7.36</b>	<b>\$ 7.06</b>	<b>17.6%</b>	<b>14.6%</b>
<b>Total Basic Dental Services (Class II)</b>			<b>556.3</b>	▼	<b>\$ 11.57</b>	<b>\$ 14.22</b>	<b>27.6%</b>	<b>29.5%</b>
<b>Crowns &amp; Prosthodontics (Class III)</b>								
Crowns/Inlays		Crowns/Inlays, metallic	45.4	▼	\$ 3.03	\$ 3.79	7.2%	7.9%
		Crowns/Inlays, other	25.6	▼	\$ 0.46	\$ 1.02	1.1%	2.1%
		Crowns/Inlays, porcelain	26.8	▼	\$ 2.17	\$ 3.55	5.2%	7.4%
		<b>Total Crowns/Inlays</b>	<b>97.8</b>	▼	<b>\$ 5.66</b>	<b>\$ 8.36</b>	<b>13.5%</b>	<b>17.3%</b>
Prosthodontics		Implant Services	9.3	▼	\$ 0.91	\$ 2.06	2.2%	4.3%
		Prosthodontics, removable	0.0	▼	\$ -	\$ 0.35	0.0%	0.7%
		Prosthodontics, fixed	1.2	▼	\$ 0.02	\$ 0.48	0.0%	1.0%
		<b>Total Prosthodontics</b>	<b>10.5</b>	▼	<b>\$ 0.92</b>	<b>\$ 2.89</b>	<b>2.2%</b>	<b>6.0%</b>
<b>Total Crown &amp; Prosthodontics (Class III)</b>			<b>108.2</b>	▼	<b>\$ 6.58</b>	<b>\$ 11.25</b>	<b>15.7%</b>	<b>23.3%</b>
<b>Total Dental Services</b>			<b>4,548.2</b>	↻	<b>\$ 41.89</b>	<b>\$ 48.22</b>	<b>100.0%</b>	<b>100.0%</b>

# Appendix

**Group Composition and Preventive Cleanings  
Clackamas County - Peace Officers Association**

Membership for 1/2021 - 12/2021 as of 3/2022

**Gender Composition**

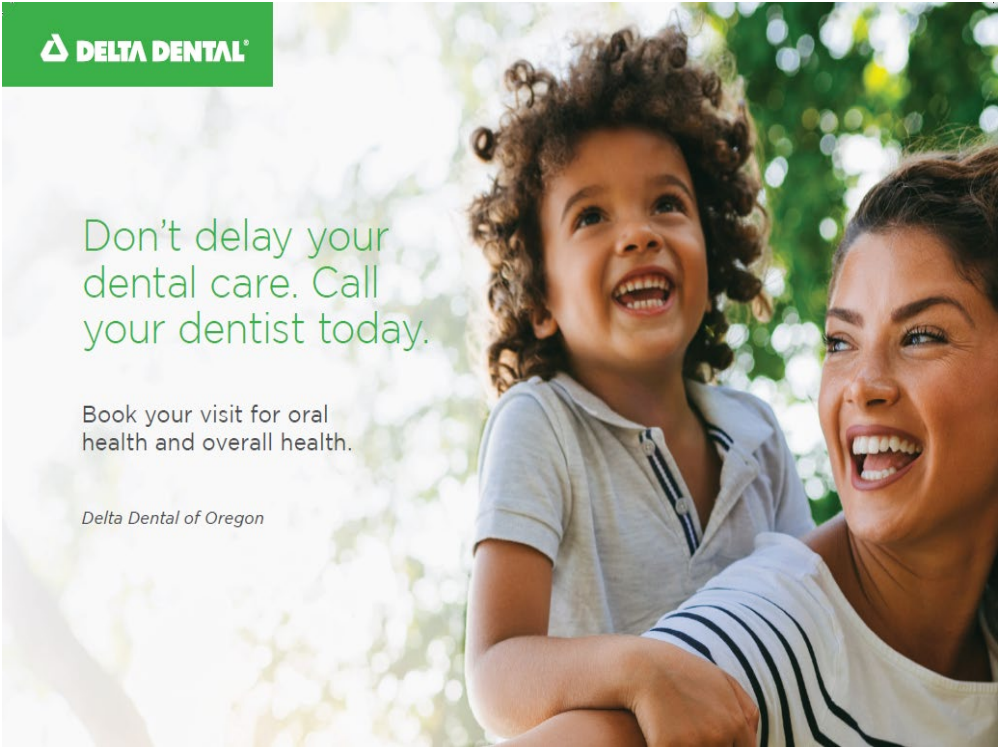


**Preventive Cleanings with Gender Breakout**

Preventive Cleanings		Prior Period	Change	Current Period	Public Peer
<b>Members with at least one cleaning</b>	<b>Total</b>	<b>65.8%</b>	<b>1%</b>	<b>66.7%</b>	<b>62.8%</b>
	Male	65.1%	2%	66.1%	60.0%
	Female	66.6%	1%	67.4%	65.5%
<b>Members with two or more cleanings</b>	<b>Total</b>	<b>30.2%</b>	<b>34%</b>	<b>40.4%</b>	<b>35.4%</b>
	Male	29.1%	32%	38.3%	34.1%
	Female	31.3%	36%	42.4%	36.7%
Children with Preventive Cleanings		Prior Period	Change	Current Period	Public Peer
<b>Children with at least one cleaning</b>	<b>Ages 2 - 12</b>	<b>75.9%</b>	<b>2%</b>	<b>77.1%</b>	<b>73.2%</b>
<b>Children with two or more cleanings</b>	<b>Ages 2 - 12</b>	<b>36.9%</b>	<b>38%</b>	<b>50.7%</b>	<b>41.7%</b>

# Considerations

## Dental Appointment Postcard mailers



### Dental care is good for your family's overall health

Studies show that problems in your mouth, like a tooth infection, can cause you to get sick. It's important to make sure you receive your routine dental exams and cleanings to help you and your family stay healthy.

### Schedule a dental visit today

If you or your family members had any delay in routine procedures or a lapse in preventive care, it's time to see your dentist. Don't put it off. Call your dentist and schedule a visit today.

### Need help finding a dentist?

We can help! If you have questions or need to find a dentist, log in to Member Dashboard or call our dental customer service at 888-217-2365 (TTY users, please dial 711).

### DeltaDentalOR.com

Moda, Inc. complies with applicable federal civil rights laws and does not discriminate on the basis of race, color, national origin, age, disability or sex. ATENCIÓN: Si habla español, hay disponibles servicios de ayuda con el idioma sin costo alguno para usted. Llame al 1-877-605-3229 (TTY: 711). CHÚ Ý: Nếu bạn nói tiếng Việt, có dịch vụ hỗ trợ ngôn ngữ miễn phí cho bạn. Gọi 1-877-605-3229 (TTY:711).

Dental plans in Oregon provided by Oregon Dental Service, dba Delta Dental Plan of Oregon. 0261 (7/20).







*Delta Dental of Oregon & Alaska*