



# 2022 PARTNERSHIP REVIEW



Jennifer Carlson, Managing Director 5/19/22



# AGENDA

Clackamas County  
Strategic Road Map

---

VSP Updates

---

Utilization  
Review

---

Questions & Follow-up

An aerial photograph of a winding asphalt road cutting through a dense, lush green forest. The road curves from the top right towards the bottom right. A semi-transparent white rectangular box is overlaid on the center of the image, containing the title text.

# CLACKAMAS COUNTY STRATEGIC ROADMAP

**CLACKAMAS COUNTY**

**+ ®**

**VSP**

**VALUED PARTNERS  
SINCE**

**2015**

**NEXT  
RENEWAL**

**January 2023**

*The pandemic has increased  
our dependence on technology.*



# 17 HOURS A DAY

Americans now log more screen time than they spend sleeping.

## 4 IN 5

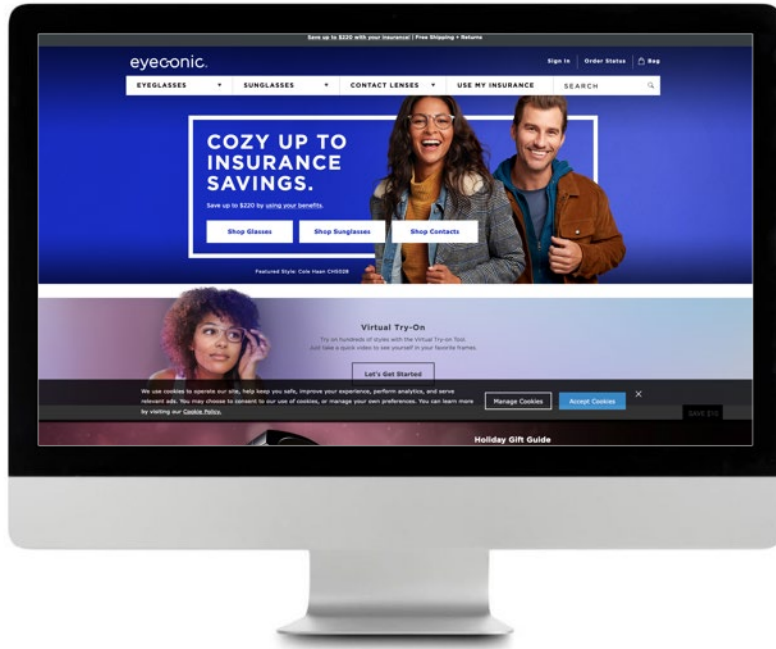
eye care professionals say blue light is impacting not only patients' eyes, but their overall physical and mental health

# 248% VIRTUAL SERVICES



Connect with  
VSP network  
doctors virtually  
to evaluate needs

**ESSENTIAL  
MEDICAL  
EYE CARE**



**+60%** Eyeconic® growth

**+50%** First time online eyewear purchase

**23%** Found out about Eyeconic through their employer







**VSP LIGHTCARE™**  
**INDUSTRY**  
**EXCLUSIVE**

*Employers are seeking benefit  
**Equity and Inclusion**  
to meet the needs of a **diverse**  
workforce.*



# WE STRIVE TO CREATE A WORLD WHERE EVERYONE CAN BRING THEIR BEST VISION TO LIFE.

Embracing  
Diversity, Equity  
and Inclusion

Considering  
Social Determinants  
of Health

Exploring How  
to Reach at Risk  
Populations

# FOCUSED ASPECTS OF DIVERSITY

**GENERATIONS**

**UNIQUE WORK ENVIRONMENTS**

**DIFFERING LEVELS OF INCOME**

**RACE AND ETHNICITY**

**VARYING LEVELS OF WELLNESS**

# RECENT WORK COMPLETED: Q4 2021

- **Announced partnership with Black EyeCare Perspective (BEP)** to introduce diverse students to optometry as a career path.
- **Launched a DE&I Marketing and Communications Playbook** to ensure a DE&I lens is used in the development of all communications and marketing materials.
- **Updated membership system** to enable us to capture genders other than male and female.



# MORE CHOICES, MORE FREEDOM

PREFERRED PRIVATE PRACTICE, RETAIL, AND ONLINE IN-NETWORK CHOICES





# EYES OF HOPE®

## EYE CARE

No-cost access to eye care and glasses through a VSP doctor of optometry for those in need

## EYEWEAR

In-kind donations to support eye care initiatives and doctor-led outreach events

## DISASTER RELIEF

Care for community members and doctors affected by disaster

**8.5K**

VSP network doctors  
annually engaged

**3.3M+**

people in need gained access  
to no-cost vision care

**123K**

community members provided  
care following disasters





A top-down view of a desk with a laptop, glasses, a pen, a mouse, and a coffee cup. The laptop is on the left, with a pair of black-rimmed glasses resting on its keyboard. A black pen lies diagonally across the laptop's trackpad. To the right of the laptop is a white computer mouse. In the upper right corner, a white coffee cup filled with dark coffee is visible. A small green plant is partially visible at the top left. The background is a light, neutral color.

# CLACKAMAS COUNTY UTILIZATION REVIEW

# YOUR PLAN DESIGN TODAY

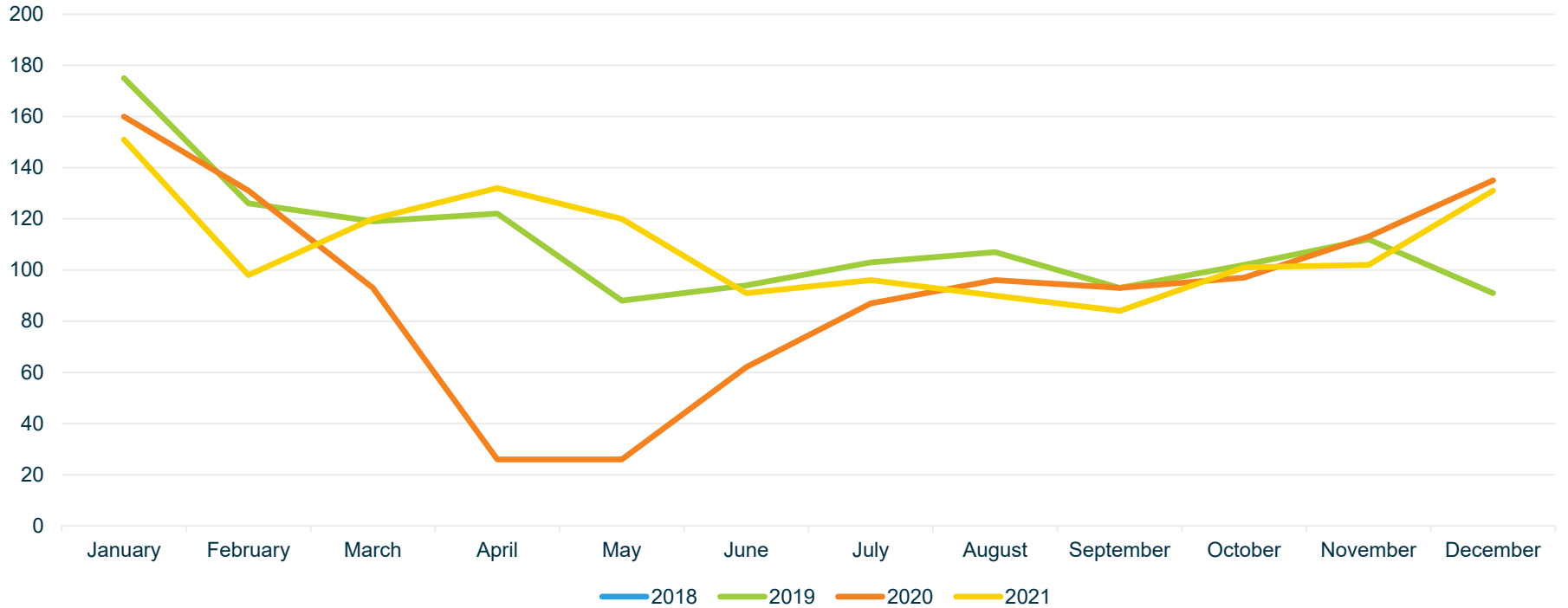


	Frequency (E/L/F)	Copays	Frame Allowance	Contact Lenses	Covered Lens Enhancements	[Essential Medical Eye Care]
<b>Choice Plan C</b>	12/12/12	\$10 Exam \$0 Materials	\$175 or \$95 Costco	\$175	Standard Progressives Premium & Custom \$30 Copay Polycarbonate for kids	\$20 Copay
<b>Vision Therapy</b>	Fully Covered Evaluation and 75% off approved therapy sessions up to \$750 annually in-network					

# CLACKAMAS COUNTY HISTORIC UTILIZATION

Year	Average # of Employees	Claim Count	Average Claim Cost	Claim Frequency	Cost Per Member
2019	915	1,224	\$114.61	111	\$16.33
2020	912	1,024	\$115.46	93	\$16.46
2021	912	1,201	\$115.93	110	\$15.91

# HISTORICAL PLAN TRENDS: RATE OF UTILIZATION



# MORE MEMBERS = MORE DATA INSIGHTS



**35%**

**GENERATION Z**



**16%**

**MILLENNIAL**



**31%**

**GENERATION X**



**16%**

**BABY BOOMER**

Glasses	<b>68%</b>	<b>51%</b>	<b>67%</b>	<b>75%</b>
Contacts	<b>32%</b>	<b>49%</b>	<b>33%</b>	<b>25%</b>
	<b>88%</b>	<b>85%</b>	<b>82%</b>	<b>87%</b>
	Polycarbonate	Anti-glare	Anti-glare	Anti-glare
	—	—	—	—
Lens Enhancement	<b>67%</b>	<b>44%</b>	<b>58%</b>	<b>70%</b>
	Anti-glare	UV Protection	Progressives	Progressives
	—	—	—	—
	<b>34%</b>	<b>29%</b>	<b>48%</b>	<b>36%</b>
	UV Protection	Polycarbonate	High Index	High Index

# LOOK GREAT, SPEND LESS

<b>2021 Retail Frame Allowance</b>	<b>\$150</b>
------------------------------------	--------------












<b>Covered-in-full Frames</b>	<b>13%</b>
-------------------------------	------------

<b>Average Out-of-pocket</b>	<b>\$89.79</b>
------------------------------	----------------

**2021  
Client Frame Savings  
\$80,181.06**



# EXTRA \$20 ON FEATURED FRAMES

CALVIN KLEIN	CALVIN KLEIN JEANS	<i>Salvatore Ferragamo</i> EYEWEAR		LACOSTE 
LONGCHAMP PARIS	 CONVERSE	DKNY	MCM 	VICTORIA BECKHAM EYEWEAR
	 McALLISTER	CUTLER AND GROSS	Paul Smith EYEWEAR	DONNA KARAN NEW YORK
LANVIN PARIS	NINE WEST	JOE JOSEPH ABOUD	NAUTICA	 Columbia
skaga sweden 1948	MARCHON NYC	 DRAGON	Otis Piper 	FLEXON EYEWEAR
pure	COLE HAAN	DRAPER JAMES	bebe	 SPYDER.
JOSEPH ABOUD	ANNE KLEIN	ALTAIR	ALTAIR GENESIS	ALTAIR KILTER
ALTAIR SUNLITES	 LENTON & RUSBY			

29%  
2021  
selection rate

—

\$1,896.00  
savings in 2021

# NON-COVERED LENS OPTIONS

## WHAT ARE MEMBERS BUYING?



	<b>Top Lens Enhancements Chosen by Members</b>	<b>Average Out-of-pocket</b>	<b>Average Savings</b>
<b>Anti-glare coating</b>	294	\$81.65	\$59.56
<b>High Index</b>	124	\$82.41	\$20.60
<b>UV Protection</b>	112	\$9.46	\$13.13



# HEALTH-FOCUSED FOR BETTER OUTCOMES



Eye Disease  
Management  
Support



Expanded  
Medical  
Eye Care



Increased  
Access to  
Telemedicine  
Options

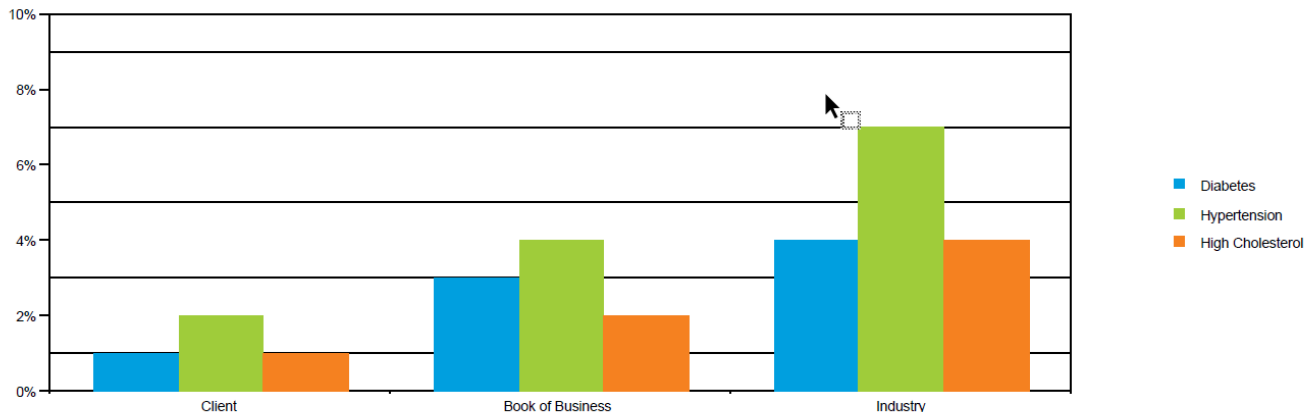


Collaborative  
Partnerships

# YOUR VSP MEMBER HEALTH PROFILE

## VSP Member Health

Health of your members compared to VSP's book of business and your industry.



32 members have diabetes.

35 members have high cholesterol.

70 members have hypertension.

142 members have at least one chronic condition.

Eye exams offer a greater chance of catching chronic illnesses early.

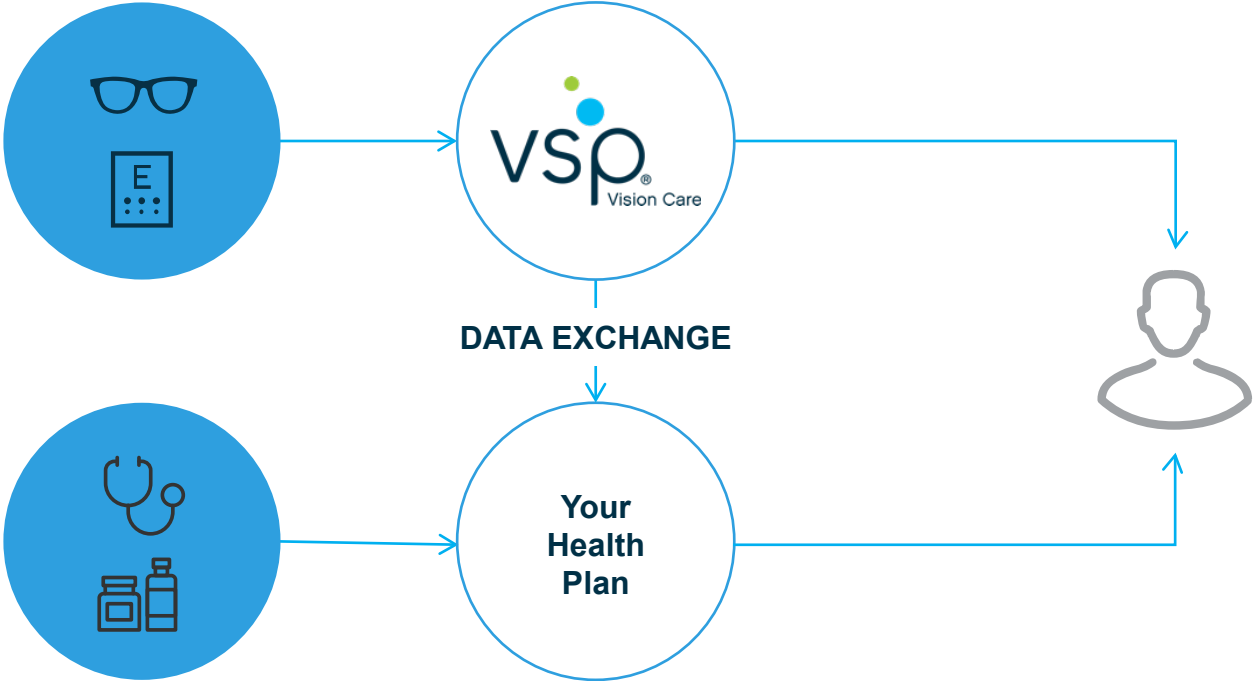
13

exam reminders sent in 2021

4

returned for an exam

# CLOSE GAPS IN CARE



SHARED DATA LEADS TO:



# ADDITIONAL RESOURCES CREATED JUST FOR YOU



**Custom Benefits  
Presentation**



**Enrollment Email  
Communications**



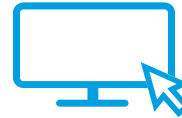
**Social Media  
Article & Imagery**



**Intranet Article,  
Posters & Fliers**



**In-Person  
Event Supplies**



**Personalized Benefits  
Microsite**

**MORE TOUCHES MEANS  
MORE ENROLLMENT.  
CLIENTS SAW UP TO**

**18%**

**HIGHER ENROLLMENT  
WITH MORE  
COMMUNICATIONS**

# Our focus— partners like you.

## THANK YOU



# Clackamas County - General County

## 2021 Annual Dental Review

Experience for January 1, 2021 - December 31, 2021

Prepared May 2022

Michelle Taylor  
*Sr. Account Executive*

Grace Shim  
*Healthcare Data Analyst II*



## Table of Contents

COVID-19 Impact - Utilization by Week

Dental Dashboard

Dental Membership and Utilization

- Demographics
- Membership by Tier
- Payment Distribution
- PMPM Report
- Dental Service Reports
- Dental Utilization by Age Groups
- Dental Cost and Utilization
- Treatment Levels

Appendix

- Gender Composition
-

# Dental Membership and Utilization

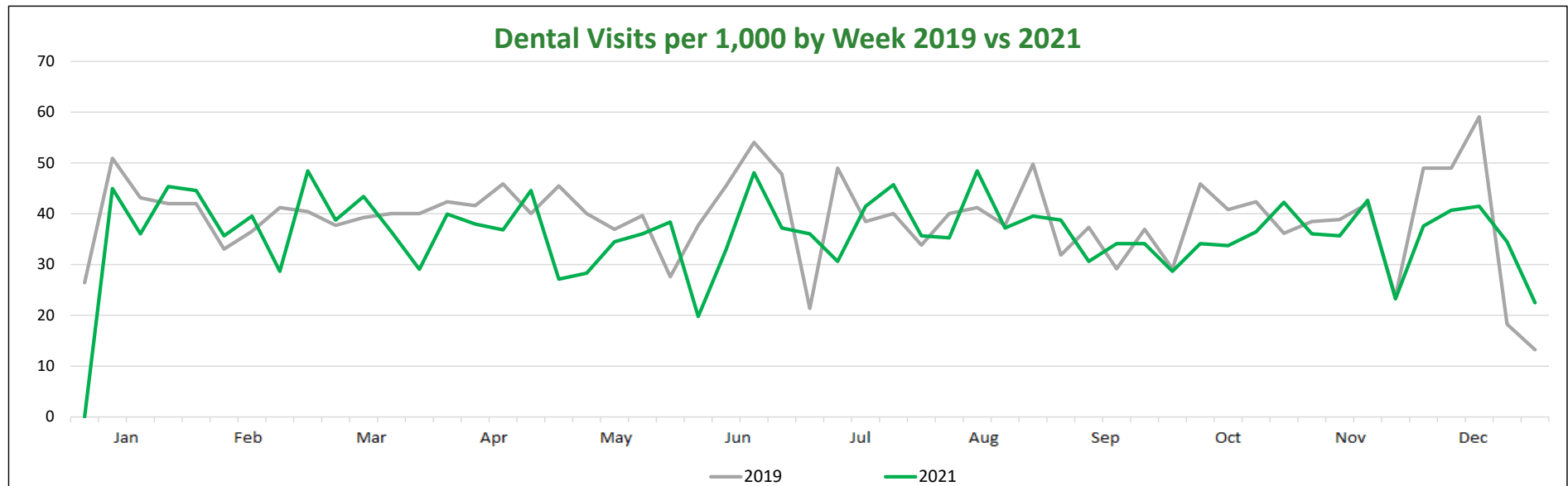
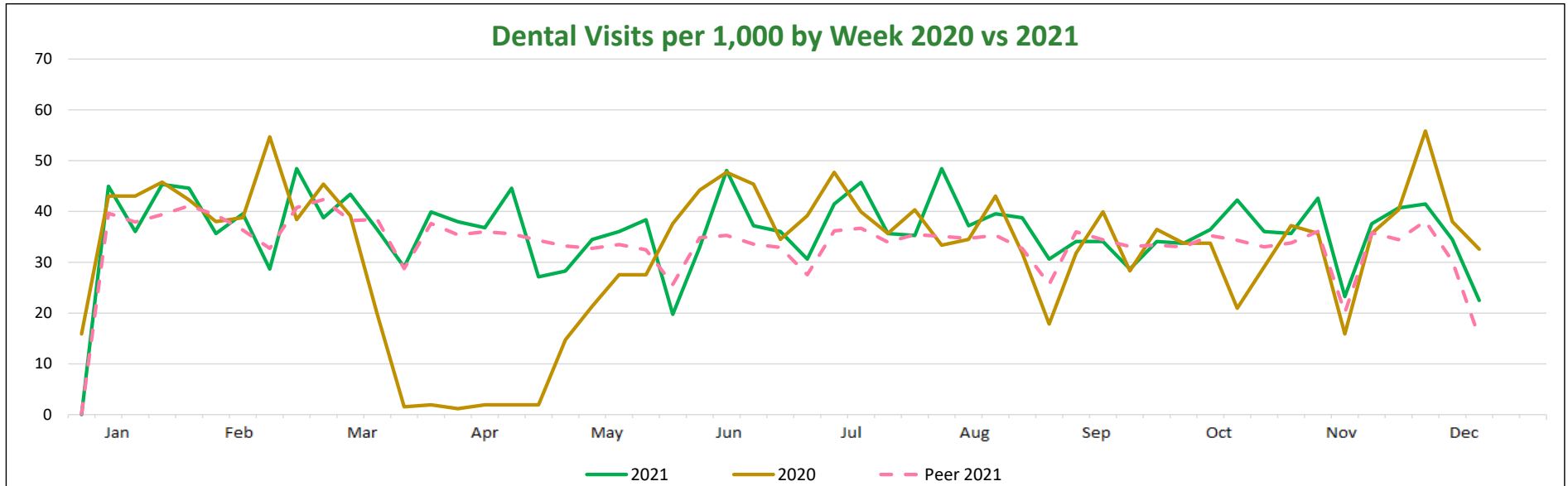




# COVID-19 Impact on Dental Utilization - Dental Visits per 1,000 Members by Week 2019 vs. 2020 vs. 2021

## Clackamas County - General

Services incurred 1/2019 - 12/2021 as of 3/2022



# Dental Utilization Dashboard

## Clackamas County - General County

Claims incurred January 2021 - December 2021 (excludes orthodontics)

### Membership

Number of members with dental enrollment during the current period of Jan2021 - Dec2021:

2,844 (1.4% change)

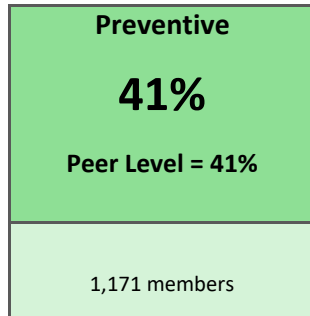
Continuously enrolled members in same period:

2,332 (82% of total enrolled)

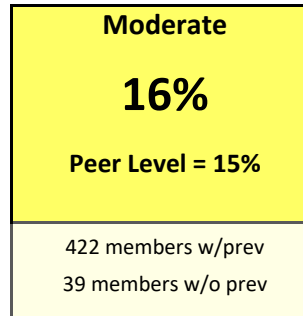
Peer Comparison:

Large Group Public Peer

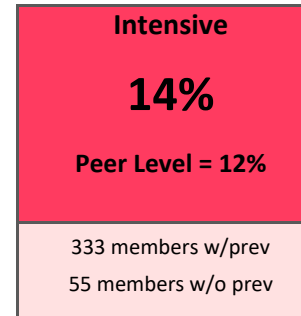
### Member Treatment Levels



These members had preventive/diagnostic care only



These members had preventive and/or basic dental treatment



These members had more complex procedures/treatment



These members did not have a dental visit

### Members Utilizing Dental Services

**71.1%**

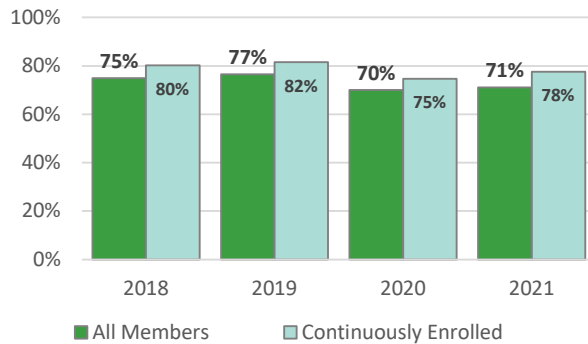
Dental Utilizers

+1.6% change

4.9% above peer

Dental Max

3.9% of members at dental maximum



### Members with Preventive Cleanings

**67.3%**

All Members

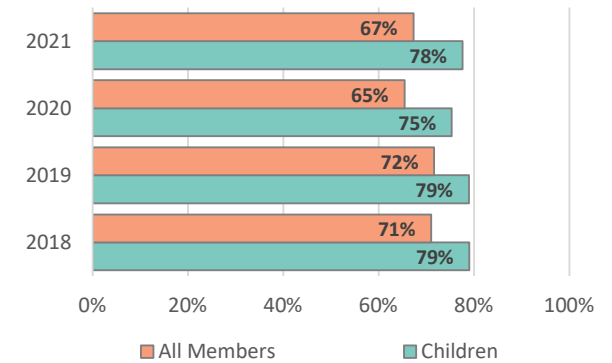
8.2% above peer

**77.6%**

Children\*

6.4% above peer

\* Children ages 2-12



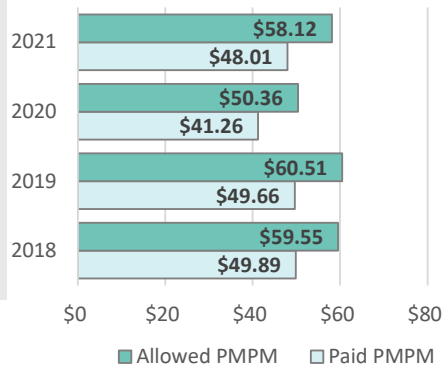
### Spend per Member per Month

**\$58.12**

Allowed PMPM

+15.4% change

20.6% above peer

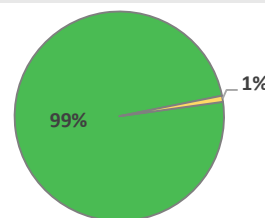


### Network Utilization

Dental Premier Product

Premier 99%

OON 1%



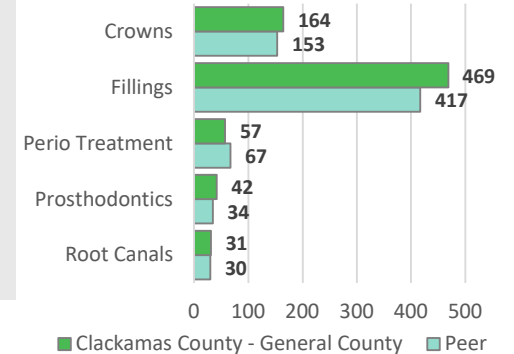
### Services per 1,000 Members

**5,265.0**

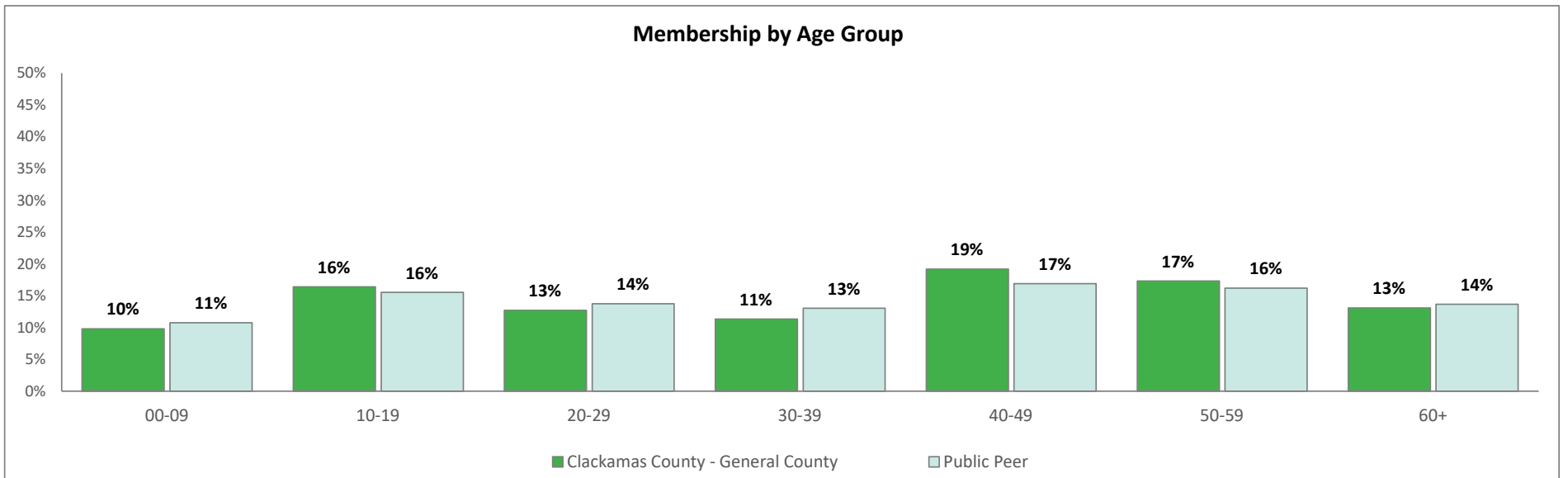
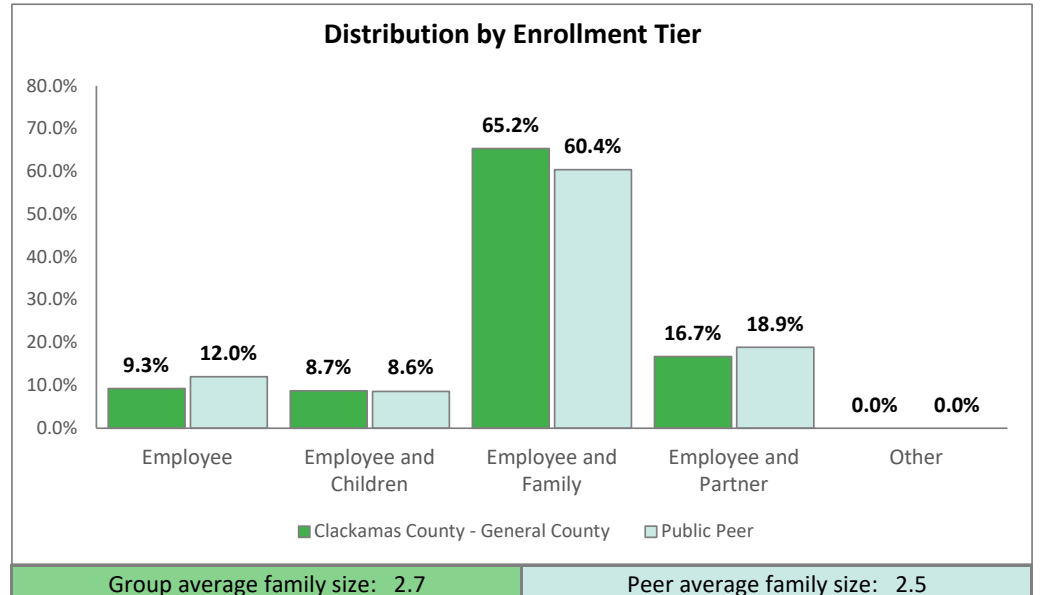
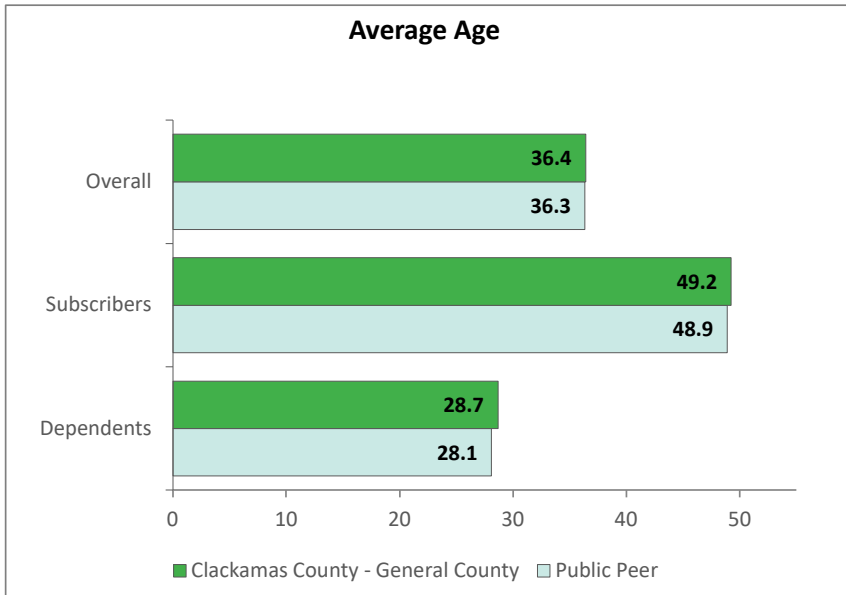
Total Services per 1,000 Members

+5.8% change

12.5% above peer



**Membership Demographics**  
**Clackamas County - General County**  
 Membership for 1/2021 - 12/2021 as of 3/2022



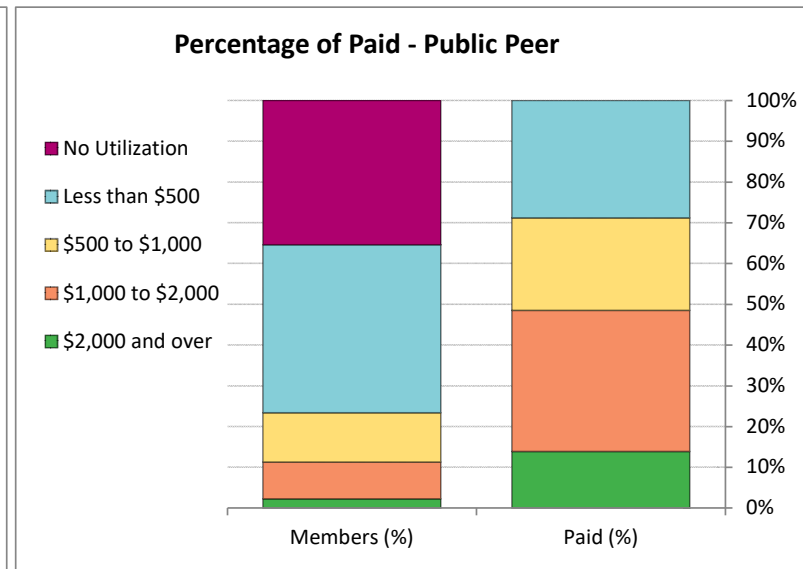
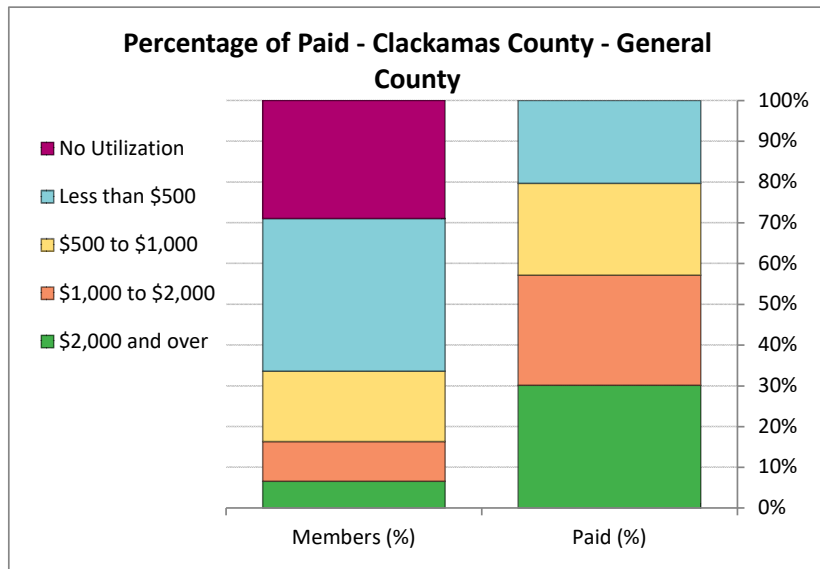
**Distribution of Paid Dollars**  
**Clackamas County - General County**

Dental Membership  
 Claims incurred 1/2021 - 12/2021 as of 3/2022  
 Excludes orthodontics

Distribution of Dollars	Clackamas County - General County				Public Peer	
	Total Members	Dollars	Members (%)	Paid (%)	Members (%)	Paid (%)
No Utilization	823	\$ -	28.9%	0.0%	32.2%	0.0%
Less than \$100	111	\$ 3,669	3.9%	0.2%	4.8%	0.4%
\$100 to \$250	326	\$ 60,529	11.5%	4.1%	12.8%	5.6%
\$250 to \$500	630	\$ 237,538	22.2%	16.0%	22.7%	20.5%
\$500 to \$750	331	\$ 197,949	11.6%	13.3%	9.8%	14.2%
\$750 to \$1,000	159	\$ 137,616	5.6%	9.3%	4.8%	9.9%
\$1,000 to \$1,500	155	\$ 189,425	5.5%	12.7%	5.8%	17.1%
\$1,500 to \$2,000	122	\$ 212,288	4.3%	14.3%	4.5%	18.2%
\$2,000 and over	187	\$ 447,461	6.6%	30.1%	2.5%	14.2%
<b>Total</b>	<b>2,844</b>	<b>\$ 1,486,474</b>	<b>100.0%</b>	<b>100.0%</b>	<b>100.0%</b>	<b>100.0%</b>

Dental Maximum	Total Mbrs	# at Maximum	% at Maximum
\$2,000	2,844	110	3.9%



**Dental Service Report**  
**Clackamas County - General County**

Claims incurred 1/2020 - 12/2020 and 1/2021 - 12/2021 as of 3/2022

Coverage Class	Prior Period		Current Period		% of Spending	
	PMPM (Allowed)	PMPM Change	PMPM (Allowed)		General County	Public Peer
	General County	General County	General County	Public Peer		
Diagnostic & Preventive (Class I)	\$ 24.21	12.5%	\$ 27.24	\$ 22.75	46.9%	47.2%
Basic Dental Services (Class II)	\$ 15.02	14.8%	\$ 17.25	\$ 14.22	29.7%	29.5%
Crowns & Prosthodontics (Class III)	\$ 11.13	22.5%	\$ 13.63	\$ 11.25	23.5%	23.3%
<b>Total All Classes</b>	<b>\$ 50.36</b>	<b>15.4%</b>	<b>\$ 58.12</b>	<b>\$ 48.22</b>	<b>100.0%</b>	<b>100.0%</b>
<b>Orthodontics</b>	<b>\$ 5.86</b>	<b>24.3%</b>	<b>\$ 7.28</b>			































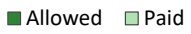
Preventive Cleanings		Prior Period	Change	Current Period	Public Peer
<b>Members with at least one cleaning</b>	<b>Total</b>	<b>65.4%</b>	<b>3%</b>	<b>67.3%</b>	<b>62.8%</b>
<b>Members with two or more cleanings</b>	<b>Total</b>	<b>31.6%</b>	<b>24%</b>	<b>39.3%</b>	<b>35.4%</b>

Children with Preventive Cleanings		Prior Period	Change	Current Period	Public Peer
<b>Children with at least one cleaning</b>	<b>Ages 2 - 12</b>	<b>74.9%</b>	<b>4%</b>	<b>77.6%</b>	<b>73.2%</b>
<b>Children with two or more cleanings</b>	<b>Ages 2 - 12</b>	<b>41.3%</b>	<b>23%</b>	<b>50.8%</b>	<b>41.7%</b>

## History of Costs by Month of Service Clackamas County - General County

Dental PMPM

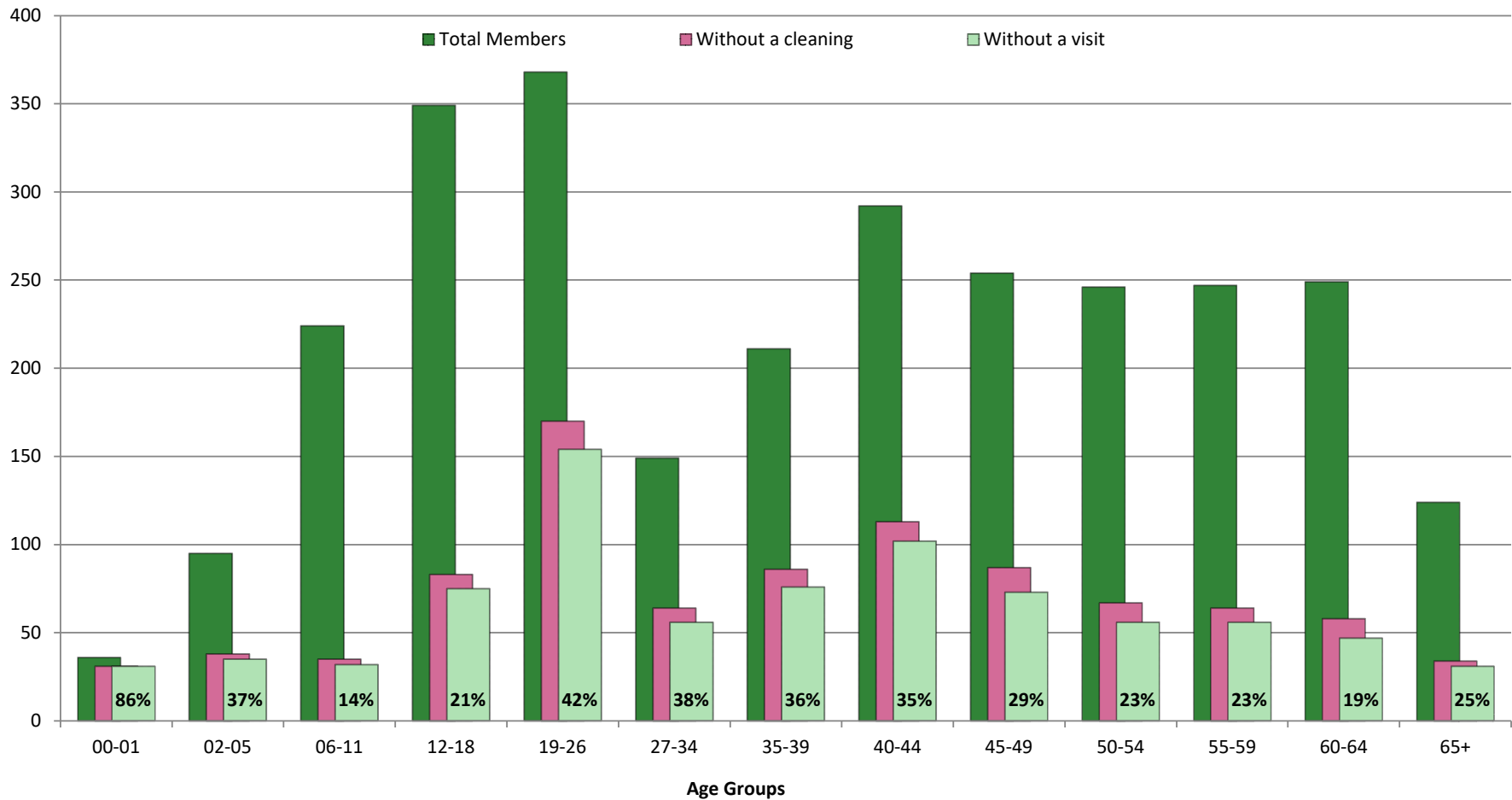
Claims incurred 7/2019 - 12/2021 as of 3/2022

Service Month		Allowed	Paid
July 2019		\$ 64.36	\$ 49.99
August 2019		\$ 69.49	\$ 55.58
September 2019		\$ 53.35	\$ 41.60
October 2019		\$ 72.62	\$ 52.62
November 2019		\$ 57.30	\$ 46.98
December 2019		\$ 67.97	\$ 56.90
January 2020		\$ 76.75	\$ 62.52
February 2020		\$ 68.32	\$ 52.75
March 2020		\$ 45.82	\$ 36.38
April 2020		\$ 6.73	\$ 4.86
May 2020		\$ 45.10	\$ 34.19
June 2020		\$ 70.29	\$ 54.01
July 2020		\$ 72.72	\$ 58.02
August 2020		\$ 64.31	\$ 49.67
September 2020		\$ 49.61	\$ 39.22
October 2020		\$ 52.54	\$ 41.02
November 2020		\$ 51.86	\$ 40.14
December 2020		\$ 71.03	\$ 57.77
January 2021		\$ 81.34	\$ 62.18
February 2021		\$ 72.33	\$ 55.45
March 2021		\$ 84.08	\$ 63.48
April 2021		\$ 60.16	\$ 48.73
May 2020		\$ 45.10	\$ 34.19
June 2020		\$ 70.29	\$ 54.01
July 2021		\$ 57.99	\$ 47.24
August 2021		\$ 61.74	\$ 50.61
September 2021		\$ 63.34	\$ 51.14
October 2021		\$ 54.01	\$ 42.91
November 2021		\$ 67.76	\$ 52.52
December 2021		\$ 65.16	\$ 52.53
<b>Service Year Jan2021 - Dec2021</b>		<b>\$ 65.40</b>	<b>\$ 51.65</b>

**Members without Services**  
**Clackamas County - General County**  
 Claims incurred 1/2021 - 12/2021 as of 3/2022  
 All enrolled members

**Members without Services by Age Group**

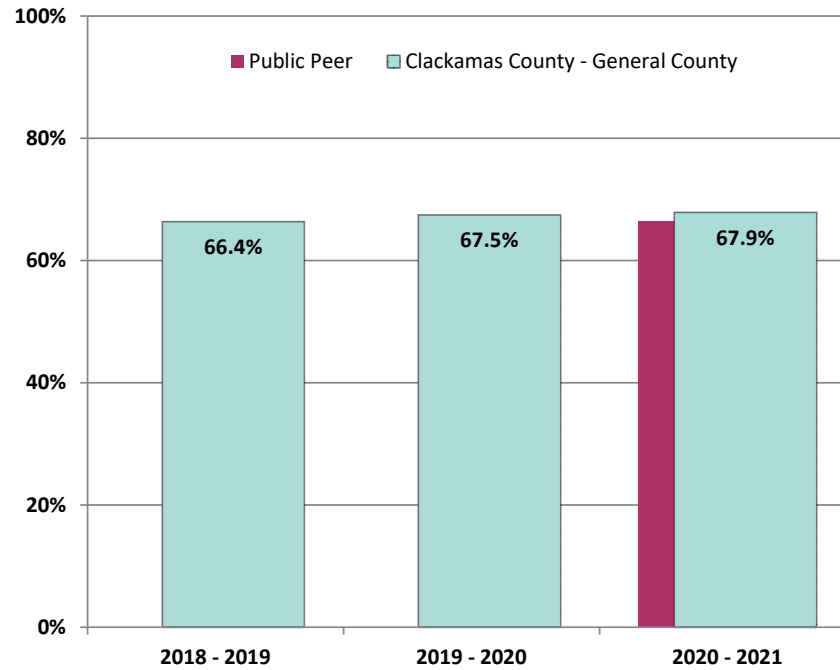
# of members



**Members age 19-26:** 95% are dependent children. 41% of the children ages 19-26 are without visits. 5% are employees and spouses. 56% of the adults ages 19-26 are without visits.

**Members with Continuous Coverage**  
**Clackamas County - General County**  
 Claims incurred 1/2020 - 12/2021 as of 3/2022

**Percentage of members that were continuously enrolled over time (2 year periods)**



**For General County's 2020 - 2021 continuously enrolled members:**

**All dental services**

- 68.6%** Saw a dentist both years
- 10.1%** Had no visits in prior year but saw a dentist in current year
- 6.5%** Saw a dentist in prior year but had no visits in current year
- 14.9%** Did not have a visit in either year

**Preventive cleanings**

- 64.4%** Had a cleaning both years
- 10.9%** Had a cleaning in current year but none in prior year
- 6.5%** Had a cleaning in prior year but none in current year
- 18.2%** Did not have a cleaning in either year

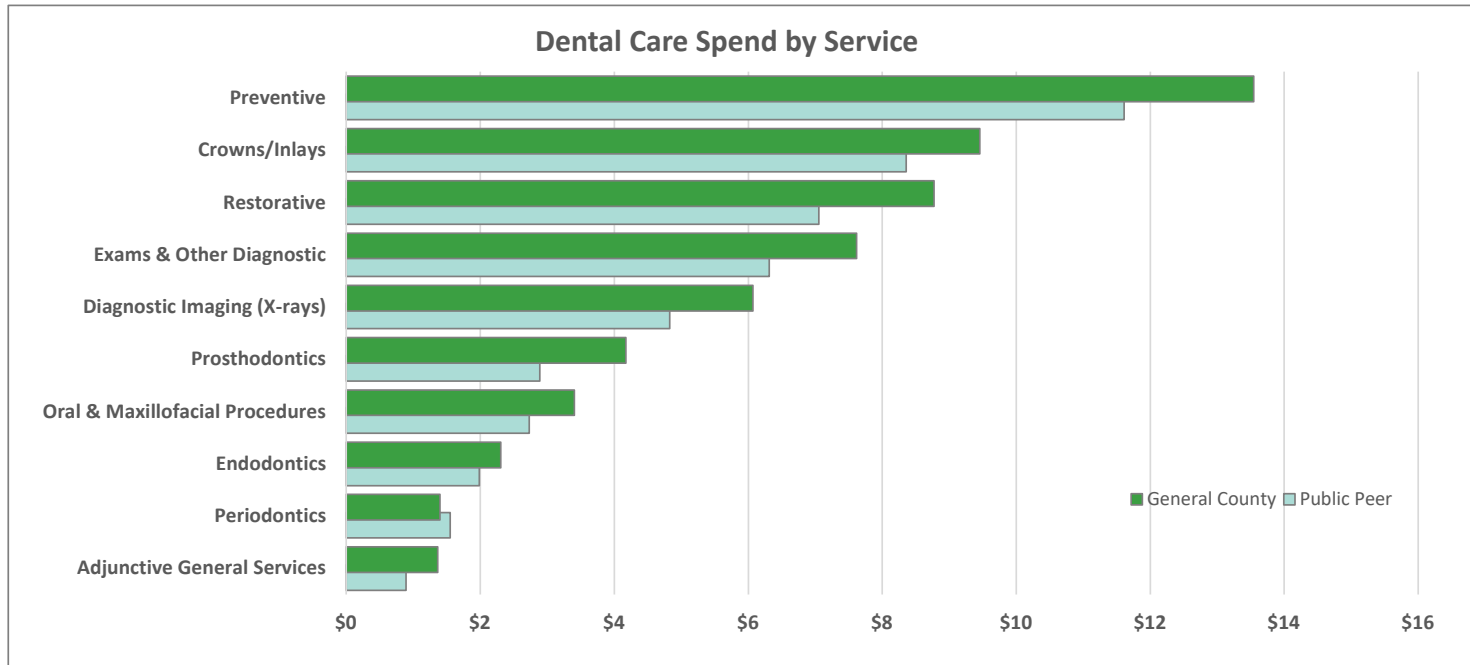


## Dental Service Summary Report Clackamas County - General County

Claims incurred 1/2020 - 12/2020 and 1/2021 - 12/2021 as of 3/2022

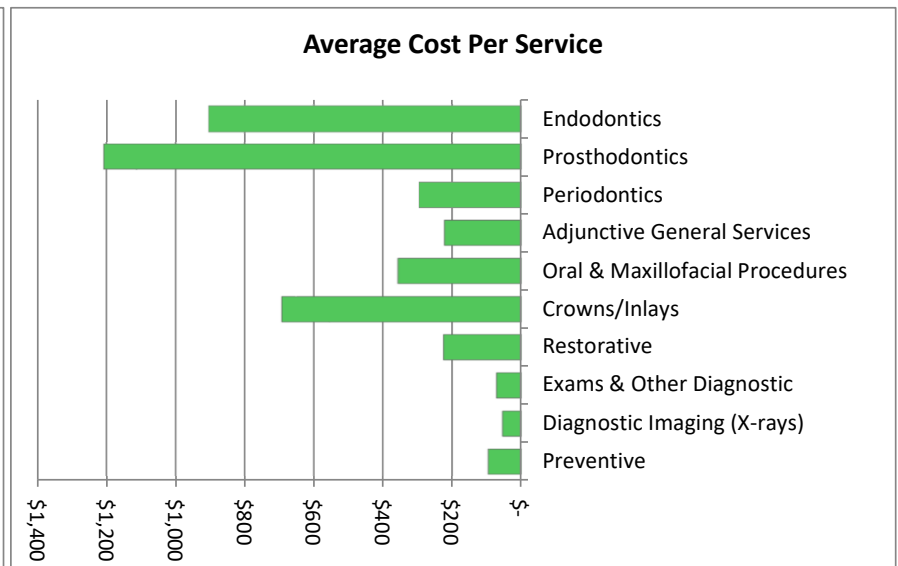
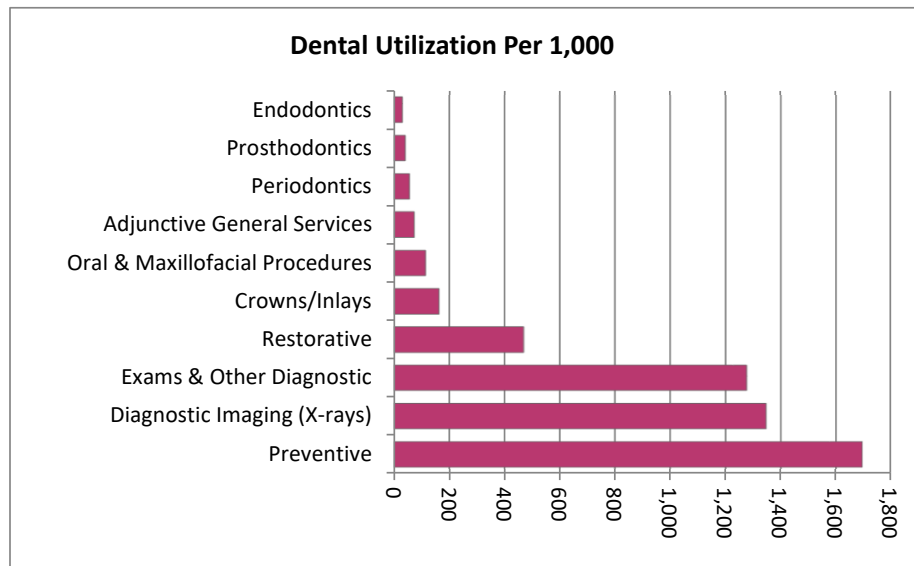
Excludes orthodontics

General Service Category	Prior Period PMPM (Allowed)		PMPM Change		Current Period PMPM (Allowed)		Current Period % of Spending	
	General County	General County	General County	Public Peer	General County	Public Peer	General County	Public Peer
Preventive	\$ 12.12	11.7%	\$ 13.55	\$ 11.61	23.3%	24.1%		
Crowns/Inlays	\$ 8.30	14.0%	\$ 9.46	\$ 8.36	16.3%	17.3%		
Restorative	\$ 7.25	21.0%	\$ 8.77	\$ 7.06	15.1%	14.6%		
Exams & Other Diagnostic	\$ 6.69	13.9%	\$ 7.62	\$ 6.32	13.1%	13.1%		
Diagnostic Imaging (X-rays)	\$ 5.40	12.5%	\$ 6.07	\$ 4.83	10.4%	10.0%		
Prosthodontics	\$ 2.83	47.4%	\$ 4.17	\$ 2.89	7.2%	6.0%		
Oral & Maxillofacial Procedures	\$ 3.33	2.2%	\$ 3.41	\$ 2.73	5.9%	5.7%		
Endodontics	\$ 2.20	4.7%	\$ 2.31	\$ 1.99	4.0%	4.1%		
Periodontics	\$ 1.30	7.6%	\$ 1.40	\$ 1.55	2.4%	3.2%		
Adjunctive General Services	\$ 0.94	45.5%	\$ 1.36	\$ 0.89	2.3%	1.8%		
<b>Total All Services</b>	<b>\$ 50.36</b>	<b>15.4%</b>	<b>\$ 58.12</b>	<b>\$ 48.22</b>	<b>100.0%</b>	<b>100.0%</b>		



## Dental Cost and Utilization Detail Clackamas County - General County

General Service Category	Prior Period					Current Period			
	Prior Period Services/1,000	Average Cost Per Service *	Allowed PMPM	% Change Services/1,000	% Change Avg Cost	Current Period Services/1,000	Svcs vs. Peer	Average Cost Per Service *	Allowed PMPM
Preventive	1,817.0	\$ 80.08	\$ 12.12	-6.8%	19.9%	1,694.0	▲	\$ 95.98	\$ 13.55
Diagnostic Imaging (X-rays)	1,206.9	\$ 53.65	\$ 5.40	11.5%	0.9%	1,345.6	▲	\$ 54.14	\$ 6.07
Exams & Other Diagnostic	1,146.1	\$ 70.05	\$ 6.69	11.2%	2.4%	1,274.7	▲	\$ 71.74	\$ 7.62
Restorative	396.0	\$ 219.77	\$ 7.25	18.5%	2.1%	469.3	▲	\$ 224.34	\$ 8.77
Crowns/Inlays	138.8	\$ 717.02	\$ 8.30	18.1%	-3.5%	163.9	▲	\$ 692.18	\$ 9.46
Oral & Maxillofacial Procedures	113.6	\$ 351.67	\$ 3.33	1.0%	1.3%	114.7	↻	\$ 356.22	\$ 3.41
Adjunctive General Services	50.4	\$ 222.80	\$ 0.94	46.1%	-0.4%	73.6	▲	\$ 221.96	\$ 1.36
Periodontics	48.1	\$ 324.99	\$ 1.30	18.5%	-9.2%	57.0	▼	\$ 295.13	\$ 1.40
Prosthodontics	31.8	\$ 1,068.55	\$ 2.83	30.4%	13.0%	41.5	▲	\$ 1,207.82	\$ 4.17
Endodontics	29.9	\$ 884.89	\$ 2.20	2.5%	2.1%	30.6	↻	\$ 903.47	\$ 2.31
	<b>4,978.6</b>		<b>\$ 50.36</b>	<b>5.8%</b>		<b>5,265.0</b>	▲		<b>\$ 58.12</b>



\* Average cost per service is sensitive to benefit design and range of services within the category.

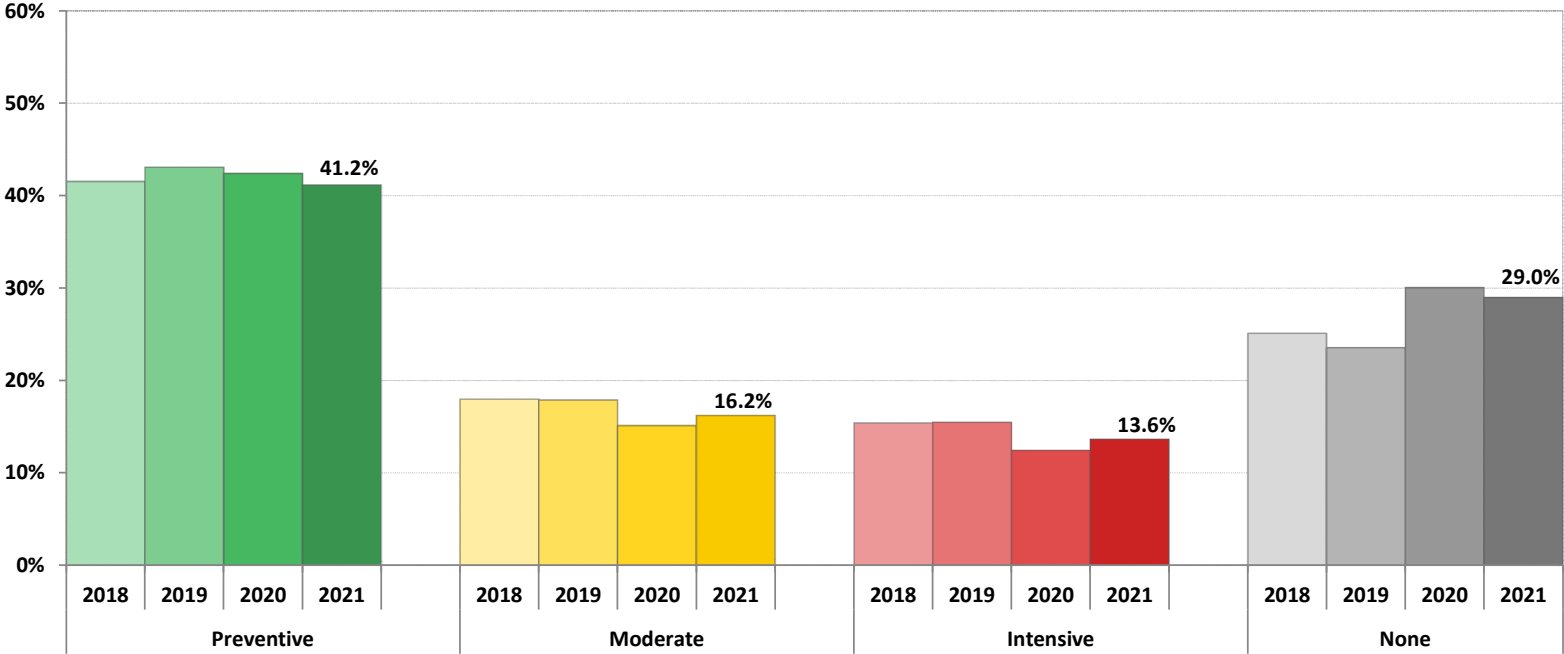
Claims incurred 1/2020 - 12/2020 and 1/2021 - 12/2021 as of 3/2022

Excludes orthodontics.

Peer key:	Symbol	Description
	▲	± 15% or more higher than peer
	▼	± 15% or more lower than peer
	▲	± 5% - 15% higher than peer
	▼	± 5% - 15% lower than peer
	↻	± 5% higher/lower than peer

**Member Treatment Levels Over Time**  
**Clackamas County - General County**  
 Claims incurred 1/2018 - 12/2021 as of 3/2022  
 All enrolled members

**Percentage of members in treatment levels**



- Preventive** These members had preventive care only.  
(e.g. cleanings/perio maintenance, exams, x-rays, fluoride, and other preventive services)
- Moderate** These members had preventive care and/or basic dental treatment.  
(e.g. fillings, periodontal treatments, simple extractions)
- Intensive** These members had more complex and expensive procedures/treatment.  
(e.g. crowns, bridges, dentures, implants, oral surgery)
- None** These members did not see a dentist during the report period.

**Dental Service Detail Report**  
**Clackamas County - General County**

Claims incurred 1/2021 - 12/2021 as of 3/2022

Excludes orthodontics

Coverage Class	General Service	Service Detail	Svcs / 1,000	Svcs vs. Peer	PMPM (Allowed)		% of Spending	
			General County		General County	Public Peer	General County	Public Peer
<b>Diagnostic &amp; Preventive (Class I)</b>	Exams & Other Diagnostic	Exams & Other Diagnostic	1,274.7	▲	\$ 7.62	\$ 6.32	13.1%	13.1%
	Diagnostic Imaging (X-rays)	Bitewing X-rays	553.8	▲	\$ 3.14	\$ 2.51	5.4%	5.2%
		X-rays (including full mouth)	791.8	▲	\$ 2.93	\$ 2.32	5.0%	4.8%
		Total Diagnostic Imaging	1,345.6	▲	\$ 6.07	\$ 4.83	10.4%	10.0%
	Preventive	Other Preventive Services	146.1	▲	\$ 0.72	\$ 0.57	1.2%	1.2%
		Periodontal Maintenance	193.0	▲	\$ 3.22	\$ 2.31	5.5%	4.8%
		Prophylaxis Services, adult	842.2	▲	\$ 7.12	\$ 6.35	12.2%	13.2%
		Prophylaxis Services, child	202.3	▲	\$ 1.30	\$ 1.17	2.2%	2.4%
		Fluoride Treatment	310.4	○	\$ 1.20	\$ 1.20	2.1%	2.5%
		Total Preventive	1,694.0	▲	\$ 13.55	\$ 11.61	23.3%	24.1%
	<b>Total Diagnostic &amp; Preventive (Class I)</b>		<b>4,314.3</b>	▲	<b>\$ 27.24</b>	<b>\$ 22.75</b>	<b>46.9%</b>	<b>47.2%</b>
<b>Basic Dental Services (Class II)</b>	Adjunctive General Services	Adjunctive General Services	73.6	▲	\$ 1.36	\$ 0.89	2.3%	1.8%
	Endodontics	Endodontics	30.6	○	\$ 2.31	\$ 1.99	4.0%	4.1%
	Oral & Maxillofacial Procedures	Oral & Maxillofacial Surgery	82.9	▲	\$ 2.96	\$ 2.26	5.1%	4.7%
		Simple Extractions	31.8	▼	\$ 0.44	\$ 0.47	0.8%	1.0%
		Total Oral & Maxillofacial Procedures	114.7	○	\$ 3.41	\$ 2.73	5.9%	5.7%
	Periodontics	Periodontic Surgery	7.0	○	\$ 0.39	\$ 0.41	0.7%	0.8%
		Periodontic Treatment	50.0	▼	\$ 1.01	\$ 1.15	1.7%	2.4%
Total Periodontics		57.0	▼	\$ 1.40	\$ 1.55	2.4%	3.2%	

**Dental Service Detail Report**  
**Clackamas County - General County**

Claims incurred 1/2021 - 12/2021 as of 3/2022

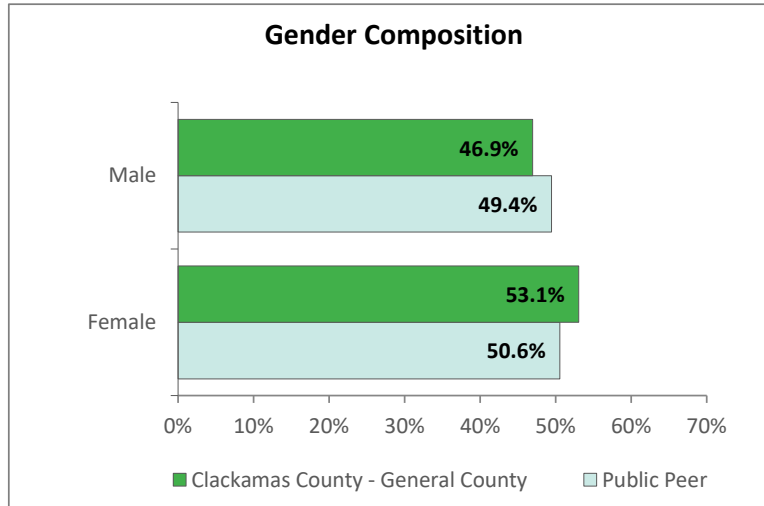
Excludes orthodontics

Coverage Class	General Service	Service Detail	Svcs / 1,000	Svcs vs. Peer	PMPM (Allowed)		% of Spending	
			General County		General County	Public Peer	General County	Public Peer
Restorative		Restorative, Amalgam	10.5	▼	\$ 0.16	\$ 0.66	0.3%	1.4%
		Restorative, Composite, Anterior	96.5	▲	\$ 1.65	\$ 1.47	2.8%	3.1%
		Restorative, Composite, Posterior	362.4	▲	\$ 6.96	\$ 4.92	12.0%	10.2%
		<b>Total Restorative</b>	<b>469.3</b>	<b>▲</b>	<b>\$ 8.77</b>	<b>\$ 7.06</b>	<b>15.1%</b>	<b>14.6%</b>
<b>Total Basic Dental Services (Class II)</b>			<b>745.3</b>	<b>▲</b>	<b>\$ 17.25</b>	<b>\$ 14.22</b>	<b>29.7%</b>	<b>29.5%</b>
<b>Crowns &amp; Prosthodontics (Class III)</b>								
Crowns/Inlays		Crowns/Inlays, metallic	50.0	↻	\$ 3.95	\$ 3.79	6.8%	7.9%
		Crowns/Inlays, other	63.6	▲	\$ 1.18	\$ 1.02	2.0%	2.1%
		Crowns/Inlays, porcelain	50.4	▲	\$ 4.32	\$ 3.55	7.4%	7.4%
		<b>Total Crowns/Inlays</b>	<b>163.9</b>	<b>▲</b>	<b>\$ 9.46</b>	<b>\$ 8.36</b>	<b>16.3%</b>	<b>17.3%</b>
Prosthodontics		Implant Services	31.0	▲	\$ 3.40	\$ 2.06	5.8%	4.3%
		Prosthodontics, removable	2.7	▼	\$ 0.19	\$ 0.35	0.3%	0.7%
		Prosthodontics, fixed	7.8	▲	\$ 0.58	\$ 0.48	1.0%	1.0%
		<b>Total Prosthodontics</b>	<b>41.5</b>	<b>▲</b>	<b>\$ 4.17</b>	<b>\$ 2.89</b>	<b>7.2%</b>	<b>6.0%</b>
<b>Total Crown &amp; Prosthodontics (Class III)</b>			<b>205.4</b>	<b>▲</b>	<b>\$ 13.63</b>	<b>\$ 11.25</b>	<b>23.5%</b>	<b>23.3%</b>
<b>Total Dental Services</b>			<b>5,265.0</b>	<b>▲</b>	<b>\$ 58.12</b>	<b>\$ 48.22</b>	<b>100.0%</b>	<b>100.0%</b>

# Appendix

**Group Composition and Preventive Cleanings**  
**Clackamas County - General County**  
 Membership for 1/2021 - 12/2021 as of 3/2022

**Gender Composition**

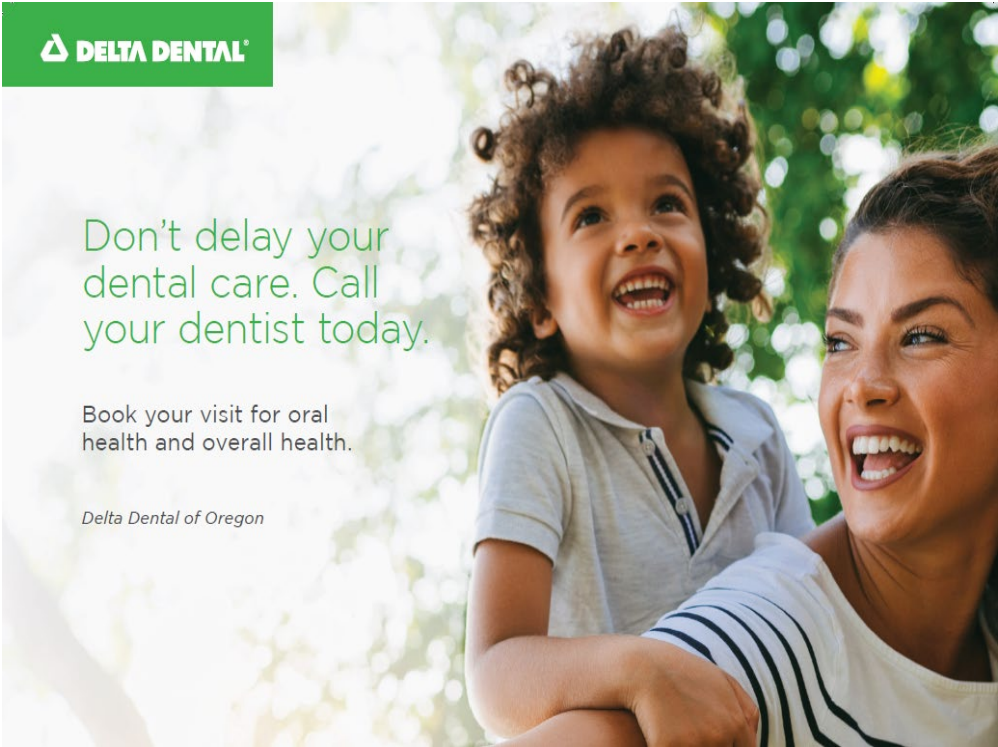


**Preventive Cleanings with Gender Breakout**

Preventive Cleanings		Prior Period	Change	Current Period	Public Peer
<b>Members with at least one cleaning</b>	<b>Total</b>	<b>65.4%</b>	<b>3%</b>	<b>67.3%</b>	<b>62.8%</b>
	Male	64.6%	1%	65.3%	60.0%
	Female	66.0%	5%	69.1%	65.5%
<b>Members with two or more cleanings</b>	<b>Total</b>	<b>31.6%</b>	<b>24%</b>	<b>39.3%</b>	<b>35.4%</b>
	Male	31.9%	20%	38.3%	34.1%
	Female	31.4%	28%	40.2%	36.7%
Children with Preventive Cleanings		Prior Period	Change	Current Period	Public Peer
<b>Children with at least one cleaning</b>	<b>Ages 2 - 12</b>	<b>74.9%</b>	<b>4%</b>	<b>77.6%</b>	<b>73.2%</b>
<b>Children with two or more cleanings</b>	<b>Ages 2 - 12</b>	<b>41.3%</b>	<b>23%</b>	<b>50.8%</b>	<b>41.7%</b>

# Considerations

## Dental Appointment Postcard mailers



### Dental care is good for your family's overall health

Studies show that problems in your mouth, like a tooth infection, can cause you to get sick. It's important to make sure you receive your routine dental exams and cleanings to help you and your family stay healthy.

### Schedule a dental visit today

If you or your family members had any delay in routine procedures or a lapse in preventive care, it's time to see your dentist. Don't put it off. Call your dentist and schedule a visit today.

### Need help finding a dentist?

We can help! If you have questions or need to find a dentist, log in to Member Dashboard or call our dental customer service at 888-217-2365 (TTY users, please dial 711).

### DeltaDentalOR.com

Moda, Inc. complies with applicable federal civil rights laws and does not discriminate on the basis of race, color, national origin, age, disability or sex. ATENCIÓN: Si habla español, hay disponibles servicios de ayuda con el idioma sin costo alguno para usted. Llame al 1-877-605-3229 (TTY: 711). CHÚ Ý: Nếu bạn nói tiếng Việt, có dịch vụ hỗ trợ ngôn ngữ miễn phí cho bạn. Gọi 1-877-605-3229 (TTY:711).

Dental plans in Oregon provided by Oregon Dental Service, dba Delta Dental Plan of Oregon. 0261 (7/20).







*Delta Dental of Oregon & Alaska*