

LIBRARY SERVICE DISTRICT

Fiscal Year 2018/2019 Budget Presentation

June 4, 2018

Laura Zentner, CPA

Business and Community Services Director





DIVISION BUDGET



Budget Overview

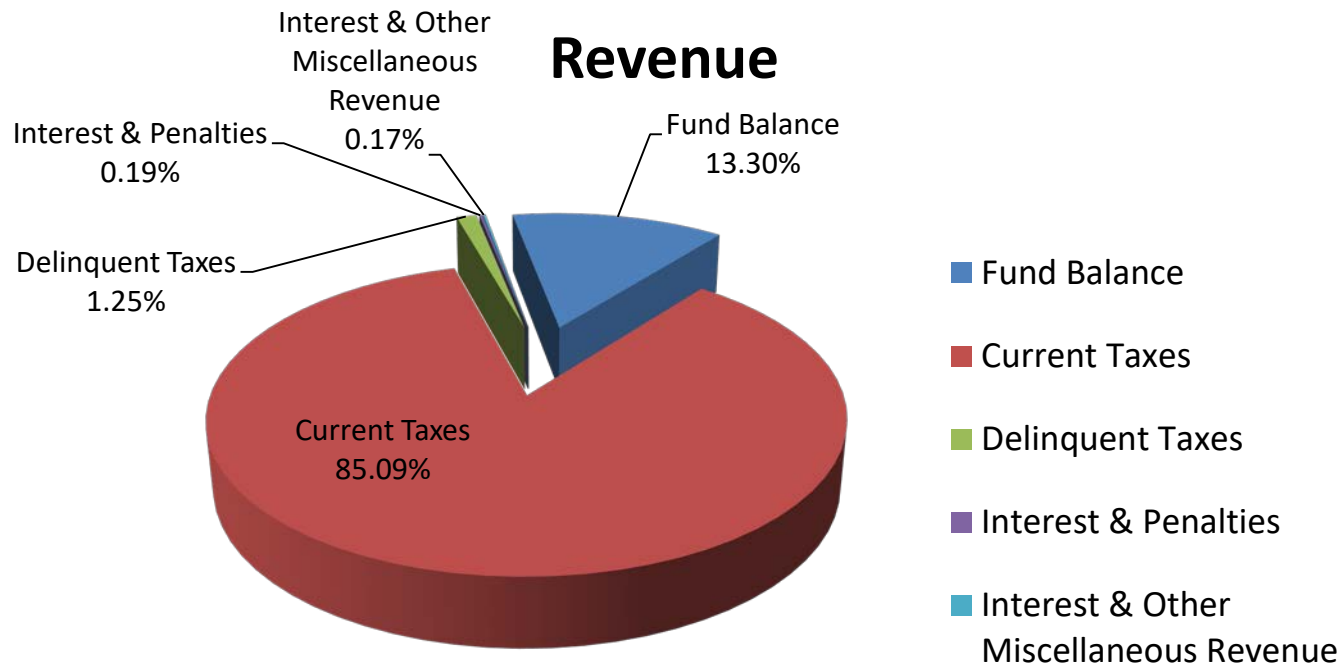
- Total departmental budget = \$21.5 million
- Number of funds/programs = 1
- Total General Fund support = \$0
- Major revenue source
 - Permanent Tax Rate = \$0.3974
- Major expenditure category
 - Special Payments to 11 City Libraries and One County Library





Library Service District

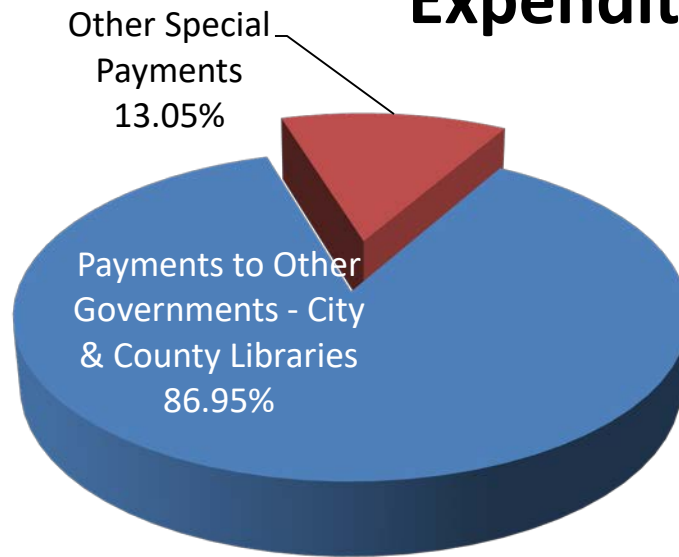
- General Fund support = \$0
- Main sources of revenue
 - Current Year Taxes = \$18,323,158
 - Delinquent Taxes = \$270,000
 - Interest & Penalties = \$40,000



Fiscal Year 2018/2019 Budget

- Total Proposed Budget
 - \$21,533,051

Expenditures



- Payments to Other Governments - City & County Libraries
- Other Special Payments



Fund Balance


- | | |
|------------------------------------|-------------|
| •Contingency | |
| •N/A | \$0 |
| •Reserves | |
| •N/A | \$0 |
| •Fund Balance | |
| •Other Special Payments | \$2,809,893 |
| (Amount held in trust per the IGA) | |



Fiscal Year 2018/2019 Proposed Budget Distribution Detail

Library	Assessed Value	Unincorporated Population Served	Total Distribution	%
Canby	\$ 543,777	\$ 338,455	\$ 882,232	4.71%
Estacada	\$ 111,748	\$ 676,909	\$ 788,657	4.21%
Gladstone	\$ 343,229	\$ 411,917	\$ 755,146	4.03%
Happy Valley	\$ 1,082,566	\$ 1,650,292	\$ 2,732,858	14.60%
Lake Oswego	\$ 2,712,653	\$ 262,367	\$ 2,975,020	15.89%
Milwaukie	\$ 813,172	\$ 927,032	\$ 1,740,204	9.29%
Molalla	\$ 230,482	\$ 676,034	\$ 906,516	4.84%
Oregon City	\$ 1,174,360	\$ 1,100,195	\$ 2,274,555	12.15%
Sandy	\$ 325,269	\$ 710,141	\$ 1,035,410	5.53%
Hoodland	\$ -	\$ 252,747	\$ 252,747	1.35%
Tualatin	\$ 95,286	\$ -	\$ 95,286	0.51%
West Linn	\$ 1,468,250	\$ 174,912	\$ 1,643,162	8.78%
Wilsonville	\$ 1,076,779	\$ 167,916	\$ 1,244,695	6.65%
Oak Lodge	\$ -	\$ 1,396,670	\$ 1,396,670	7.46%
Total	\$ 9,977,571	\$ 8,745,587	\$ 18,723,158*	100.00%

*Does not include the Oak Lodge fund balance held in the Library District Fund



Financial Trends

- Revenue trends
 - Growth in Property Tax Revenue for Fiscal Year 2018/2019 estimated by Assessor to be 4.5 %
- Expenditure trends
 - N/A – funds distributed to libraries
- FTE:
 - Fiscal Year 2018/2019 total FTE = 0



Accomplishments

- Provided District libraries with revenue estimates for Fiscal Year 2018/2019 allowing them to better manage and plan for their operations
- Prepared and managed annual budget, supplemental budgets and financial statements on behalf of Library District
- Provided District libraries with timely distribution of funds
- Provided staff support to Library District Advisory Committee



Policy Level Proposals

None



Future Issues & Trends

- A Library District Task Force is being organized to advise the Board on issues of library services, library funding, and District governance.
 - BCS will provide administrative support to this task force.



Questions?

<http://www.clackamas.us/librarydistrict/>



LINCC Libraries in Clackamas County	
CANBY	(503) 266-3394
ESTACADA	(503) 630-8273
GLADSTONE	(503) 656-2411
HAPPY VALLEY	(503) 783-3456
HOODLAND	(503) 622-3460
LAKE OSWEGO	(503) 636-7628
MILWAUKIE LEDDING	(503) 786-7580
MOLALLA	(503) 829-2593
OAK LODGE	(503) 655-8543
OREGON CITY	(503) 657-8269
SANDY	(503) 668-5537
WEST LINN	(503) 656-7853
WILSONVILLE	(503) 682-2744
PHONE RENEWAL	(503) 659-8634
ILL RENEWAL	(503) 723-4900

Welcome

LINCC.ORG
Libraries in Clackamas County