

## Parent Survey Report: One School in One Data Collection Period

**School Name:** Clackamas River Elementary

**Set ID:** 16505

**School Group:** Clackamas County

**Month and Year Collected:** March 2017

**School Enrollment:** 0

**Date Report Generated:** 07/10/2017

**% Range of Students Involved in SRTS:** Don't Know

**Tags:**

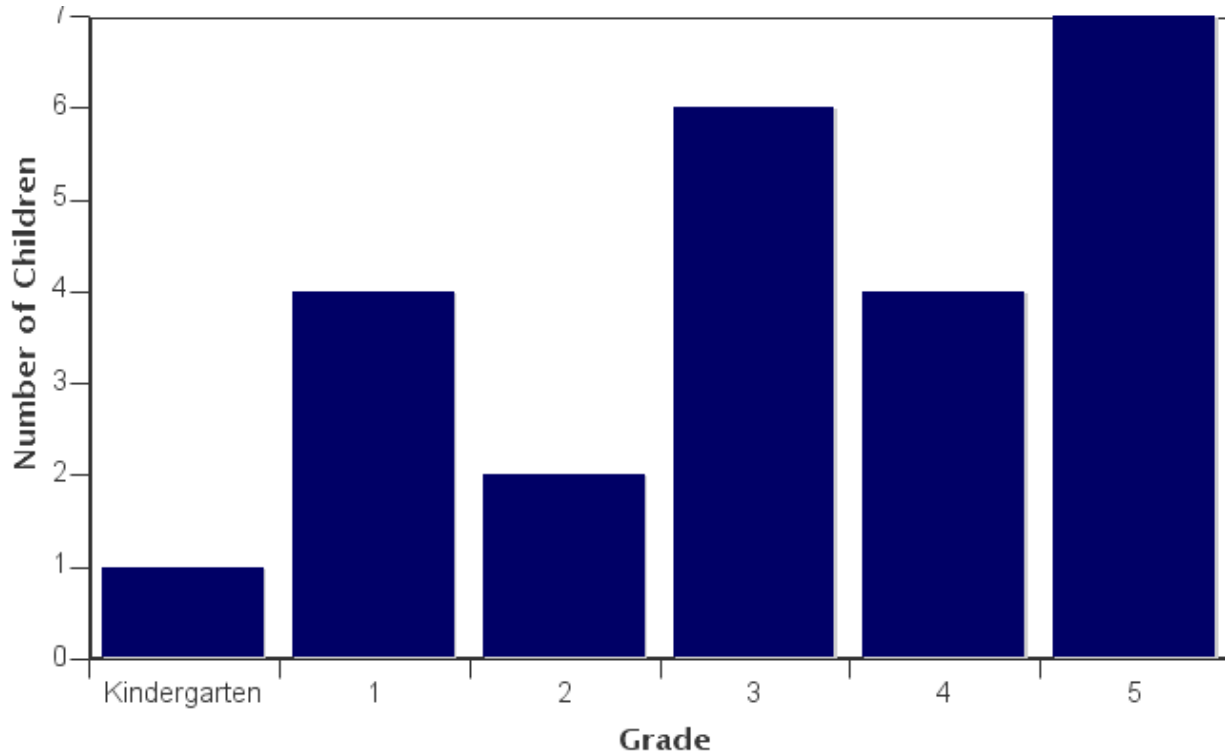
**Number of Questionnaires Distributed:** 0

**Number of Questionnaires  
Analyzed for Report:** 25

This report contains information from parents about their children's trip to and from school. The report also reflects parents' perceptions regarding whether walking and bicycling to school is appropriate for their child. The data used in this report were collected using the Survey about Walking and Biking to School for Parents form from the National Center for Safe Routes to School.

\*\*Because less than 30 questionnaires are included in this report, each graph and table display counts rather than percentage information.

Grade levels of children represented in survey



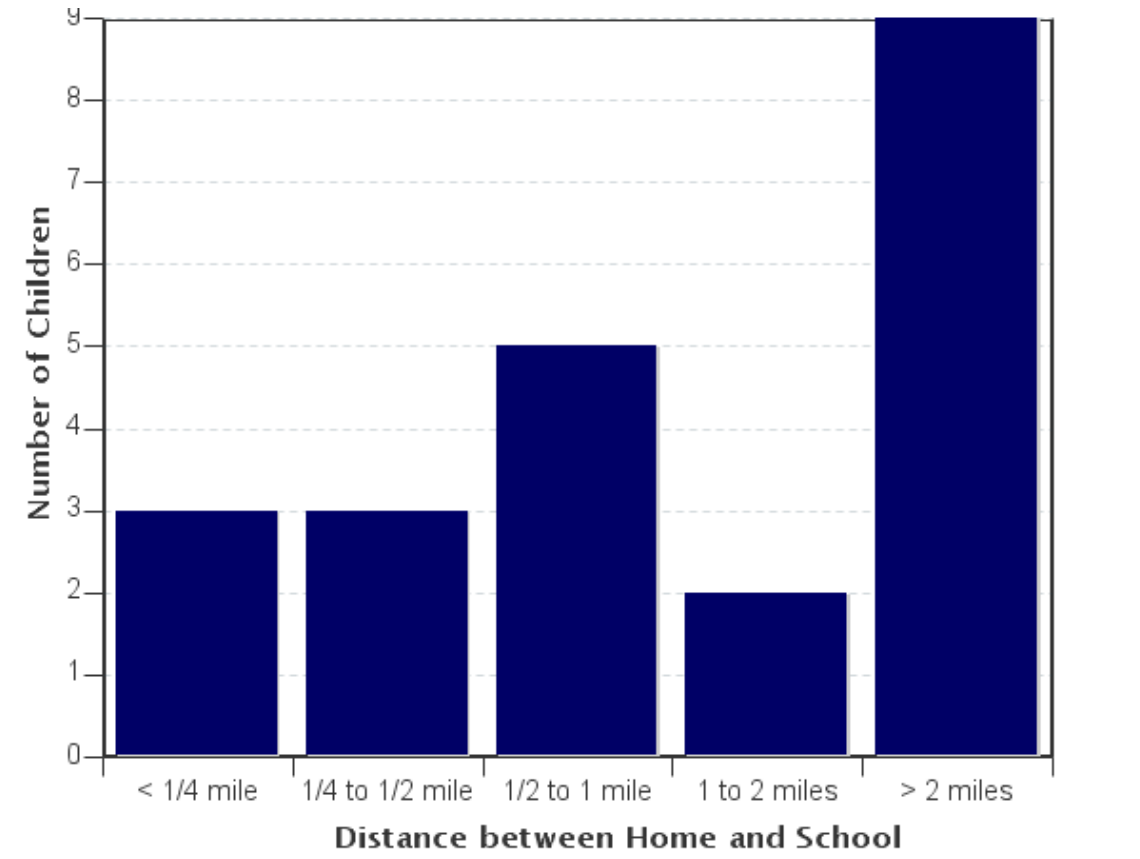
Grade levels of children represented in survey

Grade in School	Responses per grade
	Number
Kindergarten	1
1	4
2	2
3	6
4	4
5	7

No response: 0

Numbers rather than percents are displayed because the number of respondents for this question was less than 30.

Parent estimate of distance from child's home to school



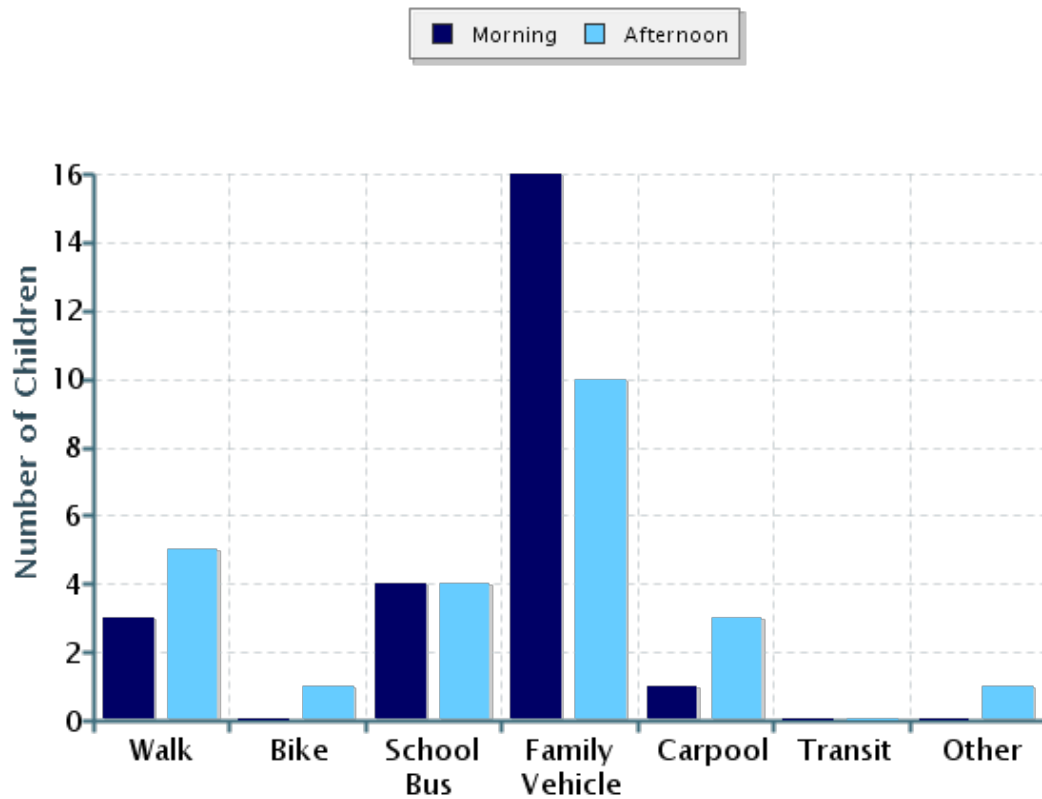
Parent estimate of distance from child's home to school

Distance between home and school	Number of children
Less than 1/4 mile	3
1/4 mile up to 1/2 mile	3
1/2 mile up to 1 mile	5
1 mile up to 2 miles	2
More than 2 miles	9

Don't know or No response: 3

Numbers rather than percents are displayed because the number of respondents for this question was less than 30.

### Typical mode of arrival at and departure from school



### Typical mode of arrival at and departure from school

Time of Trip	Number of Trips	Walk	Bike	School Bus	Family Vehicle	Carpool	Transit	Other
Morning	24	3	0	4	16	1	0	0
Afternoon	24	5	1	4	10	3	0	1

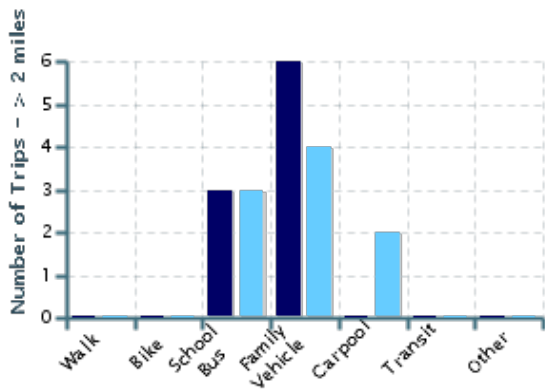
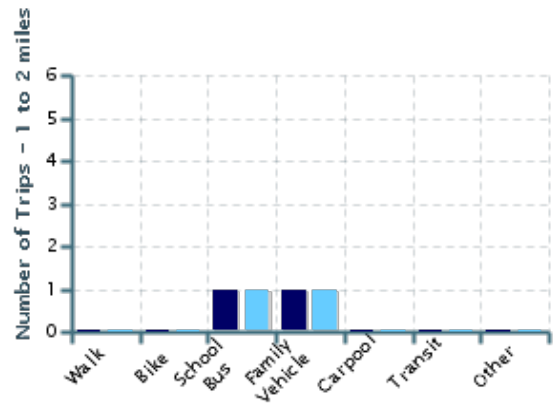
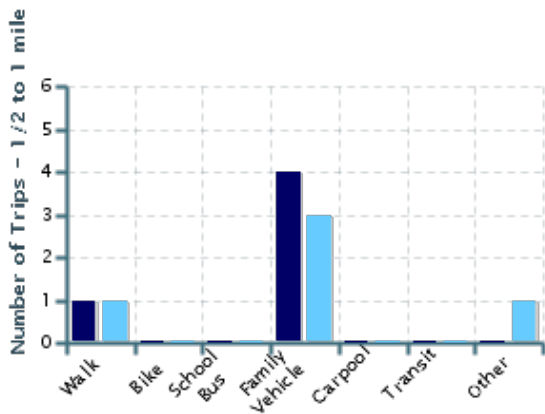
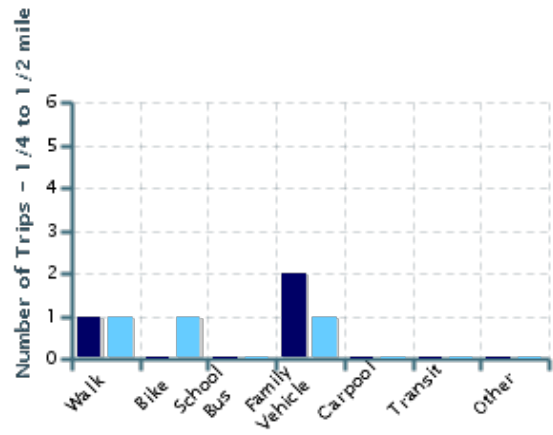
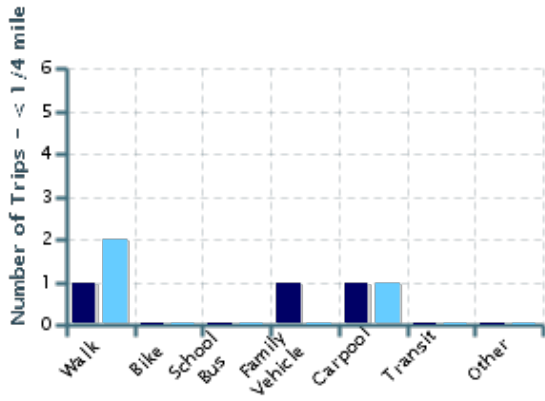
No Response Morning: 1

No Response Afternoon: 1

Numbers rather than percents are displayed because the number of respondents for this question was less than 30.

# Typical mode of school arrival and departure by distance child lives from school

■ Morning
 ■ Afternoon



## Typical mode of school arrival and departure by distance child lives from school

### School Arrival

Distance	Number within Distance	Walk	Bike	School Bus	Family Vehicle	Carpool	Transit	Other
Less than 1/4 mile	3	1	0	0	1	1	0	0
1/4 mile up to 1/2 mile	3	1	0	0	2	0	0	0
1/2 mile up to 1 mile	5	1	0	0	4	0	0	0
1 mile up to 2 miles	2	0	0	1	1	0	0	0
More than 2 miles	9	0	0	3	6	0	0	0

Don't know or No response: 3

Numbers rather than percents are displayed because the number of respondents for this question was less than 30.

### School Departure

Distance	Number within Distance	Walk	Bike	School Bus	Family Vehicle	Carpool	Transit	Other
Less than 1/4 mile	3	2	0	0	0	1	0	0
1/4 mile up to 1/2 mile	3	1	1	0	1	0	0	0
1/2 mile up to 1 mile	5	1	0	0	3	0	0	1
1 mile up to 2 miles	2	0	0	1	1	0	0	0
More than 2 miles	9	0	0	3	4	2	0	0

Don't know or No response: 3

Numbers rather than percents are displayed because the number of respondents for this question was less than 30.

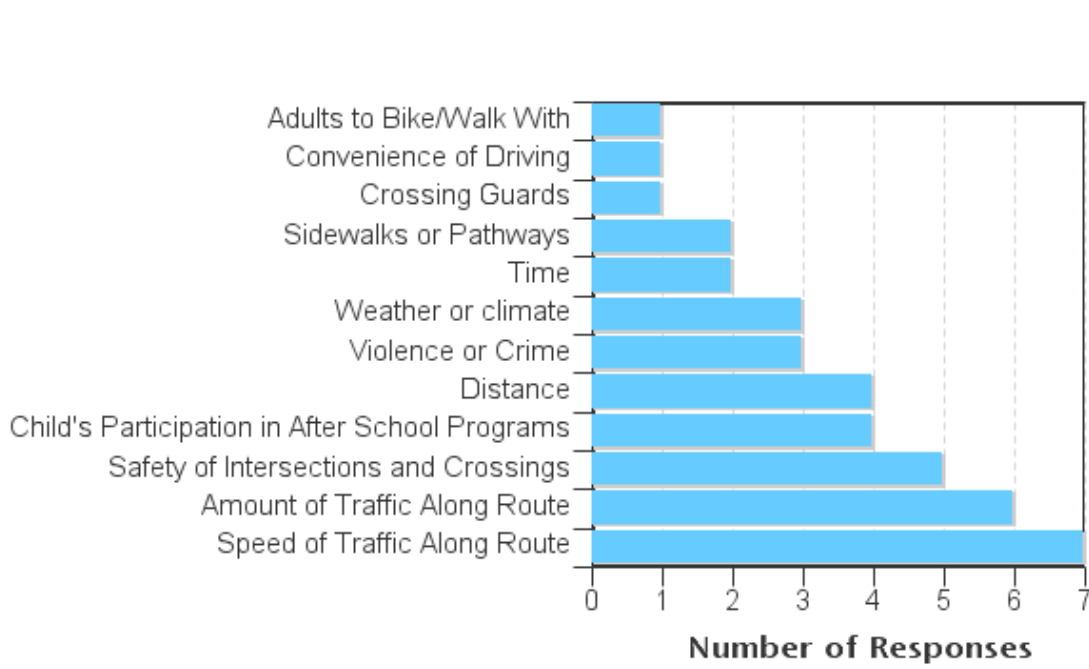
Number of children who have asked for permission to walk or bike to/from school by distance they live from school

Asked Permission?	Number of Children	Less than 1/4 mile	1/4 mile up to 1/2 mile	1/2 mile up to 1 mile	1 mile up to 2 miles	More than 2 miles
Yes	11	2	3	4	2	0
No	10	0	0	1	0	9

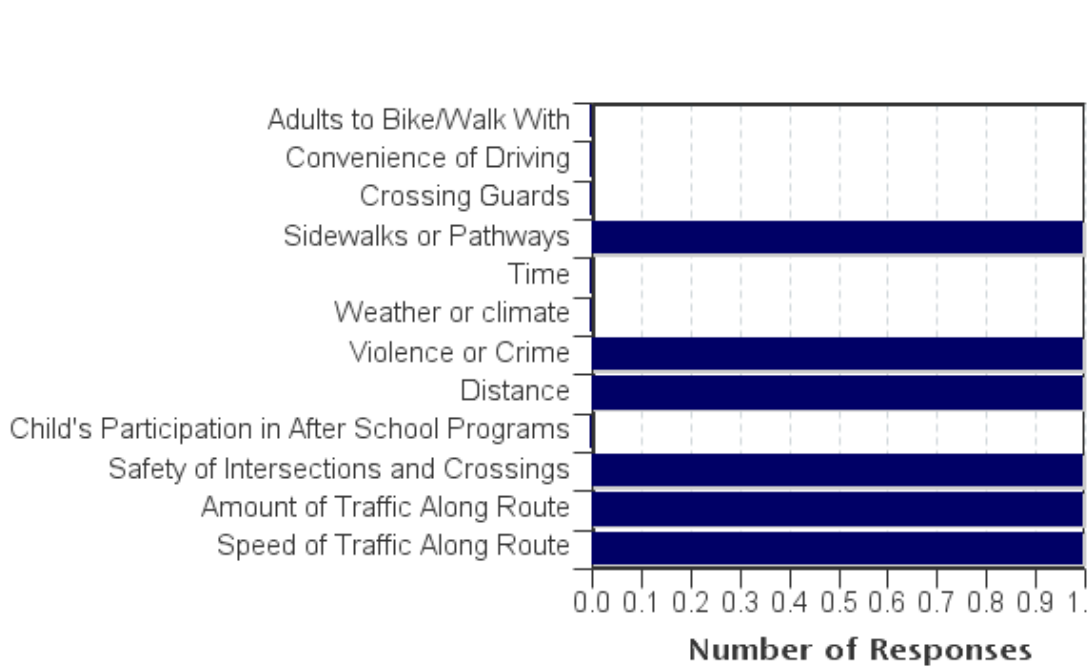
Don't know or No response: 4

Numbers rather than percents are displayed because the number of respondents for this question was less than 30.

Issues reported to affect the decision to not allow a child to walk or bike to/from school by parents of children who do not walk or bike to/from school



Issues reported to affect the decision to allow a child to walk or bike to/from school by parents of children who already walk or bike to/from school





Issues reported to affect the decision to allow a child to walk or bike to/from school by  
parents of children who already walk or bike to/from school

Issue	Child does not walk/bike to school	Child walks/bikes to school
Speed of Traffic Along Route	7	1
Amount of Traffic Along Route	6	1
Safety of Intersections and Crossings	5	1
Child's Participation in After School Programs	4	0
Distance	4	1
Violence or Crime	3	1
Weather or climate	3	0
Time	2	0
Sidewalks or Pathways	2	1
Crossing Guards	1	0
Convenience of Driving	1	0
Adults to Bike/Walk With	1	0
<b>Number of Respondents per Category</b>	<b>8</b>	<b>2</b>

No response: 15

Note:

--Factors are listed from most to least influential for the 'Child does not walk/bike to school' group.

Parents' opinions about how much their child's school encourages or discourages walking and biking to/from school

Level of support	Number of children
Strongly Encourages	1
Encourages	2
Neither	22
Discourages	0
Strongly Discourages	0

Parents' opinions about how much fun walking and biking to/from school is for their child

Level of fun	Number of children
Very Fun	4
Fun	6
Neutral	12
Boring	0
Very Boring	0

Parents' opinions about how healthy walking and biking to/from school is for their child

How healthy	Number of children
Very Healthy	9
Healthy	8
Neutral	6
Unhealthy	0
Very Unhealthy	0

## Comments Section

SurveyID	Comment
1549436	My kids walk home despite some of my concerns for health and convenience reasons. But having sidewalks would make me feel SO much better! Sidewalks on the route particularly Shafford and Ginseng crosswalk on Pierce from CR Elementary
1549447	My kids walk with a group of kids or they don't walk at all. My kids sometimes walk home with friends to go to their place since we are homeless and staying in Portland.
1549450	We live up very steep hill (problem #1). We have one mile on high speed highway (prob #2). Another uphill route w/o bike lane (prob #3).
1549443	None. I don't feel my child is responsible enough to walk bike to school.
1549448	We don't live downtown Estacada.
1549439	My children walk to the library after school then catch a transit bus. I wish the path to the library was more safe + had sidewalks. MANY children walk this route.
1549451	We live just minutes from all three schools, but the bus picks up @ 6:50 giving an hour bus route. She could get another hour of sleep if the bus picked up later or the school opened sooner allowing for parent drop-off.
1549445	Rural school distances too great to promote either walking or bike.
1549442	We are over 20 miles outside of town. Under NO circumstances would my child ever walk/bike to school. Sorry!
1549456	We live to far form the school. The roads condition & lack of sidewalks make it hard for me to even walk her. It is too dangerous for her to walk alone.
1549455	Not all the children have the means to have proper attire- jackets, hats, shoes that don't "flip-flop" to be walking in all kinds of weather. Crosswalks needed to cross Cemetary Rd at the walk path & at Foothills.
1549457	We live close to Colton than Estacada. Walking is only an option if we have after school activities.