

CLACKAMAS COUNTY BOARD OF COUNTY COMMISSIONERS

Policy Session Worksheet

Presentation Date: June 15, 2021 **Approx. Start Time:** 1:30 **Approx. Length:** 60 minutes

Presentation Title: Annual Review of Clackamas County Solid Waste Collection Fees

Department: Transportation and Development - Sustainability & Solid Waste Program

Presenters: Dan Johnson, DTD Director; Eben Polk, Sustainability Supervisor; Rick Winterhalter, Senior Sustainability Analyst

Other Invitees: Beth Vargas Duncan representing the *Clackamas County Refuse & Recycling Association*; Cheryl Bell, DTD Assistant Director; Tenille Beseda, Sustainability Analyst

WHAT ACTION ARE YOU REQUESTING FROM THE BOARD?

To take action on the recommendation from the Solid Waste Commission and staff to increase Solid Waste Collection Fees effective July 1, 2021.

EXECUTIVE SUMMARY:

The purpose of this policy session is to present the findings of the County's annual solid waste fee review and the fee increase recommendation from staff and the Solid Waste Commission.

Overview

The Sustainability & Solid Waste Program, which is part of the Department of Transportation and Development (DTD), is responsible for managing the County's Integrated Solid Waste Collection System. This work includes an annual review of the production records of the nine franchised garbage and recycling collection companies.

The purpose of the review is to ensure that solid waste collection services are provided to residents and businesses safely, cost-effectively, efficiently, and in a manner that supports the benefits of recovering materials from the system. The review is used to establish the fees charged for the variety of services the County requires our franchised collectors to offer, and to ensure a fair return to the collectors. A contracted certified public accountant assists in this review process by reviewing franchisee financial records, creating summaries, and providing analysis.

Historically, the County has recognized the administrative and strategic value of an annual review, coupled with annual adjustments as necessary to keep fees and real costs aligned. These adjustments may come in the form of fee increases, adding additional collection services, or a combination of these options. This review model prevents large and unexpected increases for customers that can result from less frequent reviews. The Solid Waste Commission last recommended increasing fees in 2020, and the Board adopted and made effective these new fees on July 1, 2020.

Background

When looking at the annual review, some context is helpful when reviewing the results.

Service Zones

The County is divided into four service zones:

- 1) Urban Zone (defined as the area within the Metro Urban Growth Boundary established prior to March 2003),
- 2) Rural Zone,
- 3) Distant Rural Zone, and;
- 4) Mountain Zone.

These zones are differentiated by geography, the services offered (for example, curbside yard debris service is not included outside the Urban zone), and the distances traveled by the franchisees between the customers they serve and the disposal sites.

Operating Margin

The County's practice, consistent with other communities in Oregon, is to set fees at a level that targets a 10% operating margin, with an acceptable range of 8-12%. This approach has been used since the mid-1980s when the County established uniform fees. (Previously the County approved different fees per collector.) The concept of using a range for an acceptable operating margin to inform the direction of the Annual Review was suggested by third-party CPAs. The variance in reported expenses and revenues year over year are better suited to review within the context of a range.

Our franchised collectors cover certain costs from their margin, per guidelines reviewed by our third-party CPA. The collectors use their margin to cover:

- Income taxes;
- Reserves to run operations and pay for capital purchases; and
- Provide a return to ownership.

During the annual fee review, the County reviews the total costs and revenues across our fee zones—which we call the 'composite'. Comparing the revenues to the costs, one of the following courses of action is typically called for:

- 1) If revenues and costs place the operating margin **within** the acceptable range, and there are **no** known cost increases ahead, the current fees would be deemed appropriate, unless the Board seeks to approve a minor decrease or increase to get closer to the target margin.
- 2) If revenues and costs place the operating margin **within** the acceptable range, **and** there **are** known unavoidable cost increases ahead, our review process will indicate a fee increase to keep the system within the range and avoid larger increases later. **(Note: this is the situation for this year's fee review for the Urban and Rural zones.)**
- 3) If revenues and costs place the operating margin **above** the acceptable range, and there are **no** known cost increases ahead that will bring revenues down into the range, then the review process will indicate that the Board pursue a decrease in fees, provide additional services for customers, or some combination of these.

- 4) If revenues and costs place the operating margin below the range, consideration is given to providing additional revenue, above the known and measurable costs, in a proposed increase to bring the estimated margin within the range. **(Note: this is the situation for this year's fee review for the Distant Rural zone.)**

Effects of the Covid-19: Global Pandemic

In response to the viral pandemic, on March 23, 2020, Governor Kate Brown issued executive order 20-12. The order required all non-essential businesses to close and citizens to shelter in place. Declared as an essential service, solid waste collection in the County continued normal collection schedules. The only temporary suspension in service was the collection of bulky waste, which requires more than one person to collect.

Underscored by a Board of Commissioners emergency declaration, the franchised collectors joined PGE, Northwest Natural, and water/sewer service providers in a policy to continue service to those businesses and residences unable to pay their bill due to circumstances caused by the pandemic. As a result, the franchisees had higher than normal accounts with unpaid balances through part of 2020. In February 2021, the Board discontinued this provision of the County's COVID-19 emergency declaration, allowing the franchisees to begin collecting on the unpaid balances. The recommended fee increases do not include any elements specifically intended to recover revenues lost from the COVID-19 pandemic.

Anecdotally, and not surprisingly, the shelter-in-place policy increased the amount of garbage and recycling coming from residences. Our collection companies also noticed that some residential customers shifted to larger garbage carts. The commercial sector saw a minor decline in services and revenue.

Some franchisees were able to secure US Small Business Administrative Paycheck Protection Program loans. The loans were used to keep employees, primarily drivers, on the payroll in order to avoid layoffs and the associated challenges of hiring and training new drivers. At the end of this year's review, the PPP loans had not been forgiven and therefore are not accounted for as revenue.

Annual Fee Review and Proposed Fee Increases

During the annual review process, franchisees submit detailed reports which are reviewed by staff and the contracted CPA. As questions arise, they are submitted to the franchisees for clarification. Site visits are conducted, as needed, to confirm the validity and accuracy of reported costs. County staff adjust or exclude reported costs as necessary to ensure the costs included in our review are appropriate.

As part of the review, we evaluate costs and test the impact of known costs and potential fee increases or decreases on the operating margins for each service zone, and for the system as a whole. For further details on the history of solid waste fees, refer to Attachments 3 and 4.

Our review of the allowable costs and revenues for 2020 showed that the margins for the Urban and Rural zones fell within the acceptable range at 10% and 9.1% respectively. The Distant Rural zone fell below the lower limit of the range at 5.6%. Across the analysis of all fee zones combined (which we term the 'composite') the revenues allowed a system-wide margin of 9.1%, as illustrated in *Attachment 1 (see the 2020 Adjusted table)*.

Looking at 2021, our system is incurring known and measurable increases in costs, described below. In order to maintain an operating margin within the acceptable range, our fee review

recommends proposed fee increases, also described below, including the projected operating margin associated with the proposed increases.

Proposed Fee Increase

As part of the Annual Review, fee increases are recommended, as necessary, to maintain alignment with costs of the services and to meet the target margin. For the 2021 Review, proposed increases to fees are based on known and measurable cost increases in all zones, with an additional amount in the Distant Rural zones because the operating margin in that zone has fallen below the accepted range.

The three known and measurable cost increases of providing garbage and recycling services are:

1. Labor cost increases (wages, medical, pension, etc.) of 2.4%,
2. An increase to the Metro tip fee on disposed waste that will increase effective July 1, 2021, and represents a 17.1% increase to disposal costs; and
3. An increase to fuel costs of 25.7%.

If the Board approves a fee adjustment effective July 1, 2021 to account for these combined known and measurable increases, this action will result in:

- A \$1.35-\$2.00¹ per-month increase to a customer at the service level of weekly collection of a 35-gallon cart (which is the most common service level);
- \$1.36-\$1.76 per yard for commercial container service;
- \$4.50 to the drop box collection fee; and
- a projected system-wide composite operating margin of 9.26%.

Attachment 2 (Proposed Fee Changes 2021) details the current and proposed fees for garbage and recycling service across all zones, types of service, and service levels.

As an illustrative example, the tables below detail proposed fee changes for the most common types of residential, commercial and drop-box service. For the 35-gallon residential garbage service, this includes a table showing the current and proposed fees, a table detailing how each area of cost increases (e.g. labor, fuel, disposal) are contributing to the total proposed increase, and historical rates for this service back to 2014.

Example of Proposed Residential Fees and History – Tables 1-3

Table 1. Current and proposed fees – Residential 35-gallon cart collected weekly

Service Zone	Current Monthly Rate	Proposed Monthly Rate	\$ Change	% Change
Urban	\$33.70	\$35.05	\$1.35	4.0%
Rural	30.75	32.25	1.50	4.9%
Distant Rural	35.65	37.65	2.00	5.6%
Mountain	36.90	38.85	2.00	5.4%

Note: See *Attachment 2* for all other service levels.

¹ The difference in the proposed rate increases reflects that rates are different per service zone.

Table 2. Components of the proposed fee increase across zones for a residential 35-gallon cart collected weekly.

This table illustrates how labor, fuel, and disposal cost increases each contribute to the proposed fee increase.

Fee Component	Urban	Rural	Distant Rural/ Mountain
Labor	\$0.17	\$0.16	\$0.23
Fuel	\$0.09	\$0.21	\$0.29
Tip (Disposal) Fee	\$0.91	\$0.91	\$0.91
Revenue Shortfall			\$0.28
<i>Sub Total</i>	<i>\$1.16</i>	<i>\$1.28</i>	<i>\$1.71</i>
10% Margin & 5% Franchise Fee	\$0.21	\$0.23	\$0.30
<i>Proposed Increase</i>	<i>\$1.35</i>	<i>\$1.50</i>	<i>\$2.00</i>

Table 3. Recent history of monthly rates for a residential 35-gallon cart collected weekly

Service Zone	2014	2015	2016	2017	2018	2019	2020
Urban	\$28.90	\$29.95	\$30.05	\$30.05	\$32.55	\$33.15	\$33.70
Rural	25.60	26.25	26.35	26.35	29.35	30.20	30.75
Distant Rural	30.60	31.25	31.35	31.35	34.35	35.10	35.65
Mountain	31.85	32.50	32.60	32.60	35.60	36.35	36.90

Example of Proposed Commercial Fees – Tables 4-6

For commercial customers the tables below illustrate the current and proposed fees for the typical service of a 4-yard container, collected twice weekly, and for a drop box.

Table 4. Current and proposed fees – Commercial 4 yard container service, collected twice a week

Service Zone	Current Monthly Rate- 4 yd container 2x/week	Proposed Increase Per Cubic Yard	Proposed Monthly Rate: 4 yd container 2x/week	\$ Change per month	% Change
Urban	\$604.13	\$1.36	\$651.24	\$47.11	7.8%
Rural	756.23	1.50	808.19	51.96	6.9%
Distant Rural /Mountain	812.54	1.76	873.51	60.97	7.5%

Table 5. Components of the proposed fee increase across zones for 1 cubic yard of commercial service.

This table illustrates how labor, fuel, and disposal cost increases each contribute to the proposed fee increase.

Fee Components 1 Cubic Yard:	Urban	Rural	Distant Rural
Labor	\$0.06	\$0.10	\$0.12
Fuel	\$0.04	\$0.13	\$0.14
Tip (Disposal) Fee	\$1.05	\$1.05	\$1.24
<i>Sub Total</i>	<i>\$1.15</i>	<i>\$1.27</i>	<i>\$1.50</i>
Margin (10%) & Franchise Fee (5%)	\$0.20	\$0.22	\$0.26
<i>Proposed Increase</i>	<i>\$1.36</i>	<i>\$1.50</i>	<i>\$1.76</i>

Table 6. Proposed Fees - Drop Boxes

Open Box Size	Current Fee	Proposed Fee	\$ Change	% Change
10 and 20 cu. yard	\$155.00	\$159.50	\$4.50	2.9%
30 cu. yard	165.00	\$169.50	\$4.50	2.7%
40 cu. yard	175.00	\$179.50	\$4.50	2.6%

Note: The fees adopted by the Board for drop box service do not include the cost of disposal at a landfill or transfer station. The franchisees pass that cost through to the customer separately. (See Attachment 5 for complete Proposed Fee Schedule)

Solid Waste Commission Recommendation

The Solid Waste Commission, the County's formal advisory body reflecting public participation in managing the solid waste system, met on May 20, 2021 to consider the Annual Review and the proposed fee increase. The Commission voted to accept the Review, approve the proposed fee increase, and for their recommendation to be forward to the Board for consideration.

FINANCIAL IMPLICATIONS (current year and ongoing):

Is this item in your current budget? N/A

What is the cost? N/A

What is the funding source? N/A

Residential customers and businesses with container and cart service will experience an increase in their garbage and recycling collection bill. Customers using drop box service will also experience increases in costs of collection services for all sizes of open and compacted drop boxes. The County's revenues from franchise fees will remain relatively flat. Our franchised

garbage and recycling collectors will be able to earn enough revenue to provide consistent service with a margin in the acceptable range (projected at 9.26% - see Attachment 1, 2021 Estimated Results).

Without the proposed fee increase, each of the fee zones are estimated to fall below the range in 2021, when we do the next fee review (in spring 2022): Urban 5.59%; Rural 4.00% and Distant Rural 2.86%. Viewed at the composite level across the system, the margin would likely be around 4 - 4.5%. In the Urban zone alone this translates to an approximate \$1,000,000 shortfall.

STRATEGIC PLAN ALIGNMENT:

- **How does this item align with your Department's Strategic Business Plan goals?**
Our Departmental and program mission includes providing franchise oversight of the solid waste system to ensure franchisees have the ability to provide, and customers continue to receive, safe, efficient and timely garbage and recycling services.
- **How does this item align with the County's Performance Clackamas goals?**
Every county resident and business has access to safe, convenient garbage and recycling services to *ensure a safe and healthy community*. The annual review provides assurances customers are provided fair value for the services they receive.

LEGAL/POLICY REQUIREMENTS:

ORS 459 and 459A authorize the County to franchise solid waste collection services. County Code Chapter 10.03 requires a review of the solid waste collection system to ensure the public receives the services required, and the County's franchisees are able to provide those services safely, efficiently, and with a reasonable return.

PUBLIC/GOVERNMENTAL PARTICIPATION:

The Solid Waste Commission, the County's formal advisory body reflecting public participation in managing the solid waste system, convened to discuss the annual review and make recommendations to the Board. Staff, Bell & Associates, Inc. and the franchisees have participated in the annual review.

OPTIONS:

1. Maintain fees at current levels until next year's annual fee review.
2. Approve a fee increase based on the existing known and measurable costs, for cart, container, and drop box services to be effective July 1, 2021, and as approved by the Solid Waste Commission.
3. Propose an alternative to the proposed increase.

RECOMMENDATION:

Staff respectfully recommends Option 2: Approve a fee increase based on the existing known and measurable costs, for cart, container, and drop box services to be effective July 1, 2021, and as approved by the Solid Waste Commission.

ATTACHMENTS:

1. Annual Summaries
2. Proposed Fees
3. Fee History Chart
4. Fee History Narrative
5. Proposed Fee Schedule

SUBMITTED BY:

Division Director/Head Approval _____

Department Director/Head Approval _____

County Administrator Approval _____

<p>For information on this issue or copies of attachments, please contact Rick Winterhalter at 503-742-4466.</p>
--

Fee Zone Summaries

2020 Adjusted

	Urban Total	Rural Total	Distant Rural Total	Total County
Collection & Service Revenues	24,078,058	12,439,732	6,059,306	42,577,096
Direct Costs of Operations	18,390,220 % of revenue	9,619,298 % of revenue	4,782,141 % of revenue	32,791,660 % of revenue
Disposal Expense	8,234,715 34%	3,912,754 31%	1,422,239 23%	13,569,708 32%
Labor Expense	4,985,192 21%	2,936,859 24%	1,803,761 30%	9,725,812 23%
Truck Expense	2,444,263 10%	1,579,078 13%	883,550 15%	4,906,890 12%
Equipment Expense	1,367,242 6%	435,293 3%	172,661 3%	1,975,196 5%
Franchise Fees	1,049,937 4%	525,042 4%	281,293 5%	1,856,271 4%
Other Direct Expense	308,872 1%	230,273 2%	218,637 4%	757,782 2%
Indirect Costs of Operations	3,299,699	1,715,225	945,592	5,960,516
Management Expense	840,953 3%	429,658 3%	192,784 3%	1,463,395 3%
Administrative Expense	919,199 4%	565,038 5%	399,202 7%	1,883,439 4%
Other Overhead Expenses	1,539,547 6%	720,529 6%	353,606 6%	2,613,682 6%
Total Cost	21,689,919	11,334,523	5,727,733	38,752,176
Less Unallowable Costs	19,408	21,510	10,145	51,063
Allowable Costs	21,670,511	11,313,013	5,717,588	38,701,113
Franchise Income	2,407,547	1,126,719	341,718	3,875,984
Return on revenues	10.00%	9.06%	5.64%	9.10%

2021 Estimated Results

	Urban Total	Rural Total	Distant Rural Total	Total County
Collection & Service Revenues	24,472,856	12,630,147	6,119,761	43,222,764
Rate Increase	503,164	253,673	198,929	955,767
Direct Costs of Operations	19,189,708	10,075,125	4,914,814	34,179,647
Disposal Expense	8,815,303	4,198,264	1,485,268	14,498,835
Labor Expense	5,079,443	2,994,155	1,838,359	9,911,957
Truck Expense	2,497,393	1,651,278	927,087	5,075,757
Equipment Expense	1,367,242	435,293	172,661	1,975,196
Franchise Fees	1,121,455	565,864	272,802	1,960,121
Other Direct Expense	308,872	230,273	218,637	757,782
Indirect Costs of Operations	3,310,543	1,722,857	949,974	5,983,375
Management Expense	845,402	432,424	193,871	1,471,696
Administrative Expense	925,594	569,905	402,497	1,897,996
Other Overhead Expenses	1,539,547	720,529	353,606	2,613,682
Total Cost	22,500,251	11,797,983	5,864,788	40,163,022
Less Unallowable Costs	44,950	21,510	10,145	76,605
Allowable Costs	22,455,301	11,776,473	5,854,643	40,086,417
Franchise Income	2,520,719	1,107,348	464,047	4,092,114
Return on revenues	10.09%	8.59%	7.34%	9.26%

Proposed Fee Changes 2021

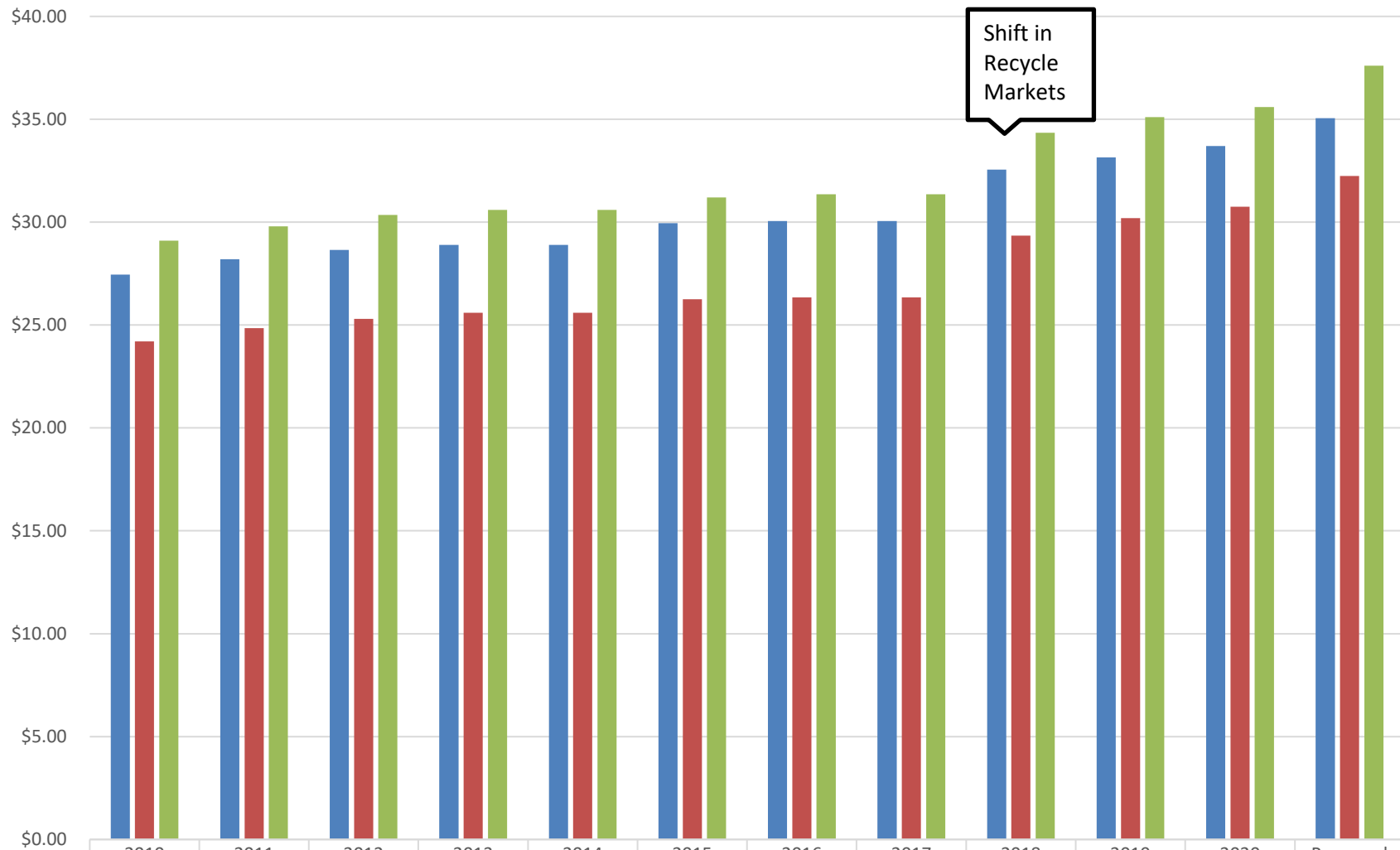
Urban	Carts		Adjustment	
Current Fee	Service Level	Proposed	\$	%
\$ 29.15	20 gal Singlefamily	\$ 29.70	0.55	1.9%
\$ 33.15	32 gal	\$ 33.70	0.55	1.7%
\$ 42.80	60 gal	\$ 43.40	0.60	1.4%
\$ 49.90	90 gal	\$ 50.55	0.65	1.3%
\$ 14.90	On Call	\$ 15.45	0.55	3.7%
\$ 15.65	Monthly	\$ 16.20	0.55	3.5%
\$ 24.65	20 gal Multifamily	\$ 25.20	0.55	2.2%
\$ 28.65	32 gal	\$ 29.20	0.55	1.9%
\$ 29.20	35 gal Commercial	\$ 29.75	0.55	1.9%
\$ 40.75	60 gal	\$ 41.35	0.60	1.5%
\$ 43.75	90 gal	\$ 44.40	0.65	1.5%
\$ 7.35	Recycling Only	\$ 7.45	0.10	1.4%
\$ 5.95	YD Subscription	\$ 6.05	0.10	1.7%
\$ 4.25	YD 2nd Cart	\$ 4.30	0.05	1.2%
Urban	Containers		Adjustment	
Current Fee	Service Level	Proposed	Adjustment	%
\$ 103.05	1 yard weekly	\$ 104.35	1.30	1.3%
\$ 173.47	2 yard weekly	\$ 176.07	2.60	1.5%
\$ 339.20	2 yard 2x weekly	\$ 344.40	5.20	1.5%
\$ 593.74	4 yard 2x weekly	\$ 604.13	10.39	1.8%

Rural	Carts		Adjustment	
Current Fee	Service Level	Proposed	\$	%
\$ 26.25	20 gal Singlefamily	\$ 26.80	0.55	2.1%
\$ 30.20	32 gal	\$ 30.75	0.55	1.8%
\$ 41.95	60 gal	\$ 42.55	0.60	1.4%
\$ 47.80	90 gal	\$ 48.45	0.65	1.4%
\$ 15.35	On Call	\$ 15.90	0.55	3.6%
\$ 16.20	Monthly	\$ 16.70	0.50	3.1%
\$ 24.65	20 gal Multifamily	\$ 25.20	0.55	2.2%
\$ 28.60	32 gal	\$ 29.10	0.50	1.7%
\$ 30.20	35 gal Commercial	\$ 30.75	0.55	1.8%
\$ 41.95	60 gal	\$ 42.55	0.60	1.4%
\$ 47.80	90 gal	\$ 48.45	0.65	1.4%
\$ 10.15	Recycling Only	\$ 10.30	0.15	1.5%
Rural	Containers		Adjustment	
Current Fee	Service Level	Proposed	\$	%
\$ 119.05	1 yard weekly	\$ 120.57	1.52	1.3%
\$ 208.13	2 yard weekly	\$ 211.16	3.03	1.5%
\$ 403.41	2 yard 2x weekly	\$ 409.47	6.06	1.5%
\$ 744.11	4 yard 2x weekly	\$ 756.23	12.12	1.6%

Distant Rural	Carts		Adjustment	
Current Fee	Service Level	Proposed	\$	%
\$ 30.85	20 gal Singlefamily	\$ 31.35	0.50	1.6%
\$ 35.10	32 gal	\$ 35.60	0.50	1.4%
\$ 45.60	60 gal	\$ 46.20	0.60	1.3%
\$ 51.45	90 gal	\$ 52.10	0.65	1.3%
\$ 15.70	On Call	\$ 16.25	0.55	3.5%
\$ 17.80	Monthly	\$ 18.33	0.53	3.0%
\$ 29.25	20 gal Multifamily	\$ 29.80	0.55	1.9%
\$ 33.50	32 gal	\$ 34.05	0.55	1.6%
\$ 35.10	35 gal Commercial	\$ 35.60	0.50	1.4%
\$ 45.60	60 gal	\$ 46.20	0.60	1.3%
\$ 51.45	90 gal	\$ 52.10	0.65	1.3%
\$ 10.25	Recycling Only	\$ 10.40	0.15	1.5%
Distant Rural	Containers		Adjustment	
Current Fee	Service Level	Proposed	\$	%
\$ 133.31	1 yard weekly	\$ 134.83	1.52	1.1%
\$ 228.40	2 yard weekly	\$ 231.43	3.03	1.3%
\$ 435.69	2 yard 2x weekly	\$ 441.75	6.06	1.4%
\$ 800.42	4 yard 2x weekly	\$ 812.54	12.12	1.5%

Mountain	Carts		Adjustment	
Current Rate	Service Level	Proposed	\$	%
\$ 32.10	20 gal Singlefamily	\$ 32.60	0.50	1.6%
\$ 36.35	32 gal	\$ 36.85	0.50	1.4%
\$ 16.00	On Call	\$ 16.55	0.55	3.4%
\$ 18.10	Monthly	\$ 18.63	0.53	2.9%
\$ 30.50	20 gal Multifamily	\$ 31.05	0.55	1.8%
\$ 34.75	32 gal	\$ 35.30	0.55	1.6%
\$ 36.35	35 gal Commercial	\$ 36.85	0.50	1.4%
\$ 10.25	Recycling Only	\$ 10.40	0.15	1.5%
Mountain	Containers		Adjustment	
Current Rate	Service Level	Proposed	\$	%
\$ 152.36	1 yard weekly	\$ 153.88	1.52	1.0%
\$ 266.50	2 yard weekly	\$ 269.53	3.03	1.1%
\$ 511.90	2 yard 2x weekly	\$ 517.96	6.06	1.2%
\$ 952.84	4 yard 2x weekly	\$ 964.96	12.12	1.3%

35 gallon cart fees by zone



	2010	2011	2012	2013	2014	2015	2016	2017	2018	2019	2020	Proposed
Urban	\$27.45	\$28.20	\$28.65	\$28.90	\$28.90	\$29.95	\$30.05	\$30.05	\$32.55	\$33.15	\$33.70	\$35.05
Rural	24.20	24.85	25.30	25.60	25.60	26.25	26.35	26.35	29.35	30.2	30.75	32.25
Distant Rural	29.10	29.80	30.35	30.60	30.60	31.20	31.35	31.35	34.35	35.10	35.60	37.60

Urban Rural Distant Rural

**Solid Waste Collection Fees History
2001- 2021**

Solid Waste Collection Fee Background

- ORS 459A.085(3) allows the Counties and Cities to “...*displace competition with a system of regulated [integrated solid waste] collection service by issuing franchises which may be exclusive if service areas are allocated.*”
- The State also provides to Cities and Counties the authority to assess fees that are adequate to provide necessary collection service and allow the recovery of the costs necessary to provide the opportunity to recycle.
- The Sustainability and Solid Waste program in the Department of Transportation and Development (DTD) is responsible for managing the County’s Integrated Solid Waste Collection System.
- One condition of maintaining a County franchise in good standing is:
On an annual basis submit production, sale and purchase records, which include income and expense statements, labor hours, truck hours, customer and receptacle counts, tonnage reports, and which may include, at the County’s option, financial statements and tax returns, for 12 month periods, beginning January 1 and ending December 31 of the previous year, for purposes of Solid Waste Management Fee review...(Clackamas County Solid Waste and Recycling Collection Services Administrative Regulations for Franchisee & Customer; Adopted 10/10/1994, Last amended 11/5/2009)
- The County currently franchises 9 companies to collect solid waste. Of the 9 companies three are publicly traded corporations and six are locally owned Subchapter C corporations. Some of the franchises consolidate their annual reports, resulting in fewer reports than franchisees.
- The County has a contract with Bell & Associates, Inc. a consulting firm specializing in solid waste financial analysis, to perform an analysis of the data submitted.
- The information submitted by the individual franchises is consolidated to create a composite ‘franchisee’. Costs are adjusted to eliminate those allowed for tax purposes but not allowed for determining collection fees. This composite is used to analyze the financial health of the entire system.
- The County determines the systems’ health based on return on revenues. The county’s policy is to measure the health of the solid waste collection system within a range of 8-12% return on revenues. When the system falls within this range typically consideration is given to contractual labor increases and increases in disposal costs. Special circumstances, such as the addition of new programs or anticipated increases in expenses outside the control of the companies, may cause exceptions.

History of Solid Waste Fees (copied from previous reports)

July 1, 2020

- Due to Covid, only known and measurable expenses and costs were considered, with the suggested adjustments provided to simply keep fees and real costs aligned. A thorough review, including site visits, was not performed. The summaries from this year are based only on reported numbers.

The three expenses that are known and measurable are:

- The Oregon Corporate Activity Tax (CAT), which went into effect on January 1, 2020, is imposed on companies who are doing business within the State. The tax is applied to Oregon taxable commercial activity, which is considered the total amount a business realized from transactions and activity in Oregon. The CAT is computed as \$250 plus 0.57% of a company's Oregon commercial activity of more than \$1 million. The composite tax rate for waste and recycling services within Clackamas County is calculated at 0.50% of revenue.
- Labor expense increases (wages, medical, pension, etc.) of 2.5%, and
- Metro Excise Tax increase of \$0.90 per ton of disposed waste is effective July 1, 2020, and represents a 0.46% increase to disposal expense, adding approximately \$0.05 to the monthly rate for a 35 gallon cart. (Attachment 2).

Residential 35 gallon cart	Current Monthly Rate	Proposed Monthly Rate	\$ Change	% Change
Urban	\$33.15	\$33.70	\$0.55	1.6%
Rural	30.20	30.75	\$0.55	1.8%
Distant Rural	35.10	35.65	\$0.55	1.5%
Mountain Zone	36.35	36.90	\$0.55	1.5%

Fee Zone	Proposed increase Per Cubic Yard	Current fee: 4 yd container 2x/week	Proposed fee: 4 yd container 2x/week	\$ Change	% Change
Urban	\$0.30	\$593.74	\$604.13	\$10.39	1.7%
Rural/Distant Rural /Mountain	\$0.35	\$800.42	\$812.54	\$12.12	1.5%

Open Box	Current	July 1, 2020	\$Change	% Change
10 and 20 cu.yd	\$150.00	\$155.00	\$5.00	3.2%
30 cu.yd	\$160.00	\$165.00	\$5.00	3.0%
40 cu.yd	\$170.00	\$175.00	\$5.00	2.9%

July 1, 2019

- The Metro Council has adopted an increase to the cost of yard debris disposal of \$6.38 per ton effective July 1, 2019. The cost to dispose garbage is not increasing.
- The cost of disposing yard debris is projected to increase by 6.7%.
- Additionally, labor, health benefits and the slight increase in yard debris disposal is considered in the proposed increase. Using the most common service level, the 32-gallon can/cart collected weekly, as an example the fee would increase from \$32.55 to \$33.15 per month (a \$0.60 increase) in the Urban fee zone. Residential customers in the Rural fee zone would see an increase of \$0.85 per month. The proposed increase for the Distant Rural and Mountain zones is \$0.75. All other classes of service follow similar proposed increases, relative to the 35 gallon cart.

Residential 35 gallon cart	Current	Proposed	Change	
Urban	\$32.55	\$33.15	\$0.60	1.8%
Rural	\$29.35	30.20	\$0.85	2.9%
Distant Rural	\$34.35	35.10	\$0.75	2.2%
Mountain Zone	\$35.60	36.35	\$0.75	2.1%

Recent History of Monthly 32-Gallon Cart / Can Fees							
	2013	2014	2015	2016	2017	2018	Proposed
Urban	\$28.90	\$28.90	\$29.95	\$30.05	\$30.05	\$32.55	\$33.15
Rural	25.60	25.60	26.25	26.35	26.35	\$29.35	30.20
Distant Rural	30.60	30.60	31.25	31.35	31.35	\$34.35	35.10
Mountain	31.85	31.85	32.50	32.6	32.6	\$35.60	36.35

- Increase for commercial container service reflecting the adjustments to labor, disposal and processing costs as mentioned above and a revenue adjustment to bring them into the range.

Commercial Container Fee Monthly Increase	
Fee Zone	Per Cubic Yard
Urban	\$0.20
Rural/Distant Rural/Mountain	\$0.50

- The returns in drop box service are below the targeted range. This is placing downward pressure on the composite returns. The Commission recommended an increase in general drop box service fees in 2017. Proposed increases to drop box services for 2019:

Open Box	Current	Proposed	Change
-----------------	----------------	-----------------	---------------

10 and 20 cu.yd	\$125.00	\$150.00	<i>20.0%</i>	<i>\$25.00</i>
30 cu.yd	\$145.00	\$160.00	<i>10.3%</i>	<i>\$15.00</i>
40 cu.yd	\$165.00	\$170.00	<i>3.0%</i>	<i>\$ 5.00</i>

May 1, 2018

- Note the 2 month early effective date.
- The County's collection system (and others across the state) has been impacted by an increase in the cost to process recyclables. Costs to process recyclables have increased 300-500% above the cost reflected in our current fees, and are expected to remain at this level for the time being.
- Analysis focused primarily on what was needed to capture the increasing processing costs in the future and a slight look back to the beginning of 2018.
- While the full annual review is not complete, we have reviewed the impact of increased processing costs, and known contractual increases in labor and disposal for the coming year. The Metro Council had their first hearing on March 15th of a recommended 2.6% increase in the cost of disposal (\$2.50 per ton) effective July 1, 2018. Labor costs are expected to rise by 4%.
- Reflecting known costs would result in an estimated increase of approximately \$2.50 to the monthly fee for a residential 35 gallon cart in the urban fee zone (from \$30.05/month), and \$1.50 per yard for urban commercial customers with container service (see Container Service table below). The rural zones would increase \$3.00 for a residential 35 gallon cart and container service would increase by \$2.00. All other fees would increase similarly.

July 1, 2017

- The Metro Council has adopted a small decrease to the cost of disposal of \$1.30 per ton effective July 1, 2017.
- No change to cart and container fees is proposed for 2017. This year's analysis recognizes a slight decrease in cost of garbage disposal in the coming year. Other expenses will increase in the coming year but our past increases and efficiencies gained by the franchisees have allowed the system to finally move into the middle of the targeted range of returns.
- The returns in drop box service are driving overall returns below the targeted range for the composite. The last increase in general drop box service fees was adopted by the Board in 2013. Specifically, the last fee adjustment was approved in 2013 for the standard roll off service-both open box and compactors. In 2015 a separate fee was approved for lidded boxes. Staff recommends an increase to the drop box collection fees for drop box and compactor collection services. The following table illustrates the proposed increase to drop box services for 2017.

Open Box	Current	Proposed	Change	
10 and 20 yd	\$119.00	\$125.00	<i>5.0%</i>	<i>\$ 6.00</i>
30 yd	\$136.00	\$145.00	<i>6.6%</i>	<i>\$ 9.00</i>
40 yd	\$153.00	\$165.00	<i>7.8%</i>	<i>\$ 12.00</i>

Lidded/Specialized 10/20 yard	\$135.00	\$150.00	11.1%	\$ 15.00
--	----------	-----------------	-------	----------

Compactor	Current	Proposed	Change	
<25 yards	\$135.00	\$150.00	11.1%	\$ 15.00
25-34 yards	\$169.00	\$189.00	11.8%	\$ 20.00
>34 yards	\$196.00	\$218.00	11.2%	\$ 22.00

-

- Drop Box Collection from Industrial sites with Special Wastes required to be delivered to an appropriately permitted out of the region landfill

	Current	Proposed	Change	
10/20 Yards	\$119.00	\$161.00	40.3%	\$42.00
30 Yards	\$136.00	\$178.00	37.5%	\$42.00

- Food Scrap collection included in commercial container service under current fees without an additional increase.
- The fee increases presented are proposed to take effect on July 1, 2017.

July 1, 2016

- Metro Council has approved an increase in the disposal fee by \$1.27 per ton effective July 1, 2016; increasing the tip fee to \$96.25. The current transaction fee, for customers with accounts (franchisees), is decreasing from \$3.00 to \$2.00. For analytical purposes when calculating disposal it is assumed each transaction is a five (5) ton load; therefore an additional \$0.40 (to account for the transaction fee at the transfer station) is added to the disposal fee to arrive at an effective disposal fee of \$ 96.65 beginning July 1, 2016. This increase has been factored into the projections calculated in the financial review.
- This year's analysis recognizes a slight increase in cost of garbage disposal, and known increases in contractual labor. While other upward pressures on expenses exist, past increases have allowed the system to finally move into the middle of the targeted range of returns. The minimal increase is being proposed to keep the composite within the range. Disposal and labor represent almost 50% of the costs to provide service and staff believes it is important to stay current with providing revenues necessary to cover expenses.
- The fee adjustment presented is proposed to take effect on July 1, 2016. Staff is proposing an increase for the most common service level, the 32 gallon can/cart collected weekly, of \$0.10 per month across all fee zones. This represents an incremental adjustment of about 0.3%.. All other classes of service follow similar adjustments for disposal. (*See Fee Background attachment for history*)
- The following tables illustrate staff's current proposed fee adjustments necessary in each zone to continue the provision of solid waste collection services the public has come to

expect. The 32-35 gallon can/cart is the predominant service level. (See attachment *Composite Summaries for proposed changes to other service levels.*)

32/35 gallon can/ cart	Current	Proposed	Change
Urban	\$29.95	\$30.05	\$0.10
Rural	\$26.25	\$26.35	\$0.10
Distant Rural	\$31.25	\$31.35	\$0.10
Mountain Zone	\$32.50	\$32.60	\$0.10

- Staff is proposing an increase for container service based on cubic yard serviced. This reflects the adjustments to labor, disposal and processing costs as mentioned above.

Fee Zone	Adjustment Per Cubic Yard
Urban	\$0.09
Rural	\$0.09
Distant Rural/Mountain	\$0.09

- In 2013 the Solid Waste Commission approved bringing the commercial cart fees in the Rural, Distant Rural to parity with the residential cart fees. This was accomplished through incremental adjustments resulting with the 35 and 60 gallon commercial cart fees the same as residential services. An administrative oversight resulted in the 90 gallon commercial cart service not reaching parity this year. Bringing this service to parity with residential service will require an increase, in addition to the proposed disposal increase, of \$3.05 and \$3.40 for the Rural and Distant Rural zones respectively. This adjustment affects approximately 400 commercial customers. Staff recommends making the adjustment this year.

32/35 gallon can/ cart	Current	Proposed	Change
Rural	\$39.85	\$43.15	\$3.30
Distant Rural	\$43.40	\$47.05	\$3.65

July 1, 2015

- Metro Council has approved an increase in the disposal fee by \$1.65 per ton on July 1, 2015; increasing the tip fee to \$94.98. The ‘transaction fee’ of \$3.00 for customers with accounts (franchisees) is to remain the same. For analytical purposes when calculating disposal it is assumed each transaction is a five (5) ton load; therefore an additional \$0.60 (to account for the transaction fee at the transfer station) is added to the disposal fee to arrive at an effective disposal fee of \$ 95.58 beginning July 1, 2015. This increase has been factored into the projections calculated in the financial review.
- A 30% increase in the cost of disposing yard debris has been factored into the projections.
- The cost to remove contaminants from recyclables has been on the rise in recent years while commodity prices respond to global market conditions. In quarter four of 2014 was the first period where there was not a positive return when delivering materials to the processor. Over the past few years the fee adjustments have calculated a decrease in the returns from recyclables. Because of recent issues at ports and lower markets for some materials, there has been zero revenue and a \$25.00 processing fee calculated for delivering recyclables to the processor.
- General inflation has not been applied.
- There has been an increase in the demand for lidded drop boxes by businesses employing best management practices for storm water management. Lids add equipment cost currently not included in the drop box fee structure. Boxes with lids or other specialty boxes require a round trip return to the business of origin. The drop box fee structure for compactors includes this in the fee structure, the open box fees do not. Therefore a monthly fee has been added to address the purchase and maintenance cost for the lid. The collection fee for small compactors will be applied to the lidded and specialized boxes.

Open Drop Box-All Zones	Current	Proposed	Change
Lidded/Specialized box	\$119.00	\$135.00	<i>\$16.00</i>
Monthly Fee for Lid	\$0.00	\$20.00	<i>\$20.00</i>

- After reviewing the production records submitted by the franchisees, and making agreed upon adjustments and applying known increases for the processing of yard debris and recyclables and the disposal of garbage, it has been determined that collection fee adjustments will need to be made in each of the collection zones for the coming year.
- The following tables illustrate staff’s current proposed fee adjustments necessary in each zone to continue the provision of solid waste collection services the public has come to expect. The 32-35 gallon can/cart is the predominant service level. (See attachments for proposed changes to other service levels.)

32/35 gallon can/ cart	Current	Proposed	Change
Urban	\$28.90	\$29.95	\$1.05
Rural	\$25.60	\$26.25	\$0.65
Distant Rural	\$30.60	\$31.25	\$0.65
Mountain Zone	\$31.85	\$32.50	\$0.65

- Staff is proposing an increase for container service based on cubic yard serviced. This reflects the adjustments to fuel and disposal costs as mentioned above.

Fee Zone	Adjustment Per Cubic Yard
Urban	\$0.47
Rural	\$0.47
Distant Rural/Mountain	\$0.47

July 1, 2014

No Fee adjustment was made in 2014.

- Metro Council approved a decrease in the disposal fee by \$1.00 per ton on July 1, 2014; lowering the tip fee to \$93.33. The 'transaction fee' of \$3.00 for customers with accounts (franchisees) is to remain the same. For analytical purposes when calculating disposal it is assumed each transaction is a five (5) ton load; therefore an additional \$0.60 (to account for the transaction fee at the transfer station) is added to the disposal fee to arrive at an effective disposal fee of \$93.93 beginning July 1, 2014. This increase has been factored into the projections calculated in the financial review.
- A 25% increase in the cost of disposing yard debris has been factored into the projections.
- Other notable expenses are rising, but at a lower percentage in the recent past. Driver wages are increasing by 1.24% and health insurance for all employees was held flat this year.
- Last year fuel was projected to decrease by 1.21%. This year the projected adjustment is set at -1.76%.
- General inflation is anticipated to be 2.12%.

September 1, 2013

- Metro Council has approved an increase in the disposal fee by \$0.49 per ton on September 1, 2013; raising the tip fee to \$94.33. The 'transaction fee' of \$3.00 for customers with accounts (franchisees) is to remain the same. For analytical purposes when calculating disposal it is assumed each transaction is a five (5) ton load; therefore

an additional \$0.60 (to account for the transaction fee at the transfer station) is added to the disposal fee to arrive at an effective disposal fee of \$94.93 beginning September 1, 2013. This increase has been factored into the projections calculated in the financial review.

- A 0% increase in the cost of disposing yard debris has been factored into the projections.
- Other notable expenses are rising, but at a lower percentage in the recent past. Driver wages are increasing by 2.0% and health insurance for all employees was held flat this year.
- Last year fuel was projected to increase by 4.99%. This year the projected adjustment is set at -1.21%.
- Other costs have not been projected to increase.
- The following tables illustrate staff's current proposed fee adjustments necessary in each zone to continue the provision of solid waste collection services the public has come to expect. The 32-35 gallon can/cart is the predominant service level. (See attachments for proposed changes to other service levels.)

32/35 gallon can/ cart	Current	Proposed	Change
Urban	\$28.65	\$28.90	\$0.25
Rural	\$25.30	\$25.60	\$0.30
Distant Rural	\$30.35	\$30.60	\$0.25
Mountain Zone	\$31.60	\$31.85	\$0.25

- Staff is proposing an increase for container service based on cubic yard serviced. This reflects the adjustments to fuel, labor and disposal costs as mentioned above.

Fee Zone	Adjustment Per Cubic Yard
Urban	\$0.95
Rural	\$1.04
Distant Rural/Mountain	\$1.04

- In addition to the adjustment presented above, an additional adjustment to commercial carts is recommended. A historical differential has existed between the carts collected from residential and commercial customers, with commercial customers having a lower fee, except in the Rural zone. In the Urban area this differential can be attributed to the collection of yard debris from residential customers. However, in the rural, distant rural and mountain zones yard service is not offered in these zones. Staff is proposing this differential be equalized over the next three years.

32/35 gallon can/ cart	Current	Proposed	Change
Rural	\$25.35	\$25.60	\$0.25
Distant Rural	\$28.90	\$29.65	\$0.75

Mountain Zone	\$30.15	\$30.90	\$0.75
60 gallon cart	Current	Proposed	Change
Rural	\$35.80	\$36.30	\$0.50
Distant Rural	\$38.05	\$39.30	\$1.25
Mountain Zone	\$39.30	\$40.25	\$1.05

90 gallon cart	Current	Proposed	Change
Rural	\$38.40	\$38.90	\$0.50
Distant Rural	\$40.65	\$41.70	\$1.05
Mountain Zone	\$41.90	\$42.95	\$1.05

- Staff is recommending a slight adjustment in the hauling fees associated with open drop box service and for small compactors. Currently the composite earnings for the drop box falls below the acceptable range and has for several years. The system has seen an increase in use of lidded boxes as businesses attempt to avoid illegal dumping in their open drop boxes and adhere to storm water best management practices. The cost of new equipment along with the associated increases in labor expenses warrants this slight adjustment. The last increase on the haul portion of drop box fees was done in 2011.

Open Drop Box-All Zones	Current	Proposed	Change
10/20 Cubic Yards	\$113.00	\$119.00	\$6.00
30 Cubic Yards	\$130.00	\$136.00	\$6.00
40 Cubic Yards	\$147.00	\$153.00	\$6.00

Compactors-All Zones	Current	Proposed	Change
Less than 25 Cubic Yards	\$128.00	\$135.00	\$7.00

August 1, 2012

- Metro Council has approved an increase in the disposal fee by \$4.31 per ton on August 1, 2012; raising the tip fee to \$93.84. The 'transaction fee' of \$3.00 for account customers is to remain the same. For analytical purposes when calculating disposal it is assumed each transaction is a five (5) ton load; therefore an additional \$0.60 (to account for the transaction fee at the transfer station) is added to the disposal fee to arrive at an effective disposal fee of \$94.44 beginning August 1, 2011. A 4.5% increase has been factored into the projections calculated in the financial review.
- A 0% increase in the cost of disposing yard debris has been factored into the projections.

- Other notable expenses are rising, but at a lower percentage in the recent past. Driver wages are increasing by 2.0% and health insurance for all employees was held flat this year.
- Fuel was projected to increase by 4.99%.
- Other costs have not been projected to increase.
- After reviewing the production records submitted by the franchisees, and making agreed upon adjustments and applying projected increases, it has been determined that collection fee adjustments will need to be made in each of the collection zones for the coming year.
- A monthly rent was applied to all customers with a permanent box on site. Past practice had been to apply rental based on frequency of service for both temporary (occasional) and permanent customers.

In August 2012 fees were adjusted upwards in all zones for all service types.

32/35 gallon can/ cart	Current	Proposed	Change
Urban	\$28.20	\$28.65	\$0.45
Rural	\$24.85	\$25.30	\$0.45
Distant Rural	\$29.80	\$30.35	\$0.55
Mountain Zone	\$31.05	\$31.60	\$0.55

An increase for container service based on cubic yard serviced was approved. This reflects the adjustments to fuel, labor and disposal costs as mentioned above.

Fee Zone	Adjustment Per Cubic Yard
Urban	\$2.62
Rural	\$2.82
Distant Rural/Mountain	2.77

August 1, 2011

- Metro Council approved an increase in the disposal fee by \$3.68 per ton on August 1, 2011; raising the tip fee to \$89.53. The ‘transaction fee’ of \$3.00 for account customers is to remain the same. For analytical purposes when calculating disposal it is assumed each transaction is a five (5) ton load; therefore an additional \$0.60 (to account for the transaction fee at the transfer station) is added to the disposal fee to arrive at an effective disposal fee of \$90.13 beginning August 1, 2011. This 4.3% increase has been factored into the projections calculated in the financial review.
- A 0% increase in the cost of disposing yard debris has been factored into the projections.

- Other notable expenses are rising, but at a lower percentage in the recent past.. Driver wages are increasing by 3.17% and health insurance for all employees is increasing by 12.86%.
- Last year fuel was projected as a negative 12.73%. This year a projected increase is at 30.86%.
- Other identified costs have been projected to increase at 3.17%.
- After reviewing the production records submitted by the franchisees, and making agreed upon adjustments and applying projected increases, it has been determined that collection fee adjustments will need to be made in each of the collection zones for the coming year.

32/35 gallon can/ cart	Current	Proposed	Change
Urban	\$27.45	\$28.20	\$0.75
Rural	\$24.20	\$24.85	\$0.65
Distant Rural	\$29.10	\$29.80	\$0.70
Mountain Zone	\$30.35	\$31.05	\$0.70

- Staff is proposing an increase for container service based on cubic yard serviced. This reflects the effects as mentioned above.

Fee Zone	Adjustment Per Cubic Yard
Urban	\$2.51
Rural	\$2.90
Distant Rural/Mountain	\$2.99

- Staff is also proposing a small increase to drop box service fees and an increase in the Urban Zone delivery fee to more accurately capture the costs associated with this service.

Urban Zone	Current	Proposed	Change
Delivery Fee	\$25.00	\$40.00	\$15.00

- The basic service charges for collecting and tipping a drop box/compactor have not changed since 2009. The following are the proposed changes to Open Drop Box and Compactor service in all zones.

Open Drop Box-All Zones	Current	Proposed	Change
10/20 Cubic Yards	\$110.00	\$113.00	\$3.00
30 Cubic Yards	\$127.00	\$130.00	\$3.00
40 Cubic Yards	\$144.00	\$147.00	\$3.00

Compactors-All Zones	Current	Proposed	<i>Change</i>
Less than 25 Cubic Yards	\$125.00	\$128.00	\$3.00
25-34 Cubic Yards	\$165.00	\$169.00	\$4.00
Greater than 35 Cubic Yards	\$191.00	\$196.00	\$5.00

August 1, 2010

- A 0% increase in the cost of disposing yard debris has been factored into the projections.
- Other notable expenses are rising, but at a lower percentage in the recent past.. Driver wages are increasing by 3.23% and health insurance for all employees is increasing by 9.83%.
- Last year fuel was projected as a negative 21.01%. This year a projected increase is at 12.73%, considerably lower than the 60% increase experienced 2 years ago.
- Other identified costs have been projected to increase at 3.04%.
- This year an unusual 30% increase in the PUC fees was experienced and expressed in the projections.
- Metro Council has approved an increase in the disposal fee by \$5.10 per ton on August 1, 2010; raising the tip fee to \$85.85. The ‘transaction fee’ of \$3.00 for account customers is to remain the same. For analytical purposes when calculating disposal it is assumed each transaction is a five (5) ton load; therefore an additional \$0.60 (to account for the transaction fee at the transfer station) is added to the disposal fee to arrive at an effective disposal fee of \$86.45 beginning August 1, 2010. This 6.32% increase has been factored into the projections calculated in the financial review.

32/35 gallon can/ cart	Current	Proposed	<i>Change</i>
Urban	\$26.35	\$27.45	\$1.10
Rural	\$23.30	\$24.20	\$0.90
Distant Rural	\$28.20	\$29.10	\$0.90
Mountain Zone	\$29.45	\$30.35	\$0.90

Staff is proposing an increase for container service based on cubic yard serviced. The adjustment takes into consideration effects on costs as mentioned above.

Fee Zone	Proposed per Yard Adjustment
All Zones	\$1.62

The distances traveled to deliver and collect a box in this area of the County and the infrequency of service continues to have a tremendous impact on the cost of delivering service to the outlying portions of the County. Staff believes the best way to address this concern is to increase the mileage fee. The proposed changes is:

Drop Box Mileage Fee	Current	Proposed	Change
Over 18 miles round trip	\$2.70	\$4.70	\$2.00

August 1, 2009

35 gallon cart: Urban fees were increased by \$1.35; Rural by \$0.50; Distant Rural & Mountain by \$2.25. *(The 32/35 gallon service is the predominant service in the customer mix. Other fees were adjusted proportionally based on the 32-gallon fee.)*

Container Urban/Rural fees increased by \$1.59 and Distant Rural/Mountain fees increased by \$3.21 per cubic yard served.

Drop Box:

	Current	Proposed	Change
Outside the Urban Zone			
Delivery Fee	\$45.00	\$50.00	\$5.00
Mileage Fee	\$2.30	\$2.70	\$0.40

The basic service charges for collecting and tipping a drop box/compactor have not changed since 1993. The following were the changes made in 2009 to Open Drop Box service in all zones.

Open Drop Box-All Zones	Current	Proposed	Change
10/20 Cubic Yards	\$80.55	\$110.00	\$29.45
30 Cubic Yards	\$98.10	\$127.00	\$28.90
40 Cubic Yards	\$113.35	\$144.00	\$30.65

The compactor fees as developed in 1993 were priced on a per yard basis within particular size ranges. This practice seemed to be dated per review of the standard throughout the region which revealed a fixed price within a size range. After surveying the size of compactors in service the proposed size ranges were created. The fees are based on those assessed by the City of Milwaukie.

Compactors-All Zones	Current Low-High	Proposed	Change Low-High
Less than 25 Cubic Yards	\$91.95-135.60	\$125.00	\$33.05-(10.60)
25-34 Cubic Yards	\$141.25-171.70	\$165.00	\$23.75-(6.70)
Greater than 35 Cubic Yards	\$176.75-178.00	\$191.00	\$14.25-13.00

- ◆ September 1, 2008
35 gallon cart: Urban fees were increased by \$1.00; Rural by \$1.45; DistantRural & Mountain by \$1.65.
Container fees increased by \$1.47 per cubic yard served.
Drop Box: Mileage increased to \$2.30.; Delivery charges -Urban increased from \$20 to \$25; All rural delivery from \$40 to \$45. Several incidental fees charged by most drop box companies were codified on the fee schedule, these include but are not limited to: wash out fee; dead head fee; clarified hourly increments.
- ◆ September 1, 2007
Urban fees were increased by \$1.05. All other fee zones remained static.
Yard Debris exemption program was eliminated. Those currently enrolled, “grandfathered” until leave County system regardless of address.
- ◆ July 1, 2006 Changes to Drop Box fees occurred for the first time since 1993.

Rural Distant Rural	Current	Proposed & Adopted
Delivery Fee	\$20	\$40
Mileage Fee	\$1.70	\$2.00

- ◆ July 1, 2006 added the Mountain Zone to address increased services and collection challenges associated with this part of the County. Primarily the Mt. Hood area east of Rhondendron.
- ◆ There were no fee adjustments in 2005, although Metro did increase fees for disposal in September by 0.62% and other costs increased.

- ◆ On October 1, 2004 the following increases were made to residential and commercial services in each of the collection zones. *(The 32/35 gallon service is the predominant service in the customer mix. Other fees were adjusted proportionally based on the 32-gallon fee.):*

32/35 gallon can/ cart	Current	Adopted 2004	Change
Urban	\$21.10	\$21.55	\$0.45
Rural	\$19.50	\$19.90	\$0.40
Distant Rural	\$22.75	\$23.55	\$0.80

The changes in commercial container service were made on a per-yard basis. The following table shows the increase per yard in each of the fee zones.

Fee Zone	Adopted per Yard Increase 2004
Urban	\$1.75
Rural	\$1.75
Distant Rural	\$3.50

- ◆ In 2003 Metro increased the disposal fee but the County did not adopt a fee adjustment.
- ◆ In July 2002 the Board approved the following increases for 32-gallon can/cart service *(The 32-gallon service is the predominant service in the customer mix. Other fees were adjusted proportionally based on the 32-gallon fee.):*

32/35 gallon can/cart	2002
Urban	\$1.20
Rural	\$1.20
Distant Rural	\$2.70

- ◆ In 2001, residential and commercial fees were adjusted in the Urban zone only. Commercial containers fees were **decreased** 5-20%. The residential 32-gallon fee was increased by 11% (\$2.20) and residential customers were provided a large roller cart for yard debris collection service.

Clackamas County Fee Schedule For Waste and Recycling Collection Services

Effective: July 1, 2021

U R B A N	Residential Service		Monthly Fee	Fee per Pick Up	At House Service ²
	Weekly Pick Up¹ - one cart each for garbage, yard debris and recycling				
	20 gallon cart/can		\$ 30.60		\$ 34.10
	32 gallon cart/can		\$ 35.05		\$ 38.55
	60 gallon cart		\$ 45.55		N/A
	90 gallon cart		\$ 53.50		N/A
	Occasional extra garbage - 35 gallon			\$ 6.05	\$ 6.85
	Occasional extra yard debris - 35 gallon			\$ 3.00	
	Monthly Pick Up⁴ - one cart/can of garbage; weekly recycling included				
	32 gallon cart/can		\$ 17.05		\$ 17.95
Occasional extra garbage - 32 gallon			\$ 6.05	\$ 6.85	
On-Call Pick Up⁴ - one cart/can of garbage					
32 gallon cart/can			\$ 16.30	N/A	
Other Services and Fees					
Recycling only - weekly		\$ 7.55		N/A	
Yard debris subscription ³ - weekly		\$ 6.15		N/A	
Yard debris Permanent 2nd Cart		\$ 4.60		N/A	
Distance fees		Table 2			
Terrain fee		\$ 3.65			
Multifamily Service - for shared containers see commercial fees.					
Weekly Pick Up¹ - one cart/can of garbage and recycling					
Central billing		20 gallon	\$ 26.10		\$ 28.10
		32 gallon	\$ 30.55		\$ 32.55
Individual billing		20 gallon	\$ 27.70		\$ 29.70
		32 gallon	\$ 32.15		\$ 34.15
Occasional extra garbage - 32 gallon				6.05	\$ 6.85
Bulky waste - furniture, appliances etc.			Table 1		
Additional fees - see Tables 1 and 2					

¹Greater than one cart/can per week, use multiples of single cart/can fee.

² At House Service is when garbage carts/cans are picked up at house instead of curbside/roadside (must be placed within 50 feet of curb/road). At House Service is not available for recycling or yard debris.

³ Available to customers without weekly garbage service. Requires full year subscription. May be billed annually or monthly, depending on provider.

⁴ Putrecibles must not be placed in cart/can in excess of 7 days prior to scheduled collection.

Exhibit A

Effective: July 1, 2021

U R B A N	Commercial Containers weekly recycling included						
	Stops/ Week	Monthly fee for container size in cubic yards					
		1	<i>Add'l</i>	1 1/3	<i>Add'l</i>	1.5	<i>Add'l</i>
	1	\$110.24	\$95.80	\$137.62	\$119.46	\$147.37	\$129.22
	2	\$212.73	\$185.50	\$267.53	\$233.80	\$287.01	\$251.02
	3	\$315.24	\$273.78	\$397.42	\$347.13	\$426.65	\$373.34
	4	\$417.73	\$364.92	\$527.32	\$461.07	\$566.25	\$494.87
	5	\$520.23	\$453.18	\$657.22	\$574.40	\$705.89	\$620.06
	6	\$622.72	\$543.50	\$787.12	\$687.04	\$845.51	\$741.00
	Stops/ Week	Monthly fee for container size in cubic yards					
		2	<i>Add'l</i>	3	<i>Add'l</i>	4	<i>Add'l</i>
	1	\$187.85	\$164.75	\$258.77	\$227.83	\$331.84	\$294.30
	2	\$367.96	\$323.69	\$505.07	\$445.74	\$651.24	\$577.46
	3	\$548.07	\$481.82	\$751.39	\$664.30	\$970.65	\$859.79
	4	\$728.18	\$637.61	\$997.71	\$884.92	\$1,290.05	\$1,139.51
	5	\$908.31	\$800.79	\$1,244.04	\$1,101.89	\$1,609.45	\$1,425.80
	6	\$1,088.42	\$957.16	\$1,490.34	\$1,315.56	\$1,928.85	\$1,708.39
	Stops/ Week	Monthly fee for container size in cubic yards					
		5	<i>Add'l</i>	6	<i>Add'l</i>	8	<i>Add'l</i>
	1	\$402.58	\$377.83	\$466.25	\$437.78	\$581.83	\$548.82
2	\$791.54	\$742.75	\$918.89	\$864.08	\$1,150.05	\$1,084.70	
3	\$1,180.51	\$1,105.52	\$1,371.51	\$1,284.08	\$1,718.26	\$1,620.78	
4	\$1,569.45	\$1,469.96	\$1,824.14	\$1,710.60	\$2,286.48	\$2,154.87	
5	\$1,958.43	\$1,837.36	\$2,276.78	\$2,136.74	\$2,854.70	\$2,681.98	
6	\$2,347.37	\$2,207.32	\$2,729.42	\$2,556.70	\$3,422.92	\$3,222.04	
Commercial Carts/Cans¹ - monthly fee; weekly recycling included							
One Stop per Week				One cart/can	Two carts/cans	Each additional	
32 gallon cart/can				\$31.10	\$60.00	\$26.90	
60 gallon cart				\$43.50	N/A	N/A	
90 gallon cart				\$47.35	N/A	N/A	
Occasional extra garbage - 32 gallon				N/A	N/A	\$5.00	
Two Stops per Week							
32 gallon cart/can - 2 stops/wk				\$61.60	\$118.90	\$27.55	
Occasional extra garbage - 32 gallon				N/A	N/A	\$5.00	
Additional fees may apply - see Tables 1, 2 & 3							

¹The use of a cart and the type of customer using a cart for commercial waste collection services shall be at the discretion of the collector.

Exhibit A

Effective: July 1, 2021

R U R A L	Residential Service		Monthly Fee	Fee per Pick Up	At House Service²
	Weekly Pick Up¹ - one cart/can of garbage and recycling				
	20 gallon cart/can		\$27.80		\$31.30
	32 gallon cart/can		\$32.25		\$35.75
	60 gallon cart		\$44.80		N/A
	90 gallon cart		\$51.55		N/A
	Occasional extra garbage - 32 gallon			\$6.10	\$6.90
	Monthly Pick Up³ - one cart/can garbage; weekly recycling included				
	32 gallon cart/can		\$17.65		\$18.55
	Occasional extra garbage - 32 gallon			\$6.10	\$6.90
	On-Call Pick Up³ - one cart/can of garbage				
	32 gallon cart/can			\$16.85	N/A
	Other Services and Fees				
	Recycling only - weekly		\$10.55		N/A
	Bulky waste - furniture, appliances etc.			Table 1	
	Distance fees		Table 2		
	Terrain fee		\$3.65		
	Multifamily Service - for shared containers see commercial fees.				
	Weekly Pick Up¹ - one cart/can of garbage and recycling				
	Central billing	20 gallon	\$26.20		\$28.20
		32 gallon	\$30.65		\$32.65
	Individual billing	20 gallon	\$27.80		\$29.80
		32 gallon	\$32.25		\$34.25
	Occasional extra garbage - 32 gallon			\$6.10	\$6.90
	Bulky waste - furniture, appliances etc.			Table 1	
	Additional fees may apply - see Tables 1 and 2				

¹Greater than one cart/can per week, use multiples of single cart/can fee.

² At House service is when garbage carts/cans are picked up at house instead of roadside (must be within 50 feet of curb/road). At House Service is not available for recycling.

³Putrecibles must not be placed in cart/can in excess of 7 days prior to scheduled collection.

Exhibit A

Effective: July 1, 2021

R U R A L	Commercial Containers weekly recycling included						
	Stops/ Week	Monthly fee for container size in cubic yards					
		1	<i>Add'l</i>	1 1/3	<i>Add'l</i>	1.5	<i>Add'l</i>
	1	\$127.07	\$ 122.37	\$ 157.84	\$ 152.68	\$ 175.82	\$ 170.18
	2	\$244.70	\$ 236.10	\$ 305.44	\$ 296.14	\$ 340.37	\$ 330.27
	3	\$362.27	\$ 349.87	\$ 452.98	\$ 439.53	\$ 505.04	\$ 490.39
	4	\$479.90	\$ 463.65	\$ 600.66	\$ 583.01	\$ 669.60	\$ 650.40
	5	\$597.47	\$ 577.42	\$ 748.23	\$ 726.38	\$ 834.13	\$ 810.58
	6	\$724.55	\$ 699.80	\$ 906.00	\$ 879.11	\$ 1,009.96	\$ 980.71
	Stops/ Week	Monthly fee for container size in cubic yards					
2		<i>Add'l</i>	3	<i>Add'l</i>	4	<i>Add'l</i>	
1	\$224.15	\$ 217.70	\$ 319.37	\$ 311.37	\$ 413.50	\$ 404.05	
2	\$435.45	\$ 423.80	\$ 622.75	\$ 608.40	\$ 808.19	\$ 791.24	
3	\$646.55	\$ 629.70	\$ 926.16	\$ 905.31	\$ 1,202.90	\$ 1,178.45	
4	\$857.69	\$ 835.64	\$ 1,229.55	\$ 1,202.40	\$ 1,597.60	\$ 1,565.65	
5	\$1,068.95	\$ 1,041.65	\$ 1,532.91	\$ 1,499.06	\$ 1,992.23	\$ 1,952.68	
6	\$1,293.10	\$ 1,259.40	\$ 1,852.24	\$ 1,810.69	\$ 2,405.83	\$ 2,356.68	
Stops/ Week	Monthly fee for container size in cubic yards						
	5	<i>Add'l</i>	6	<i>Add'l</i>	8	<i>Add'l</i>	
1	\$506.52	\$ 495.77	\$ 601.45	\$ 589.10	\$ 782.99	\$ 768.29	
2	\$991.55	\$ 972.18	\$ 1,178.30	\$ 1,156.30	\$ 1,537.10	\$ 1,511.00	
3	\$1,476.56	\$ 1,448.56	\$ 1,755.04	\$ 1,723.39	\$ 2,291.13	\$ 2,253.63	
4	\$1,961.63	\$ 1,925.03	\$ 2,331.83	\$ 2,290.58	\$ 3,045.13	\$ 2,996.23	
5	\$2,446.60	\$ 2,401.40	\$ 2,908.64	\$ 2,857.74	\$ 3,799.23	\$ 3,738.83	
6	\$2,953.09	\$ 2,897.14	\$ 3,509.18	\$ 3,445.98	\$ 4,582.22	\$ 4,507.22	
Commercial Carts/Cans¹ - monthly fee; weekly recycling included							
				One	Two	Each	
One Stop per Week				cart/can	carts/cans	additional	
32 gallon cart/can				\$ 32.25	\$ 63.10	\$ 30.00	
60 gallon cart				\$ 44.80	N/A	N/A	
90 gallon cart				\$ 51.55	N/A	N/A	
Occasional extra garbage - 32 gallon				N/A	N/A	\$ 5.25	
Two Stops per Week							
32 gallon cart/can - 2 stops/wk				\$ 63.75	\$ 124.75	\$ 28.70	
Occasional extra garbage - 32 gallon				N/A	N/A	\$ 5.25	
Additional fees may apply - see Tables 1, 2 & 3							

¹The use of a cart and the type of customer using a cart for commercial waste collection services shall be at the discretion of the collector.

Exhibit A

Effective: July 1, 2021

D I S T R I C T R U R A L	Residential Service		Monthly Fee	Fee per Pick Up	At House Service²
	Weekly Pick Up¹ - one cart/can of garbage and recycling				
	20 gallon cart/can		\$32.85		\$36.35
	32 gallon cart/can		\$37.60		\$41.10
	60 gallon cart		\$48.95		N/A
	90 gallon cart		\$55.70		N/A
	Occasional extra garbage - 35 gallon			\$6.65	\$7.45
	Monthly Pick Up³ - one cart/can; weekly recycling included				
	32 gallon cart/can		\$19.50		\$20.40
	Occasional extra garbage - 32 gallon			\$6.65	\$7.45
	On-Call Pick Up³ - one cart/can of garbage				
	32 gallon cart/can			\$17.40	N/A
	Other Services and Fees				
	Recycling only - weekly		\$10.70		N/A
	Bulky waste - furniture, appliances etc.			Table 1	
	Distance fees		Table 2		
	Terrain fee		\$3.65		
	Multifamily Service - for shared containers see commercial fees.				
	Weekly Pick Up¹ - one cart/can of garbage and recycling				
	Central billing	20 gallon	\$31.25		\$33.25
		32 gallon	\$36.00		\$38.00
	Individual billing	20 gallon	\$32.85		\$34.85
		32 gallon	\$37.60		\$39.60
Occasional extra garbage - 32 gallon			\$6.65	\$7.45	
Bulky waste - furniture, appliances etc.			Table 1		
Additional fees may apply - see Tables 1, 2 & 3					

¹Greater than one cart/can per week, use multiples of single cart/can fee.

² At House service is when garbage carts/cans are picked up at house instead of curbside/roadside (must be within 50 feet of curb/road). At House Service is not available for recycling.

³Putrecibles must not be placed in cart/can in excess of 7 days prior to scheduled collection.

Exhibit A

Effective: July 1, 2021

D I S T R I B U T I O N S	Commercial Containers includes weekly recycling						
	Stops/ Week	Monthly fee based on size in cubic yards					
		1	<i>Add'l</i>	1 1/3	<i>Add'l</i>	1.5	<i>Add'l</i>
	1	\$142.45	\$ 137.75	\$ 175.59	\$ 170.43	\$ 194.79	\$ 189.14
	2	\$267.22	\$ 258.62	\$ 332.71	\$ 323.41	\$ 370.01	\$ 359.91
	3	\$391.91	\$ 379.51	\$ 489.75	\$ 476.30	\$ 545.39	\$ 530.74
	4	\$516.68	\$ 500.43	\$ 646.93	\$ 629.28	\$ 720.65	\$ 701.45
	5	\$641.38	\$ 621.33	\$ 804.02	\$ 782.17	\$ 895.90	\$ 872.35
	6	\$775.60	\$ 750.85	\$ 971.29	\$ 944.39	\$ 1,082.41	\$ 1,053.16
	Stops/ Week	Monthly fee based on size in cubic yards					
		2	<i>Add'l</i>	3	<i>Add'l</i>	4	<i>Add'l</i>
	1	\$246.67	\$ 240.22	\$ 349.01	\$ 341.01	\$ 450.28	\$ 440.83
	2	\$472.23	\$ 460.58	\$ 673.80	\$ 659.45	\$ 873.51	\$ 856.56
	3	\$697.60	\$ 680.75	\$ 998.61	\$ 977.76	\$ 1,296.76	\$ 1,272.31
	4	\$923.01	\$ 900.96	\$ 1,323.41	\$ 1,296.26	\$ 1,719.99	\$ 1,688.04
	5	\$1,148.54	\$ 1,121.24	\$ 1,648.16	\$ 1,614.31	\$ 2,143.16	\$ 2,103.61
	6	\$1,386.96	\$ 1,353.26	\$ 1,988.89	\$ 1,947.34	\$ 2,585.29	\$ 2,536.14
	Stops/ Week	Monthly fee based on size in cubic yards					
		5	<i>Add'l</i>	6	<i>Add'l</i>	8	<i>Add'l</i>
	1	\$550.43	\$ 539.68	\$ 652.50	\$ 640.15	\$ 848.31	\$ 833.61
	2	\$1,071.14	\$ 1,051.77	\$ 1,272.16	\$ 1,250.16	\$ 1,659.49	\$ 1,633.39
	3	\$1,591.81	\$ 1,563.81	\$ 1,891.69	\$ 1,860.04	\$ 2,470.59	\$ 2,433.09
	4	\$2,112.56	\$ 2,075.96	\$ 2,511.29	\$ 2,470.04	\$ 3,281.67	\$ 3,232.77
	5	\$2,633.19	\$ 2,587.99	\$ 3,130.90	\$ 3,080.00	\$ 4,092.83	\$ 4,032.43
	6	\$3,175.35	\$ 3,119.40	\$ 3,774.25	\$ 3,711.05	\$ 4,932.89	\$ 4,857.89
	Commercial Carts/Cans¹ - monthly fee; weekly recycling included						
	One Stop per Week		One cart/can	Two carts/cans	Each additional		
32 gallon cart/can		\$37.60	\$74.50	\$36.60			
60 gallon cart		\$48.95	N/A	N/A			
90 gallon cart		\$55.70	N/A	N/A			
Occasional extra garbage- 32 gallon		N/A	N/A	\$6.00			
Two Stops per Week							
32 gallon cart/can - 2 stops/wk		\$74.50	\$147.55	\$36.00			
Occasional extra garbage - 32 gallon		N/A	N/A	\$6.00			
Additional fees may apply - see Tables 1, 2 & 3							

¹The use of a cart and the type of customer using a cart for commercial waste shall be at the discretion of the collector.

Exhibit A

Effective: July 1, 2021

M O U N T A I N	Residential Service		Monthly Fee	Fee per Pick Up	At House Service²
	Weekly Pick Up¹ - one can of garbage and recycling				
	20 gallon can		\$34.10		\$37.60
	32 gallon can		\$38.85		\$42.35
	Occasional extra - 32 gallon			\$6.65	\$7.45
	Monthly Pick Up³ - one can; weekly recycling included				
	32 gallon can		\$19.80		\$20.70
	Occasional extra - 32 gallon			\$6.65	\$7.45
	On-Call Pick Up³ - one can of garbage				
	32 gallon can			\$17.70	N/A
	Other Services and Fees				
	Recycling only - weekly		\$10.70		N/A
	Bulky waste - furniture, appliances etc.			Table 1	
	Distance fees		Table 2		
	Terrain Fee		\$3.65		
	Multifamily Service - for shared containers see commercial fees.				
	Weekly Pick Up¹ - one cart/can of garbage and recycling				
	Central billing	20 gallon	\$32.50		\$34.50
		32 gallon	\$37.25		\$39.25
	Individual billing	20 gallon	\$34.10		\$36.10
		32 gallon	\$38.85		\$40.85
	Occasional extra - 32 gallon			\$6.65	\$7.55
	Bulky waste - furniture, appliances etc.			Table 1	
Additional fees may apply - see Tables 1, 2 & 3					

¹Greater than one can per week, use multiples of single can fee.

² Cans picked up at house instead of roadside or curb (must be within 50 feet of roadside or curb).

³Putrecibles must not be placed in cart/can in excess of 7 days prior to scheduled collection.

Exhibit A

Effective: July 1, 2021

M O U N T A I N	Commercial Containers includes weekly recycling						
	Stops/ Week	Monthly fee for container size in cubic yards					
		1	<i>Add'l</i>	1 1/3	<i>Add'l</i>	1.5	<i>Add'l</i>
	1	\$161.50	\$ 156.80	\$ 201.00	\$ 195.84	\$ 223.37	\$ 217.72
	2	\$305.32	\$ 296.72	\$ 383.51	\$ 374.21	\$ 427.17	\$ 417.07
	3	\$449.07	\$ 436.67	\$ 565.96	\$ 552.51	\$ 631.13	\$ 616.48
	4	\$592.89	\$ 576.64	\$ 748.54	\$ 730.89	\$ 834.96	\$ 815.76
	5	\$736.64	\$ 716.59	\$ 931.03	\$ 909.18	\$ 1,038.79	\$ 1,015.24
	6	\$889.91	\$ 865.16	\$ 1,123.71	\$ 1,096.81	\$ 1,253.88	\$ 1,224.63
	Stops/ Week	Monthly fee for container size in cubic yards					
		2	<i>Add'l</i>	3	<i>Add'l</i>	4	<i>Add'l</i>
	1	\$284.77	\$ 278.32	\$ 406.17	\$ 398.17	\$ 526.49	\$ 517.04
	2	\$548.44	\$ 536.79	\$ 788.11	\$ 773.76	\$ 1,025.93	\$ 1,008.98
3	\$811.91	\$ 795.06	\$ 1,170.08	\$ 1,149.23	\$ 1,525.38	\$ 1,500.93	
4	\$1,075.43	\$ 1,053.38	\$ 1,552.03	\$ 1,524.88	\$ 2,024.82	\$ 1,992.87	
5	\$1,339.06	\$ 1,311.76	\$ 1,933.94	\$ 1,900.09	\$ 2,524.20	\$ 2,484.65	
6	\$1,615.58	\$ 1,581.88	\$ 2,331.83	\$ 2,290.28	\$ 3,042.54	\$ 2,993.39	
Commercial Cans - monthly fee; weekly recycling included							
One Stop per Week				One cart/can	Two carts/cans	Each additional	
32 gallon can				\$38.85	\$77.00	\$37.85	
Occasional extra - 35 gallon				N/A	N/A	\$6.00	
Two Stops per Week							
32 gallon can - 2 stops/wk				\$77.00	\$152.55	\$37.25	
Occasional extra - 35 gallon				N/A	N/A	\$6.00	
Additional fees may apply - see Tables 1, 2 & 3							

Table 1

Miscellaneous Services			
Bulky Waste - appliances, furniture, etc.			
<i>Fee based on weight and special handling needs. If not easily accessible, hourly fee also applies.</i>			
Minimum fee	\$5.00		
Maximum fee	\$40.00		
Coolant removal fee	\$30.00	<i>Applies to items with refrigerant, (refrigerators, air conditioners, etc.) even if refrigerant is removed.</i>	
Clean Up Containers			
Each collection charged at 33% of regular container fee (see commercial containers).			
Handling fee*	\$20.00	<i>*only charged for first collection.</i>	
Container rent is charged when container is kept longer than 5 working days with no collection. ¹			
< 3 cubic yard	\$2.10	rent per day	
3 cubic yards	\$3.10	rent per day	
4 cubic yards	\$4.10	rent per day	
<i>For larger containers, see Drop Box, Table 4</i>			
Tire Handling Fee - charged in addition to disposal fees			
On rim	\$2.00		
Off rim	\$5.50		
<i>Tires greater than 18 inch diameter are subject to a special handling fee.</i>			
Occasional Extra Garbage Bag			
Light	\$3.00		
Heavy	\$5.05		
At House	<i>see "Occasional extra garbage" in each fee zone</i>		
Hourly handling fee - charged in addition to disposal fees			
1 truck, 1 person	\$73.00	per hour	
1 truck, 2 people	\$105.00	per hour	
Other Fees			
Gate fee	\$4.00		
Reinstatement fee	\$5.00	<i>When service is reinstated after it has been stopped for non-payment or if customer stops and starts service more than once in a calendar year.</i>	
Cart redelivery	\$10.00	<i>If cart picked up then service restarted within 12 months.</i>	

¹ Rent shall not exceed \$20.00 per container in a 30 day period.

Exhibit A

Effective: July 1, 2021

Table 2

Distance Fees	
Distance	Monthly Fee
3 - 50 feet	\$ 3.50
51 - 100 feet	\$ 5.10
101 - 200 feet	\$ 6.15
201 - 400 feet	\$ 7.20
401 - 800 feet	\$ 8.25
More than 800 feet	\$ 9.30

Distance fees apply when service is not curbside or roadside as defined.

Distances over 50 feet are considered drive-in only.

Fees for distances over 50 feet also apply to non-urban containers served off public roads.

Table 3

Miscellaneous Container Fees
Overweight charges will be applied to containers weighing over 275 pounds per cubic yard. The fee must be mutually agreeable to the customer and collector. The County will act as an arbitrator in the event of a dispute.
Containers that have been compacted are charged 2.2 times the regular container fee for the zone.
Overweight compacted containers weighing over 500 pounds per cubic yard will be charged this fee plus disposal for the excess weight.
Container cleaning fee will be charged for containers needing cleaning more than 2 times in a 12 month period. The fee is the actual cost of cleaning.
Mileage fee applies to Distant Rural and Mountain Fee Zones when containers are located over 26 miles round trip from a disposal site if there are less than seven (7) containers picked up per collection route.

Table 4

Drop Boxes and Compactors -Disposal, rental, mileage & other fees are additional	
Open Drop Box	
10-20 cubic yard	\$159.50
Lidded/Specialized-requiring deadhead roundtrip	\$184.50
30 cubic yard	\$169.50
40 cubic yard	\$179.50
Compacted Drop Box	
Less than 25 cubic yards	\$159.50
25 - 34 cubic yards	\$198.50
35 cubic yards and greater	\$227.50
Industrial Special Waste Drop Box	
10-20 cubic yard	\$170.50
30 cubic yard	\$187.50
Other fees	
Rental Fee	
Per day (after 2 working days at one site)	\$6.30
Per month (Occasional Customer collection of less than one load per week)	\$63.00
Per month (Permanent customer)	\$50.00
Per Month Equipment Fee: Lidded/Specialty Drop Box	\$20.00
Delivery Fee¹	
Urban zone	\$40.00
All other zones	\$50.00
Mileage Fee	
Per mile over 18 miles roundtrip from where the truck is stationed (if in Clackamas County, if not then from the Metro South Transfer Station) for a repeat customer and for over 18 miles of truck operation for a one-stop drop box customer.	\$4.70
Multifamily Service Fee - additional fee for communities using compactors and drop boxes to collect garbage. Fee is charged per unit per month.	
5-299 units	\$1.60
300 - 399 units	\$1.45
More than 399 units	\$1.40
Incidental Service Fees	
Stand by time - <i>waiting for box to be cleared, cars to be moved, etc.</i> ²	\$7.00
Leveling load - <i>if driver must spend time leveling load to safely haul.</i> ²	\$7.00
Wash out - <i>if requested by customer or box is contaminated.</i>	\$30.00
Compactor turn-around - <i>if repositioning required to enable collection and tip.</i>	\$40.00
Deadhead round trip: <i>specialized boxes that cannot be exchanged.</i>	\$25.00
Dry run - <i>if scheduled collection is prevented because box is blocked or customer is not ready.</i>	\$30.00

¹For the occasional customer, the delivery charge shall be made for the first drop box at a given location within a 30-day period. For the repeat customer, the delivery charge shall be made for service at different locations.

²Charged in 5 minute increments.

Effective: July 1, 2021

Table 5

Infectious Waste		
Number of units	Fee per gallon	
	20/21	35/48
1	\$ 81.45	\$ 83.23
2	\$ 61.85	\$ 63.50
3	\$ 54.30	\$ 56.00
4	\$ 49.35	\$ 51.00
5	\$ 46.35	\$ 48.00
6	\$ 44.35	\$ 46.00
7	\$ 41.85	\$ 43.50
8	\$ 40.40	\$ 42.00
9	\$ 37.35	\$ 39.00
10	\$ 35.85	\$ 37.50
11	\$ 34.75	\$ 36.50
12	\$ 33.25	\$ 35.00
13	\$ 32.75	\$ 34.50
14	\$ 32.00	\$ 33.75
15	\$ 31.25	\$ 33.00
16	\$ 26.30	\$ 28.00
17	\$ 26.30	\$ 28.00
18	\$ 26.30	\$ 28.00
19	\$ 26.30	\$ 28.00
20	\$ 26.30	\$ 28.00
60	\$ 17.90	\$ 18.75
75	\$ 17.45	\$ 18.10
90	\$ 12.80	\$ 13.10

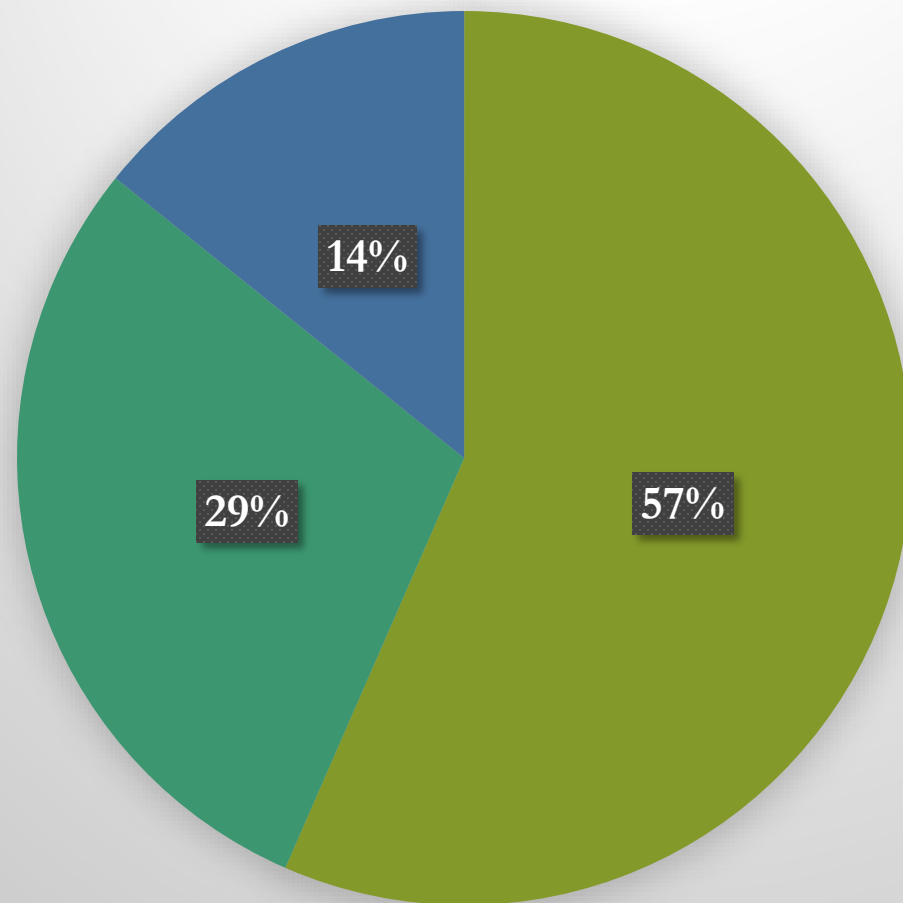
Solid Waste Collection Annual Review

Department of Transportation and Development
Sustainability and Solid Waste

Solid Waste Collection System

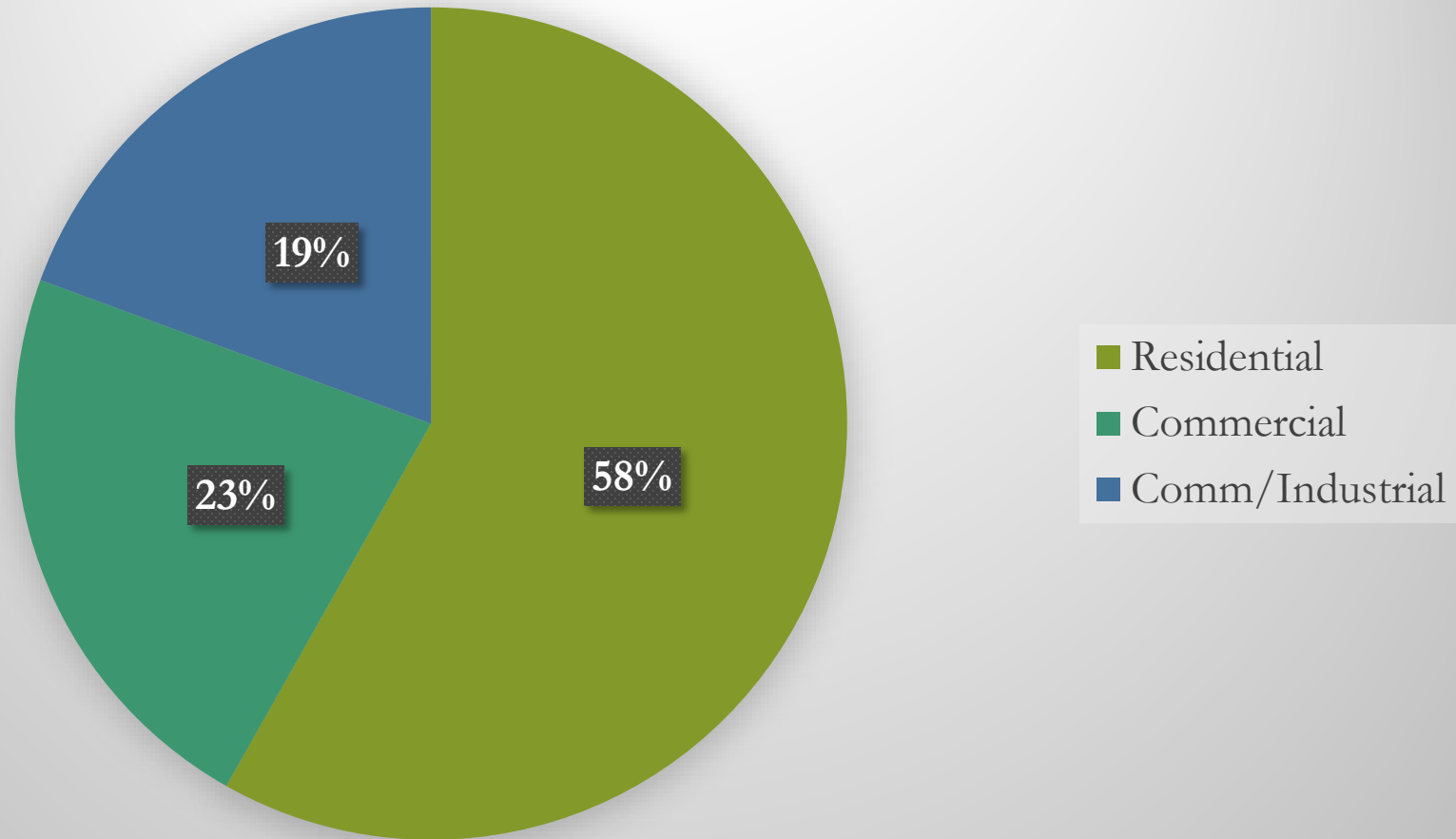
- 8 Parent Companies
- Serving: 56,000 Residential, 2,500 Commercial Customers;
17,500 Drop Box Hauls
- Making: 8.2 million collections per year available to customers
- Collecting: 147,000 tons of garbage, recyclables and yard debris

System Revenue \$42.5 M



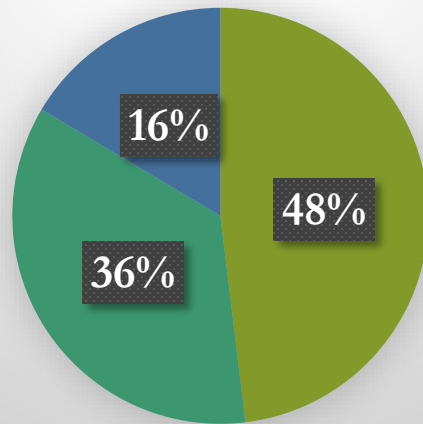
- Urban
- Rural
- Distant Rural

System Revenue Distribution

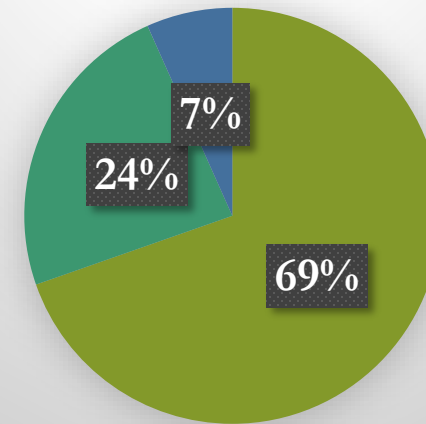


Customer Distribution

Customers: Residential



Customers: Commercial




Urban

Rural

Distant Rural

Components of Fee



Known & Measurable Increases Effecting Proposal

- 1. 2.4%** Labor: *(wages, medical, pension, etc.)*
- 2. 17.1%** Disposal: *effective July 1, 2021*
- 3. 25.7%** Fuel

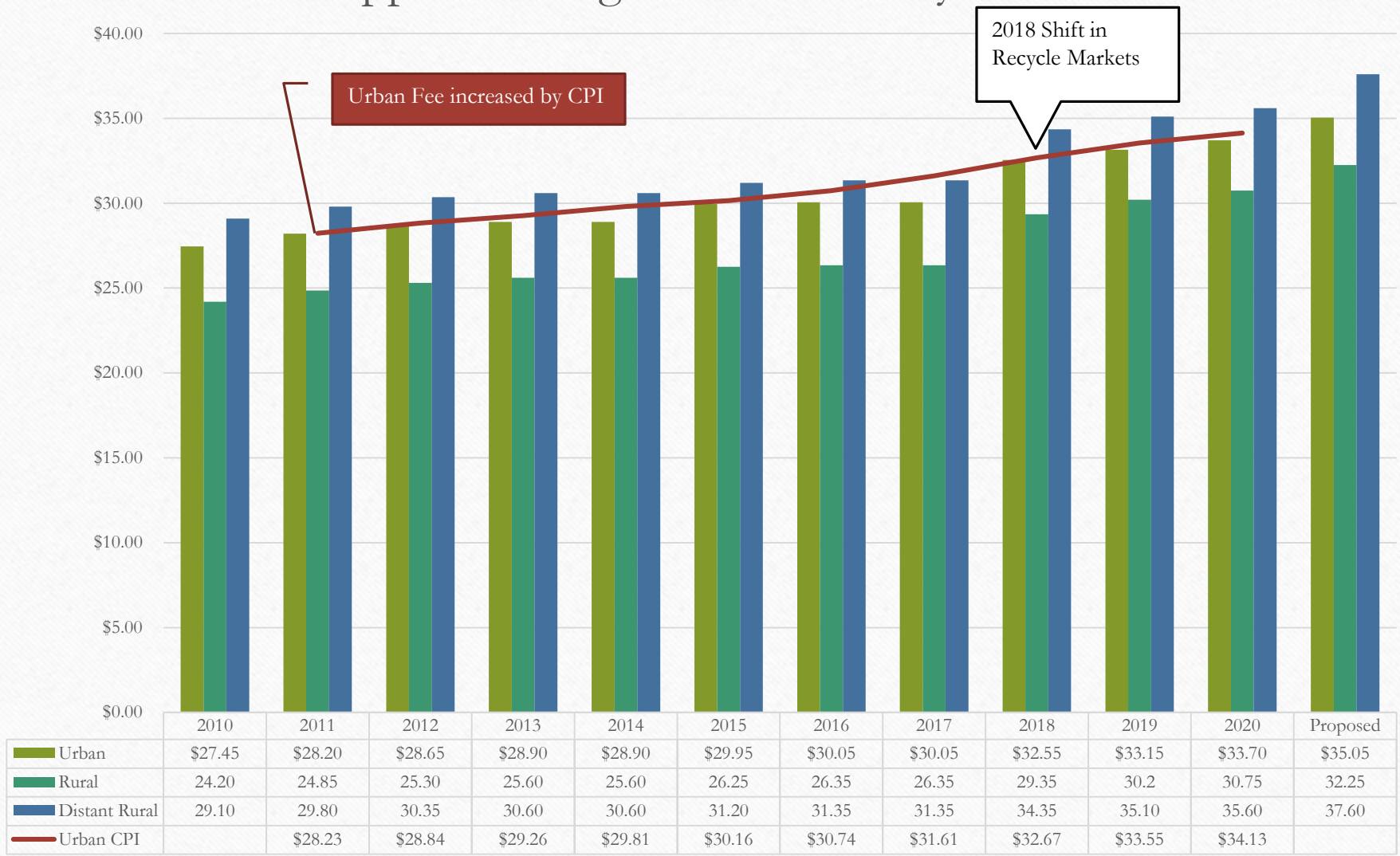
Components of the Proposed Cart Increase

Fee Component	Urban	Rural	Distant Rural/ Mountain
Labor	\$0.17	\$0.16	\$0.23
Fuel	\$0.09	\$0.21	\$0.29
Tip (Disposal) Fee	\$0.91	\$0.91	\$0.91
Revenue Shortfall			\$0.28
Margin (10%) & Franchise Fee (5%)	\$0.21	\$0.23	\$0.30
Proposed Increase	\$1.35	\$1.50	\$2.00

Monthly Increase for 35 gallon Cart

Service Zone	Current Monthly Rate	Proposed Monthly Rate	\$ Change	% Change
Urban	\$33.70	\$35.05	\$1.35	4.0%
Rural	30.75	32.25	1.50	4.9%
Distant Rural	35.65	37.65	2.00	5.6%
Mountain	36.90	38.85	2.00	5.4%

Approved 35 gallon cart fees by zone



Components of the Proposed Container Increase

Fee Components 1 Cubic Yard:	Urban	Rural	Distant Rural/ Mountain
Labor	\$0.06	\$0.10	\$0.12
Fuel	\$0.04	\$0.13	\$0.14
Tip (Disposal) Fee	\$1.05	\$1.05	\$1.24
Margin (10%) & Franchise Fee (5%)	\$0.20	\$0.22	\$0.26
Proposed Increase	\$1.36	\$1.50	\$1.76

Monthly Container Increase 4 yard container 2 times/week

Service Zone	Current Monthly Rate- 4 yd container 2x/week	Proposed Increase Per Cubic Yard	Proposed Monthly Rate: 4 yd container 2x/week	\$ Change per month	% Change
Urban	\$604.13	\$1.36	\$651.24	\$47.11	7.8%
Rural	756.23	1.50	808.19	51.96	6.9%
Distant Rural /Mountain	812.54	1.76	873.51	60.97	7.5%