

**Canvass Results Report**

**Clackamas County**

**Official Results**

**Registered Voters**  
85275 of 305158 = 27.94%

May 18, 2021 Special District Election

**Precincts Reporting**  
117 of 117 = 100.00%

Run Time 2:42 PM

5/18/2021

Run Date 06/03/2021

Page 1

**City of West Linn City Councilor - Vote for One Unexpired Term**

Precinct	Kim Bria	Todd Jones	Write-in	Cast Votes	Undervotes	Overvotes	Vote by Mail Ballots Cast	Total Ballots Cast	Registered Voters	Turnout Percentage
131	255	1,797	18	2,070	489	0	2,559	2,559	6,941	36.87%
132	213	1,563	11	1,787	343	0	2,130	2,130	5,061	42.09%
133	95	555	9	659	157	0	816	816	2,191	37.24%
134	0	8	0	8	9	0	17	17	78	21.79%
135	220	1,683	17	1,920	507	0	2,427	2,427	5,743	42.26%
<b>Totals</b>	<b>783</b>	<b>5,606</b>	<b>55</b>	<b>6,444</b>	<b>1,505</b>	<b>0</b>	<b>7,949</b>	<b>7,949</b>	<b>20,014</b>	<b>39.72%</b>

**CERTIFIED COPY OF THE ORIGINAL  
SHERRY HALL, COUNTY CLERK**

BY:

*Sherry Hall*



Canvass Results Report

Clackamas County

Official Results

Registered Voters  
85275 of 305158 = 27.94%

May 18, 2021 Special District Election

Precincts Reporting  
117 of 117 = 100.00%

Run Time 2:42 PM

5/18/2021

Run Date 06/03/2021

Page 2

Clackamas Community College District, Director, Zone 2 - Vote for One

Precinct	Rob Wheeler	Write-in	Cast Votes	Undervotes	Overvotes	Vote by Mail Ballots Cast	Total Ballots Cast	Registered Voters	Turnout Percentage
073	18	1	19	30	0	49	49	233	21.03%
074	4	0	4	9	0	13	13	72	18.06%
099	0	0	0	0	0	0	0	1	0.00%
100	60	1	61	102	0	163	163	480	33.96%
101	1,090	19	1,109	969	0	2,078	2,078	8,302	25.03%
102	2	0	2	0	0	2	2	8	25.00%
103	697	12	709	648	0	1,357	1,357	4,324	31.38%
104	1	0	1	2	0	3	3	4	75.00%
105	235	3	238	184	0	422	422	1,340	31.49%
402	4	0	4	2	0	6	6	24	25.00%
410	249	6	255	244	0	499	499	2,083	23.96%
411	460	3	463	483	0	946	946	3,769	25.10%
412	255	6	261	256	0	517	517	1,998	25.88%
413	235	6	241	198	0	439	439	2,965	14.81%
414	33	5	38	62	0	100	100	260	38.46%

CERTIFIED COPY OF THE ORIGINAL  
SHERRY HALL, COUNTY CLERK

BY: Sherry Hall





Canvass Results Report

Clackamas County

Official Results

Registered Voters  
85275 of 305158 = 27.94%

May 18, 2021 Special District Election

Precincts Reporting  
117 of 117 = 100.00%

Run Time 2:42 PM

5/18/2021

Run Date 06/03/2021

Page 3

Clackamas Community College District, Director, Zone 2 - Vote for One

415	3	0	3	6	0	9	9	73	12.33%
416	660	12	672	586	0	1,258	1,258	5,106	24.64%
417	0	0	0	0	0	0	0	18	0.00%
418	326	14	340	346	0	686	686	2,868	23.92%
421	184	3	187	144	0	331	331	1,468	22.55%
506	8	1	9	30	0	39	39	131	29.77%
515	82	1	83	48	0	131	131	644	20.34%
<b>Totals</b>	<b>4,606</b>	<b>93</b>	<b>4,699</b>	<b>4,349</b>	<b>0</b>	<b>9,048</b>	<b>9,048</b>	<b>36,171</b>	<b>25.01%</b>

CERTIFIED COPY OF THE ORIGINAL  
SHERRY HALL, COUNTY CLERK

BY: Sherry Hall



**Canvass Results Report**

Run Time 2:42 PM  
Run Date 06/03/2021

**Clackamas County**

May 18, 2021 Special District Election

5/18/2021

Page 4

**Official Results**

Registered Voters  
85275 of 305158 - 27.94%

Precincts Reporting  
117 of 117 = 100.00%

**Clackamas Community College District, Director, Zone 3 - Vote for One**

Precinct	Dave Hunt	Write-in	Cast Votes	Undervotes	Overvotes	Vote by Mail Ballots Cast	Total Ballots Cast	Registered Voters	Turnout Percentage
031	430	52	482	301	0	783	783	3,216	24.35%
032	602	92	694	540	1	1,232	1,232	4,867	25.31%
033	104	4	108	94	0	202	202	728	27.75%
040	52	3	55	24	0	79	79	366	21.58%
417	0	0	0	0	0	0	0	6	0.00%
419	40	5	45	72	0	117	117	369	31.71%
421	361	30	391	278	0	669	669	1,961	34.12%
500	39	7	46	51	0	97	97	373	26.01%
502	1,168	130	1,298	891	0	2,189	2,189	7,811	28.02%
503	511	62	573	507	0	1,080	1,080	3,157	34.21%
504	771	91	862	686	0	1,548	1,548	6,375	24.28%
505	20	5	25	17	0	42	42	178	23.60%
506	315	20	335	282	0	617	617	2,809	21.97%
<b>Totals</b>	<b>4,413</b>	<b>501</b>	<b>4,914</b>	<b>3,743</b>	<b>1</b>	<b>8,658</b>	<b>8,658</b>	<b>32,216</b>	<b>26.87%</b>

**CERTIFIED COPY OF THE ORIGINAL  
SHERRY HALL, COUNTY CLERK**

BY: *Sherry Hall*



**Canvass Results Report**

Run Time 2:42 PM

Run Date 06/03/2021

**Clackamas County**

May 18, 2021 Special District Election

5/18/2021

Page 5

**Official Results**

Registered Voters  
85275 of 305158 = 27.94%

Precincts Reporting  
117 of 117 = 100.00%

**Clackamas Community College District, Director, Zone 5 - Vote for One Unexpired Term**

Precinct	Aaron Woods	Write-in	Cast Votes	Undervotes	Overvotes	Vote by Mail Ballots Cast	Total Ballots Cast	Registered Voters	Turnout Percentage
131	1,509	22	1,531	1,028	0	2,559	2,559	6,941	36.87%
132	1,258	14	1,272	858	0	2,130	2,130	5,061	42.09%
135	1,427	13	1,440	987	0	2,427	2,427	5,743	42.26%
154	5	0	5	8	0	13	13	46	28.26%
160	39	8	47	38	0	85	85	221	38.46%
201	941	12	953	491	0	1,444	1,444	4,791	30.14%
202	907	12	919	527	0	1,446	1,446	5,748	25.16%
252	440	4	444	348	0	792	792	2,221	35.66%
320	72	0	72	34	0	106	106	258	41.09%
321	591	14	605	575	0	1,180	1,180	2,845	41.48%
322	252	3	255	264	0	519	519	1,373	37.80%
323	292	6	298	362	0	660	660	1,805	36.57%
<b>Totals</b>	<b>7,733</b>	<b>108</b>	<b>7,841</b>	<b>5,520</b>	<b>0</b>	<b>13,361</b>	<b>13,361</b>	<b>37,053</b>	<b>36.06%</b>

**CERTIFIED COPY OF THE ORIGINAL  
SHERRY HALL, COUNTY CLERK**

BY: *Sherry Hall*



**Canvass Results Report**

Run Time 2:42 PM

Run Date 06/03/2021

**Clackamas County**

May 18, 2021 Special District Election

5/18/2021

Page 6

**Official Results**

Registered Voters  
85275 of 305158 = 27.94%

Precincts Reporting  
117 of 117 = 100.00%

**Clackamas Community College District, Director, Zone 6 - Vote for One**

Precinct	Jane Reid	Write-in	Cast Votes	Undervotes	Overvotes	Vote by Mail Ballots Cast	Total Ballots Cast	Registered Voters	Turnout Percentage
004	3	1	4	5	0	9	9	18	50.00%
005	16	2	18	25	0	43	43	174	24.71%
102	99	1	100	97	0	197	197	878	22.44%
106	351	2	353	211	0	564	564	3,151	17.90%
330	25	4	29	34	0	63	63	220	28.64%
350	281	14	295	357	0	652	652	2,315	28.16%
351	296	11	307	388	0	695	695	2,530	27.47%
352	376	8	384	426	0	810	810	3,445	23.51%
359	0	0	0	0	0	0	0	0	0.00%
360	426	5	431	311	0	742	742	3,472	21.37%
361	1	0	1	1	0	2	2	35	5.71%
362	301	3	304	225	0	529	529	1,895	27.92%
363	116	0	116	94	0	210	210	916	22.93%
364	144	2	146	112	0	258	258	1,027	25.12%
370	0	0	0	0	0	0	0	2	0.00%

**CERTIFIED COPY OF THE ORIGINAL  
SHERRY HALL, COUNTY CLERK**

BY: *Sherry Hall*



Canvass Results Report

Clackamas County

Official Results

Registered Voters  
85275 of 305158 = 27.94%

May 18, 2021 Special District Election

Precincts Reporting  
117 of 117 = 100.00%

Run Time 2:42 PM

5/18/2021

Run Date 06/03/2021

Page 7

Clackamas Community College District, Director, Zone 6 - Vote for One

371	4	0	4	7	0	11	11	16	68.75%
372	77	1	78	84	0	162	162	621	26.09%
401	3	0	3	4	0	7	7	18	38.89%
412	73	6	79	81	0	160	160	616	25.97%
511	338	8	346	382	0	728	728	2,481	29.34%
512	12	0	12	8	0	20	20	90	22.22%
513	29	2	31	29	0	60	60	192	31.25%
514	966	35	1,001	1,171	0	2,172	2,172	7,680	28.28%
515	78	3	81	80	0	161	161	573	28.10%
516	117	2	119	181	0	300	300	1,130	26.55%
517	257	15	272	284	0	556	556	2,144	25.93%
518	100	7	107	106	0	213	213	850	25.06%
519	74	2	76	83	0	159	159	470	33.83%
<b>Totals</b>	<b>4,563</b>	<b>134</b>	<b>4,697</b>	<b>4,786</b>	<b>0</b>	<b>9,483</b>	<b>9,483</b>	<b>36,959</b>	<b>25.66%</b>

CERTIFIED COPY OF THE ORIGINAL  
SHERRY HALL, COUNTY CLERK

BY: 



Canvass Results Report

Run Time 2:42 PM  
Run Date 06/03/2021

Clackamas County

May 18, 2021 Special District Election

5/18/2021

Page 8

Official Results


Registered Voters  
85275 of 305158 = 27.94%

Precincts Reporting  
117 of 117 = 100.00%

Clackamas Community College District, Director, Zone 7 - Vote for One

Precinct	Irene Konev	Write-in	Cast Votes	Undervotes	Overvotes	Vote by Mail Ballots Cast	Total Ballots Cast	Registered Voters	Turnout Percentage
111	639	20	659	456	0	1,115	1,115	6,525	17.09%
122	1,158	22	1,180	883	0	2,063	2,063	6,788	30.39%
124	866	24	890	748	0	1,638	1,638	3,830	42.77%
125	297	5	302	252	0	554	554	1,545	35.86%
127	13	0	13	11	0	24	24	77	31.17%
203	652	5	657	433	0	1,090	1,090	2,453	44.44%
204	511	6	517	398	0	915	915	3,195	28.64%
330	468	10	478	478	0	956	956	2,958	32.32%
331	159	6	165	165	0	330	330	890	37.08%
332	66	2	68	116	0	184	184	610	30.16%
333	252	6	258	250	0	508	508	1,523	33.36%
351	175	4	179	188	0	367	367	1,486	24.70%
352	4	0	4	0	0	4	4	10	40.00%
511	52	0	52	97	0	149	149	503	29.62%
<b>Totals</b>	<b>5,312</b>	<b>110</b>	<b>5,422</b>	<b>4,475</b>	<b>0</b>	<b>9,897</b>	<b>9,897</b>	<b>32,393</b>	<b>30.55%</b>

CERTIFIED COPY OF THE ORIGINAL  
SHERRY HALL, COUNTY CLERK

BY: 



**Canvass Results Report**

Run Time 2:42 PM  
Run Date 06/03/2021

**Clackamas County**

May 18, 2021 Special District Election

5/18/2021

Page 9


**Official Results**

Registered Voters  
85275 of 305158 = 27.94%

Precincts Reporting  
117 of 117 = 100.00%

**Mt Hood Community College District, Director, Zone 2 - Vote for One**

Precinct	Marie Teune	James Zordich	Write-in	Cast Votes	Undervotes	Overvotes	Vote by Mail Ballots Cast	Total Ballots Cast	Registered Voters	Turnout Percentage
101	0	0	0	0	0	0	0	0	2	0.00%
102	2	0	0	2	0	0	2	2	2	100.00%
107	151	112	1	264	122	0	386	386	2,209	17.47%
108	442	286	5	733	309	1	1,043	1,043	6,081	17.15%
370	345	239	9	593	309	0	902	902	3,796	23.76%
371	98	69	0	167	75	1	243	243	940	25.85%
373	416	347	5	768	425	3	1,196	1,196	4,753	25.16%
401	169	158	4	331	188	1	520	520	1,685	30.86%
402	97	79	0	176	82	0	258	258	851	30.32%
403	136	126	2	264	128	0	392	392	1,376	28.49%
404	505	326	2	833	415	2	1,250	1,250	4,805	26.01%
405	260	116	1	377	167	0	544	544	2,205	24.67%
406	29	12	0	41	27	0	68	68	497	13.68%
414	8	14	0	22	16	0	38	38	158	24.05%
<b>Totals</b>	<b>2,658</b>	<b>1,884</b>	<b>29</b>	<b>4,571</b>	<b>2,263</b>	<b>8</b>	<b>6,842</b>	<b>6,842</b>	<b>29,360</b>	<b>23.30%</b>

BY:   
**CERTIFIED COPY OF THE ORIGINAL**  
**SHERRY HALL, COUNTY CLERK**





**Canvass Results Report**

Run Time 2:42 PM

Run Date 06/03/2021

**Clackamas County**

May 18, 2021 Special District Election

5/18/2021

Page 10

**Official Results**

Registered Voters  
85275 of 305158 = 27.94%

Precincts Reporting  
117 of 117 = 100.00%

**Portland Community College District, Director, Zone 1 - Vote for One**

Precinct	Laurie J Cremona Wagner	Write-in	Cast Votes	Undervotes	Overvotes	Vote by Mail Ballots Cast	Total Ballots Cast	Registered Voters	Turnout Percentage
070	0	0	0	3	0	3	3	7	42.86%
134	5	0	5	12	0	17	17	78	21.79%
151	653	14	667	394	0	1,061	1,061	2,791	38.02%
153	1,499	21	1,520	990	0	2,510	2,510	7,856	31.95%
154	350	0	350	157	0	507	507	1,018	49.80%
155	120	0	120	95	0	215	215	650	33.08%
156	1,279	20	1,299	861	0	2,160	2,160	6,523	33.11%
157	58	3	61	44	0	105	105	361	29.09%
159	1,453	19	1,472	969	0	2,441	2,441	7,873	31.00%
160	41	0	41	41	0	82	82	330	24.85%
251	0	0	0	0	0	0	0	0	0.00%
280	269	4	273	150	0	423	423	1,648	25.67%
281	237	2	239	171	0	410	410	1,392	29.45%
282	94	2	96	56	0	152	152	584	26.03%
283	96	0	96	82	0	178	178	487	36.55%

**CERTIFIED COPY OF THE ORIGINAL  
SHERRY HALL, COUNTY CLERK**

BY: *Sherry Hall*



**Canvass Results Report**

Run Time 2:42 PM

Run Date 06/03/2021

**Clackamas County**

May 18, 2021 Special District Election

5/18/2021

Page 11

**Official Results**

Registered Voters  
85275 of 305158 = 27.94%

Precincts Reporting  
117 of 117 = 100.00%

**Portland Community College District, Director, Zone 1 - Vote for One**

284	64	0	64	46	0	110	110	320	34.38%
320	49	0	49	25	0	74	74	228	32.46%
<b>Totals</b>	<b>6,267</b>	<b>85</b>	<b>6,352</b>	<b>4,096</b>	<b>0</b>	<b>10,448</b>	<b>10,448</b>	<b>32,146</b>	<b>32.50%</b>

**CERTIFIED COPY OF THE ORIGINAL  
SHERRY HALL, COUNTY CLERK**

BY: Sherry Hall



Canvass Results Report

Run Time 2:42 PM  
Run Date 06/03/2021

Clackamas County

May 18, 2021 Special District Election

5/18/2021

Page 12

Official Results

Registered Voters  
85275 of 305158 = 27.94%

Precincts Reporting  
117 of 117 = 100.00%

Clackamas ESD District, Director, At-Large - Vote for One

Precinct	Glenda Scherer	Nadene Duffield	Write-in	Cast Votes	Undervotes	Overvotes	Vote by Mail Ballots Cast	Total Ballots Cast	Registered Voters	Turnout Percentage
002	440	551	7	998	395	0	1,393	1,393	6,511	21.39%
003	721	730	16	1,467	563	0	2,030	2,030	8,311	24.43%
004	39	32	0	71	27	0	98	98	309	31.72%
005	270	258	4	532	201	0	733	733	3,176	23.08%
006	664	690	14	1,368	520	0	1,888	1,888	5,719	33.01%
007	145	143	3	291	116	0	407	407	2,006	20.29%
010	1	1	0	2	7	0	9	9	26	34.62%
031	300	322	8	630	153	0	783	783	3,216	24.35%
032	421	493	7	921	314	0	1,235	1,235	4,867	25.37%
033	69	68	0	137	65	0	202	202	728	27.75%
040	37	21	0	58	21	0	79	79	366	21.58%
051	1	5	0	6	0	0	6	6	125	4.80%
052	71	94	1	166	44	0	210	210	832	25.24%
053	628	1,022	11	1,661	473	0	2,134	2,134	8,054	26.50%
055	610	826	13	1,449	504	1	1,954	1,954	6,892	28.35%

BY: *Sherry Hall*  
**CERTIFIED COPY OF THE ORIGINAL  
 SHERRY HALL, COUNTY CLERK**



Registered Voters  
85275 of 305158 = 27.94%

May 18, 2021 Special District Election

Precincts Reporting  
117 of 117 = 100.00%

Run Time 2:42 PM

5/18/2021

Run Date 06/03/2021

Page 13

Clackamas ESD District, Director, At-Large - Vote for One

070	0	0	0	0	3	0	3	3	7	42.86%
072	2	13	0	15	12	0	27	27	121	22.31%
073	14	16	0	30	20	0	50	50	241	20.75%
074	3	7	0	10	3	0	13	13	72	18.06%
099	0	0	0	0	0	0	0	0	1	0.00%
100	54	51	0	105	58	0	163	163	480	33.96%
101	719	764	7	1,490	587	1	2,078	2,078	8,302	25.03%
102	86	68	0	154	45	0	199	199	886	22.46%
103	415	560	5	980	377	0	1,357	1,357	4,324	31.38%
104	0	1	0	1	2	0	3	3	4	75.00%
105	154	167	1	322	100	0	422	422	1,340	31.49%
106	202	193	3	398	166	0	564	564	3,151	17.90%
107	118	129	2	249	137	0	386	386	2,209	17.47%
108	346	357	4	707	336	0	1,043	1,043	6,081	17.15%
111	450	334	7	791	324	0	1,115	1,115	6,525	17.09%
122	723	694	5	1,422	641	0	2,063	2,063	6,788	30.39%
124	564	510	10	1,084	554	0	1,638	1,638	3,830	42.77%
125	207	170	1	378	176	0	554	554	1,545	35.86%
127	11	4	0	15	9	0	24	24	77	31.17%
131	711	1,045	13	1,769	790	0	2,559	2,559	6,941	36.87%
132	588	879	10	1,477	653	0	2,130	2,130	5,061	42.09%
133	228	353	1	582	234	0	816	816	2,191	37.24%
134	6	3	0	9	8	0	17	17	78	21.79%
135	659	991	8	1,658	769	0	2,427	2,427	5,743	42.26%

BY:

CERTIFIED COPY OF THE ORIGINAL  
SHERRY HALL, COUNTY CLERK



**Canvass Results Report**

Run Time 2:42 PM

Run Date 06/03/2021

**Clackamas County**

May 18, 2021 Special District Election

5/18/2021

Page 14

**Official Results**

Registered Voters  
85275 of 305158 = 27.94%

Precincts Reporting  
117 of 117 = 100.00%

**Clackamas ESD District, Director, At-Large - Vote for One**

151	287	486	4	777	283	1	1,061	1,061	2,791	38.02%
153	772	987	12	1,771	739	0	2,510	2,510	7,856	31.95%
154	148	240	2	390	130	0	520	520	1,064	48.87%
155	56	92	0	148	67	0	215	215	650	33.08%
156	651	863	11	1,525	634	1	2,160	2,160	6,523	33.11%
157	32	52	1	85	20	0	105	105	361	29.09%
159	788	961	6	1,755	672	1	2,428	2,428	7,825	31.03%
160	65	53	6	124	43	0	167	167	551	30.31%
201	450	595	2	1,047	397	0	1,444	1,444	4,791	30.14%
202	463	594	6	1,063	383	0	1,446	1,446	5,748	25.16%
203	352	405	1	758	332	0	1,090	1,090	2,453	44.44%
204	296	338	3	637	278	0	915	915	3,195	28.64%
251	0	0	0	0	0	0	0	0	0	0.00%
252	55	93	1	149	55	0	204	204	528	38.64%
280	112	212	0	324	99	0	423	423	1,648	25.67%
281	101	187	0	288	122	0	410	410	1,392	29.45%
282	46	73	0	119	33	0	152	152	584	26.03%
283	43	69	0	112	38	0	150	150	432	34.72%
284	41	48	0	89	21	0	110	110	320	34.38%
320	41	99	0	140	40	0	180	180	486	37.04%
321	340	415	6	761	415	0	1,176	1,176	2,832	41.53%
322	138	179	1	318	201	0	519	519	1,373	37.80%
323	25	27	0	52	29	0	81	81	246	32.93%
330	373	295	2	670	349	0	1,019	1,019	3,178	32.06%

BY:  Sherry Hall

**CERTIFIED COPY OF THE ORIGINAL  
SHERRY HALL, COUNTY CLERK**



**Canvass Results Report**

Run Time 2:42 PM

Run Date 06/03/2021

**Clackamas County**

May 18, 2021 Special District Election

5/18/2021

Page 15

**Official Results**

Registered Voters  
85275 of 305158 = 27.94%

Precincts Reporting  
117 of 117 = 100.00%

**Clackamas ESD District, Director, At-Large - Vote for One**

331	102	116	4	222	108	0	330	330	890	37.08%
332	49	59	1	109	75	0	184	184	610	30.16%
333	174	188	4	366	202	0	568	568	1,740	32.64%
350	176	205	9	390	262	0	652	652	2,315	28.16%
351	313	316	7	636	426	0	1,062	1,062	4,016	26.44%
352	132	142	3	277	172	0	449	449	2,073	21.66%
360	241	270	5	516	225	1	742	742	3,472	21.37%
361	1	1	0	2	0	0	2	2	35	5.71%
362	157	158	4	319	209	1	529	529	1,895	27.92%
363	54	77	1	132	78	0	210	210	916	22.93%
364	62	110	2	174	84	0	258	258	1,027	25.12%
370	276	280	9	565	337	0	902	902	3,798	23.75%
371	82	77	0	159	95	0	254	254	956	26.57%
372	45	57	2	104	58	0	162	162	621	26.09%
373	337	391	7	735	460	1	1,196	1,196	4,753	25.16%
401	3	1	0	4	2	0	6	6	14	42.86%
402	4	2	0	6	0	0	6	6	24	25.00%
403	19	19	0	38	13	0	51	51	187	27.27%
404	267	277	5	549	362	0	911	911	3,571	25.51%
405	177	122	1	300	206	0	506	506	2,080	24.33%
406	23	19	0	42	26	0	68	68	497	13.68%
410	159	215	2	376	123	0	499	499	2,083	23.96%
411	300	370	3	673	272	1	946	946	3,769	25.10%
412	236	244	5	485	192	0	677	677	2,614	25.90%

BY: 

**CERTIFIED COPY OF THE ORIGINAL  
SHERRY HALL, COUNTY CLERK**



Canvass Results Report

Clackamas County

Official Results

Registered Voters  
85275 of 305158 = 27.94%

May 18, 2021 Special District Election

Precincts Reporting  
117 of 117 = 100.00%

Run Time 2:42 PM

5/18/2021

Run Date 06/03/2021

Page 16

Clackamas ESD District, Director, At-Large - Vote for One

413	170	176	4	350	89	0	439	439	2,965	14.81%
414	47	24	4	75	25	0	100	100	260	38.46%
415	2	2	0	4	5	0	9	9	73	12.33%
416	406	497	4	907	351	0	1,258	1,258	5,106	24.64%
417	0	2	0	2	0	0	2	2	40	5.00%
418	195	290	1	486	200	0	686	686	2,868	23.92%
419	40	42	0	82	35	0	117	117	369	31.71%
420	127	154	1	282	86	0	368	368	1,478	24.90%
421	296	408	6	710	290	0	1,000	1,000	3,429	29.16%
422	439	549	6	994	317	0	1,311	1,311	8,663	15.13%
500	33	28	2	63	34	0	97	97	373	26.01%
501	377	811	11	1,199	342	0	1,541	1,541	4,750	32.44%
502	673	945	9	1,627	562	0	2,189	2,189	7,811	28.02%
503	325	428	8	761	318	1	1,080	1,080	3,157	34.21%
504	491	645	7	1,143	404	1	1,548	1,548	6,375	24.28%
505	9	22	0	31	11	0	42	42	178	23.60%
506	197	251	1	449	205	2	656	656	2,940	22.31%
510	118	108	3	229	120	0	349	349	1,201	29.06%
511	293	289	0	582	313	0	895	895	3,038	29.46%
512	170	153	1	324	115	0	439	439	1,908	23.01%
513	245	279	8	532	217	0	749	749	2,494	30.03%
514	655	779	22	1,456	716	0	2,172	2,172	7,680	28.28%
515	98	110	1	209	83	0	292	292	1,217	23.99%
516	111	82	0	193	107	0	300	300	1,130	26.55%

BY:



CERTIFIED COPY OF THE ORIGINAL  
SHERRY HALL, COUNTY CLERK





**Canvass Results Report**

Run Time 2:42 PM

Run Date 06/03/2021

**Clackamas County**

May 18, 2021 Special District Election

5/18/2021

Page 17

**Official Results**

Registered Voters  
85275 of 305158 = 27.94%

Precincts Reporting  
117 of 117 = 100.00%

**Clackamas ESD District, Director, At-Large - Vote for One**

517	184	183	3	370	186	0	556	556	2,144	25.93%
518	77	60	4	141	72	0	213	213	850	25.06%
519	86	111	4	201	75	0	276	276	976	28.28%
<b>Totals</b>	<b>25,605</b>	<b>31,072</b>	<b>409</b>	<b>57,086</b>	<b>24,052</b>	<b>13</b>	<b>81,151</b>	<b>81,151</b>	<b>291,392</b>	<b>27.85%</b>

**CERTIFIED COPY OF THE ORIGINAL  
SHERRY HALL, COUNTY CLERK**

BY: Sherry Hall



Canvass Results Report

Clackamas County

Official Results

Registered Voters  
85275 of 305158 = 27.94%

May 18, 2021 Special District Election

Precincts Reporting  
117 of 117 = 100.00%

Run Time 2:42 PM

5/18/2021

Run Date 06/03/2021

Page 18

*Sherry Hall*

Clackamas ESD District, Director, Zone 1 - Vote for One

Precinct	Wade Byers	Write-in	Cast Votes	Undervotes	Overvotes	Vote by Mail Ballots Cast	Total Ballots Cast	Registered Voters	Turnout Percentage
002	645	26	671	722	0	1,393	1,393	6,511	21.39%
003	955	35	990	1,040	0	2,030	2,030	8,311	24.43%
010	1	0	1	4	0	5	5	18	27.78%
032	601	22	623	611	1	1,235	1,235	4,867	25.37%
033	98	2	100	91	0	191	191	702	27.21%
040	50	1	51	28	0	79	79	366	21.58%
073	16	1	17	32	0	49	49	233	21.03%
074	4	0	4	9	0	13	13	72	18.06%
099	0	0	0	0	0	0	0	1	0.00%
100	51	0	51	112	0	163	163	480	33.96%
101	1,020	13	1,033	1,045	0	2,078	2,078	8,302	25.03%
102	0	0	0	0	0	0	0	1	0.00%
103	632	11	643	714	0	1,357	1,357	4,324	31.38%
104	1	0	1	2	0	3	3	4	75.00%
105	210	5	215	204	0	419	419	1,322	31.69%

**CERTIFIED COPY OF THE ORIGINAL  
SHERRY HALL, COUNTY CLERK**

BY: *Sherry Hall*



Canvass Results Report

Clackamas County

Official Results

Registered Voters  
85275 of 305158 = 27.94%

May 18, 2021 Special District Election

Precincts Reporting  
117 of 117 = 100.00%

Run Time 2:42 PM

5/18/2021

Run Date 06/03/2021

Page 19

Clackamas ESD District, Director, Zone 1 - Vote for One

402	4	0	4	2	0	6	6	24	25.00%
410	230	5	235	264	0	499	499	2,083	23.96%
411	436	3	439	507	0	946	946	3,769	25.10%
413	235	6	241	198	0	439	439	2,965	14.81%
414	30	4	34	66	0	100	100	260	38.46%
415	1	0	1	8	0	9	9	73	12.33%
416	626	7	633	625	0	1,258	1,258	5,106	24.64%
417	0	0	0	0	0	0	0	24	0.00%
418	314	10	324	362	0	686	686	2,868	23.92%
421	269	6	275	239	0	514	514	1,994	25.78%
503	9	0	9	3	0	12	12	31	38.71%
504	1	0	1	2	0	3	3	8	37.50%
506	319	2	321	335	0	656	656	2,940	22.31%
512	0	0	0	0	0	0	0	6	0.00%
519	1	0	1	1	0	2	2	6	33.33%
<b>Totals</b>	<b>6,759</b>	<b>159</b>	<b>6,918</b>	<b>7,226</b>	<b>1</b>	<b>14,145</b>	<b>14,145</b>	<b>57,671</b>	<b>24.53%</b>

CERTIFIED COPY OF THE ORIGINAL  
SHERRY HALL, COUNTY CLERK

BY:




**Canvass Results Report**

Run Time 2:42 PM  
Run Date 06/03/2021

**Clackamas County**

May 18, 2021 Special District Election

5/18/2021

Page 20

**Official Results**


Registered Voters  
85275 of 305158 = 27.94%

Precincts Reporting  
117 of 117 = 100.00%

**Clackamas ESD District, Director, Zone 3 - Vote for One**

Precinct	Greg McKenzie	Write-in	Cast Votes	Undervotes	Overvotes	Vote by Mail Ballots Cast	Total Ballots Cast	Registered Voters	Turnout Percentage
070	0	0	0	3	0	3	3	7	42.86%
131	1,376	27	1,403	1,156	0	2,559	2,559	6,941	36.87%
132	1,153	18	1,171	959	0	2,130	2,130	5,061	42.09%
133	430	7	437	379	0	816	816	2,191	37.24%
134	5	0	5	12	0	17	17	78	21.79%
135	1,281	23	1,304	1,123	0	2,427	2,427	5,743	42.26%
151	609	5	614	447	0	1,061	1,061	2,791	38.02%
153	1,435	25	1,460	1,050	0	2,510	2,510	7,856	31.95%
154	346	1	347	173	0	520	520	1,064	48.87%
155	107	0	107	108	0	215	215	650	33.08%
156	1,217	13	1,230	930	0	2,160	2,160	6,523	33.11%
157	55	1	56	49	0	105	105	361	29.09%
159	1,349	13	1,362	1,066	0	2,428	2,428	7,825	31.03%
160	79	10	89	78	0	167	167	551	30.31%
251	0	0	0	0	0	0	0	0	0.00%

**CERTIFIED COPY OF THE ORIGINAL  
SHERRY HALL, COUNTY CLERK**

BY: 



**Canvass Results Report**

Run Time 2:42 PM  
Run Date 06/03/2021

**Clackamas County**

May 18, 2021 Special District Election

5/18/2021

Page 21

**Official Results**

Registered Voters  
85275 of 305158 = 27.94%

Precincts Reporting  
117 of 117 = 100.00%

**Clackamas ESD District, Director, Zone 3 - Vote for One**

252	111	3	114	90	0	204	204	528	38.64%
280	259	1	260	163	0	423	423	1,648	25.67%
281	233	1	234	176	0	410	410	1,392	29.45%
282	90	1	91	61	0	152	152	584	26.03%
283	84	0	84	66	0	150	150	432	34.72%
284	64	0	64	46	0	110	110	320	34.38%
320	114	0	114	66	0	180	180	486	37.04%
321	540	18	558	618	0	1,176	1,176	2,832	41.53%
322	234	2	236	283	0	519	519	1,373	37.80%
323	0	0	0	2	0	2	2	7	28.57%
<b>Totals</b>	<b>11,171</b>	<b>169</b>	<b>11,340</b>	<b>9,104</b>	<b>0</b>	<b>20,444</b>	<b>20,444</b>	<b>57,244</b>	<b>35.71%</b>

**CERTIFIED COPY OF THE ORIGINAL  
SHERRY HALL, COUNTY CLERK**

BY: Sherry Hall



**Canvass Results Report**

Run Time: 2:42 PM  
 Run Date: 06/03/2021

**Clackamas County**

May 18, 2021 Special District Election

5/18/2021

Page 22

**Official Results**

Registered Voters  
 85275 of 305158 = 27.94%

Precincts Reporting  
 117 of 117 = 100.00%

**Clackamas ESD District, Director, Zone 4 - Vote for One**

Precinct	Jon Eyman	Write-in	Cast Votes	Undervotes	Overvotes	Vote by Mail Ballots Cast	Total Ballots Cast	Registered Voters	Turnout Percentage
006	969	22	991	897	0	1,888	1,888	5,719	33.01%
007	217	8	225	182	0	407	407	2,006	20.29%
111	634	13	647	468	0	1,115	1,115	6,525	17.09%
122	1,164	10	1,174	889	0	2,063	2,063	6,788	30.39%
124	856	10	866	772	0	1,638	1,638	3,830	42.77%
125	297	4	301	253	0	554	554	1,545	35.86%
127	13	0	13	11	0	24	24	77	31.17%
201	846	10	856	588	0	1,444	1,444	4,791	30.14%
202	831	9	840	606	0	1,446	1,446	5,748	25.16%
203	643	2	645	445	0	1,090	1,090	2,453	44.44%
204	483	4	487	427	1	915	915	3,195	28.64%
323	30	0	30	49	0	79	79	239	33.05%
330	541	4	545	474	0	1,019	1,019	3,178	32.06%
331	159	4	163	167	0	330	330	890	37.08%
332	69	1	70	114	0	184	184	610	30.16%

**CERTIFIED COPY OF THE ORIGINAL  
 SHERRY HALL, COUNTY CLERK**

BY: Sherry Hall



Canvass Results Report

Clackamas County

Official Results

Registered Voters  
85275 of 305158 = 27.94%

May 18, 2021 Special District Election

Precincts Reporting  
117 of 117 = 100.00%

Run Time 2:42 PM

5/18/2021

Run Date 06/03/2021

Page 23

Clackamas ESD District, Director, Zone 4 - Vote for One

333	287	5	292	276	0	568	568	1,740	32.64%
350	0	0	0	0	0	0	0	1	0.00%
351	506	11	517	545	0	1,062	1,062	4,016	26.44%
352	206	4	210	239	0	449	449	2,073	21.66%
510	174	3	177	172	0	349	349	1,201	29.06%
511	408	3	411	484	0	895	895	3,038	29.46%
<b>Totals</b>	<b>9,333</b>	<b>127</b>	<b>9,460</b>	<b>8,058</b>	<b>1</b>	<b>17,519</b>	<b>17,519</b>	<b>59,663</b>	<b>29.36%</b>

CERTIFIED COPY OF THE ORIGINAL  
SHERRY HALL, COUNTY CLERK

BY: Sherry Hall





**Canvass Results Report**

Run Time 2:42 PM  
Run Date 06/03/2021

**Clackamas County**

May 18, 2021 Special District Election

5/18/2021

Page 24

**Official Results**

Registered Voters  
85275 of 305158 = 27.94%

Precincts Reporting  
117 of 117 = 100.00%

**Multnomah ESD District, Director, Position 2, At-Large - Vote for One**

Precinct	Helen Ying	Leo Morley	Write-In	Cast Votes	Undervotes	Overvotes	Vote by Mail Ballots Cast	Total Ballots Cast	Registered Voters	Turnout Percentage
071	23	1	0	24	32	0	56	56	161	34.78%
101	51	28	5	84	80	0	164	164	789	20.79%
102	2	0	0	2	0	0	2	2	2	100.00%
159	5	2	0	7	6	0	13	13	48	27.08%
283	7	1	0	8	20	0	28	28	55	50.91%
400	136	74	3	213	262	1	476	476	1,652	28.81%
401	111	108	3	222	299	0	521	521	1,689	30.85%
402	131	99	3	233	317	0	550	550	1,793	30.67%
403	81	71	2	154	187	0	341	341	1,189	28.68%
404	57	72	1	130	209	0	339	339	1,234	27.47%
405	5	12	0	17	21	0	38	38	125	30.40%
414	3	8	0	11	27	0	38	38	158	24.05%
415	4	11	0	15	7	0	22	22	81	27.16%
<b>Totals</b>	<b>616</b>	<b>487</b>	<b>17</b>	<b>1,120</b>	<b>1,467</b>	<b>1</b>	<b>2,588</b>	<b>2,588</b>	<b>8,976</b>	<b>28.83%</b>

BY:   
**CERTIFIED COPY OF THE ORIGINAL**  
**SHERRY HALL, COUNTY CLERK**



Canvass Results Report

Clackamas County

Official Results

Registered Voters  
85275 of 305158 = 27.94%

May 18, 2021 Special District Election

Precincts Reporting  
117 of 117 = 100.00%

Run Time 2:42 PM

5/18/2021

Run Date 06/03/2021

Page 25

Multnomah ESD District, Director, Position 4, Zone 4 - Vote for One

Precinct	Gabriel Braet	Jessica Arzate	Write-In	Cast Votes	Undervotes	Overvotes	Vote by Mail Ballots Cast	Total Ballots Cast	Registered Voters	Turnout Percentage
101	28	41	3	72	69	0	141	141	720	19.58%
400	32	55	6	93	103	0	196	196	756	25.93%
415	10	5	0	15	7	0	22	22	81	27.16%
<b>Totals</b>	<b>70</b>	<b>101</b>	<b>9</b>	<b>180</b>	<b>179</b>	<b>0</b>	<b>359</b>	<b>359</b>	<b>1,557</b>	<b>23.06%</b>

CERTIFIED COPY OF THE ORIGINAL  
SHERRY HALL, COUNTY CLERK

BY: Sherry Hall



**Canvass Results Report**

Run Time 2:42 PM  
Run Date 06/03/2021

**Clackamas County**

May 18, 2021 Special District Election

5/18/2021

Page 26

**Official Results**

Registered Voters  
85275 of 305158 = 27.94%

Precincts Reporting  
117 of 117 = 100.00%

**Multnomah ESD District, Director, Position 1, Zone 5 - Vote for One**

Precinct	Amanda Squiemphen-Yazzie	Susie Jones	Write-In	Cast Votes	Undervotes	Overvotes	Vote by Mail Ballots Cast	Total Ballots Cast	Registered Voters	Turnout Percentage
101	6	3	2	11	21	0	32	32	69	46.38%
102	2	0	0	2	0	0	2	2	2	100.00%
400	59	94	2	155	208	0	363	363	896	40.51%
401	58	142	1	201	318	0	519	519	1,689	30.73%
402	51	169	3	223	325	0	548	548	1,793	30.56%
403	51	88	1	140	197	0	337	337	1,189	28.34%
404	27	107	2	136	202	0	338	338	1,234	27.39%
405	4	11	0	15	23	0	38	38	125	30.40%
414	1	9	1	11	27	0	38	38	158	24.05%
<b>Totals</b>	<b>259</b>	<b>623</b>	<b>12</b>	<b>894</b>	<b>1,321</b>	<b>0</b>	<b>2,215</b>	<b>2,215</b>	<b>7,155</b>	<b>30.96%</b>

BY: *[Signature]*  
**CERTIFIED COPY OF THE ORIGINAL**  
**SHERRY HALL, COUNTY CLERK**



**Canvass Results Report**

Run Time 2:42 PM  
Run Date 06/03/2021

**Clackamas County**

May 18, 2021 Special District Election

5/18/2021

Page 27



**Official Results**

Registered Voters  
85275 of 305158 = 27.94%

Precincts Reporting  
117 of 117 = 100.00%

**South Clackamas Transportation District, Directors - Vote for Four**

Precinct	David Weber	Shirley R Wood	Jesse Yankee	Tom Holechek	Jerry Shirley	Cristina Reynaga	Write-in	Cast Votes	Undervotes	Overvotes	Vote by Mail Ballots Cast
111	405	438	280	401	304	396	24	2,248	2,204	2	1,115
330	157	143	70	135	103	111	11	730	1,886	1	655
333	16	12	16	15	15	12	0	86	170	0	64
350	0	0	0	0	0	0	0	0	20	0	5
351	148	152	83	213	120	148	14	878	1,302	1	546
511	128	121	70	120	89	105	1	634	1,150	0	446
516	44	43	18	39	29	39	1	213	639	0	213
518	33	25	14	26	18	24	2	142	350	0	123
<b>Totals</b>	<b>931</b>	<b>934</b>	<b>551</b>	<b>949</b>	<b>678</b>	<b>835</b>	<b>53</b>	<b>4,931</b>	<b>7,721</b>	<b>4</b>	<b>3,167</b>

**CERTIFIED COPY OF THE ORIGINAL  
SHERRY HALL, COUNTY CLERK**

BY: *Sherry Hall*

Canvass Results Report

Clackamas County

Official Results

Registered Voters  
85275 of 305158 = 27.94%

May 18, 2021 Special District Election

Precincts Reporting  
117 of 117 = 100.00%

Run Time 2:42 PM

5/18/2021

Run Date 06/03/2021

Page 28

Total Ballots Cast	Registered Voters	Turnout Percentage
1,115	6,525	17.09%
655	2,000	32.75%
64	182	35.16%
5	8	62.50%
546	2,384	22.90%
446	1,574	28.34%
213	824	25.85%
123	518	23.75%
<b>3,167</b>	<b>14,015</b>	<b>22.60%</b>

**CERTIFIED COPY OF THE ORIGINAL  
SHERRY HALL, COUNTY CLERK**

BY: *Sherry Hall*



**Canvass Results Report**

Run Time 2:42 PM  
Run Date 06/03/2021

**Clackamas County**

May 18, 2021 Special District Election

5/18/2021

Page 29

**Official Results**

Registered Voters  
85275 of 305158 = 27.94%

Precincts Reporting  
117 of 117 = 100.00%

**South Clackamas Transportation District, Directors - Vote for One Unexpired Term**

Precinct	John Duty	Write-in	Cast Votes	Undervotes	Overvotes	Vote by Mail Ballots Cast	Total Ballots Cast	Registered Voters	Turnout Percentage
111	585	8	593	522	0	1,115	1,115	6,525	17.09%
330	232	3	235	420	0	655	655	2,000	32.75%
333	22	0	22	42	0	64	64	182	35.16%
350	0	0	0	5	0	5	5	8	62.50%
351	203	6	209	337	0	546	546	2,384	22.90%
511	168	3	171	275	0	446	446	1,574	28.34%
516	61	1	62	151	0	213	213	824	25.85%
518	45	3	48	75	0	123	123	518	23.75%
<b>Totals</b>	<b>1,316</b>	<b>24</b>	<b>1,340</b>	<b>1,827</b>	<b>0</b>	<b>3,167</b>	<b>3,167</b>	<b>14,015</b>	<b>22.60%</b>

**CERTIFIED COPY OF THE ORIGINAL  
SHERRY HALL, COUNTY CLERK**

BY: Sherry Hall



**Canvass Results Report**

Run Time 2:42 PM  
Run Date 06/03/2021

**Clackamas County**

May 18, 2021 Special District Election

5/18/2021

Page 30

**Official Results**

Registered Voters  
85275 of 305158 = 27.94%

Precincts Reporting  
117 of 117 = 100.00%

**Canby School District, Director, Position 2 - Vote for One**

Precinct	Tom Scott	Olga Jimenez	Write-in	Cast Votes	Undervotes	Overvotes	Vote by Mail Ballots Cast	Total Ballots Cast	Registered Voters	Turnout Percentage
122	1,164	685	3	1,852	211	0	2,063	2,063	6,788	30.39%
124	942	541	1	1,484	154	0	1,638	1,638	3,830	42.77%
125	298	205	0	503	50	1	554	554	1,545	35.86%
127	20	3	0	23	1	0	24	24	77	31.17%
203	626	230	0	856	234	0	1,090	1,090	2,453	44.44%
330	545	222	1	768	108	0	876	876	2,607	33.60%
331	198	86	2	286	44	0	330	330	890	37.08%
332	93	56	0	149	35	0	184	184	610	30.16%
333	334	167	2	503	65	0	568	568	1,740	32.64%
510	3	0	0	3	0	0	3	3	21	14.29%
511	341	140	0	481	109	0	590	590	1,928	30.60%
516	56	26	0	82	24	0	106	106	399	26.57%
518	72	30	1	103	35	0	138	138	565	24.42%
<b>Totals</b>	<b>4,692</b>	<b>2,391</b>	<b>10</b>	<b>7,093</b>	<b>1,070</b>	<b>1</b>	<b>8,164</b>	<b>8,164</b>	<b>23,453</b>	<b>34.81%</b>

BY: *Sherry Hall*  
**CERTIFIED COPY OF THE ORIGINAL  
 SHERRY HALL, COUNTY CLERK**





**Canvass Results Report**

Run Time 2:42 PM  
Run Date 06/03/2021

**Clackamas County**

May 18, 2021 Special District Election

5/18/2021

Page 31


**Official Results**

Registered Voters  
85275 of 305158 = 27.94%

Precincts Reporting  
117 of 117 = 100.00%

**Canby School District, Director, Position 7 - Vote for One**

Precinct	Shelley Vissers	Angi Dilkes	Write-in	Cast Votes	Undervotes	Overvotes	Vote by Mail Ballots Cast	Total Ballots Cast	Registered Voters	Turnout Percentage
122	1,049	776	5	1,830	233	0	2,063	2,063	6,788	30.39%
124	908	572	2	1,482	156	0	1,638	1,638	3,830	42.77%
125	291	219	0	510	44	0	554	554	1,545	35.86%
127	18	4	0	22	2	0	24	24	77	31.17%
203	373	447	0	820	270	0	1,090	1,090	2,453	44.44%
330	508	268	0	776	100	0	876	876	2,607	33.60%
331	170	107	2	279	51	0	330	330	890	37.08%
332	81	66	0	147	37	0	184	184	610	30.16%
333	293	212	3	508	60	0	568	568	1,740	32.64%
510	2	1	0	3	0	0	3	3	21	14.29%
511	307	181	0	488	102	0	590	590	1,928	30.60%
516	48	36	0	84	22	0	106	106	399	26.57%
518	66	37	2	105	33	0	138	138	565	24.42%
<b>Totals</b>	<b>4,114</b>	<b>2,926</b>	<b>14</b>	<b>7,054</b>	<b>1,110</b>	<b>0</b>	<b>8,164</b>	<b>8,164</b>	<b>23,453</b>	<b>34.81%</b>

BY:  **SHERRY HALL, COUNTY CLERK**



Canvass Results Report

Clackamas County

Official Results

Registered Voters  
85275 of 305158 = 27.94%

May 18, 2021 Special District Election

Precincts Reporting  
117 of 117 = 100.00%

Run Time 2:42 PM

5/18/2021

Run Date 06/03/2021

Page 32

Centennial School District 28J, Director, Position 1, Zone 1 - Vote for One

Precinct	David Linn	Write-in	Cast Votes	Undervotes	Overvotes	Vote by Mail Ballots Cast	Total Ballots Cast	Registered Voters	Turnout Percentage
101	55	4	59	82	0	141	141	720	19.58%
400	83	2	85	107	0	192	192	760	25.26%
415	5	0	5	17	0	22	22	81	27.16%
<b>Totals</b>	<b>143</b>	<b>6</b>	<b>149</b>	<b>206</b>	<b>0</b>	<b>355</b>	<b>355</b>	<b>1,561</b>	<b>22.74%</b>

CERTIFIED COPY OF THE ORIGINAL  
SHERRY HALL, COUNTY CLERK

BY: Sherry Hall



Registered Voters  
85275 of 305158 = 27.94%

May 18, 2021 Special District Election

Precincts Reporting  
117 of 117 = 100.00%

Run Time 2:42 PM

5/18/2021

Run Date 06/03/2021

Page 33

Centennial School District 28J, Director, Position 5, Zone 3 - Vote for One

Precinct	Claudia Andrews	Write-in	Cast Votes	Undervotes	Overvotes	Vote by Mail Ballots Cast	Total Ballots Cast	Registered Voters	Turnout Percentage
101	59	4	63	78	0	141	141	720	19.58%
400	105	3	108	84	0	192	192	760	25.26%
415	7	0	7	15	0	22	22	81	27.16%
<b>Totals</b>	<b>171</b>	<b>7</b>	<b>178</b>	<b>177</b>	<b>0</b>	<b>355</b>	<b>355</b>	<b>1,561</b>	<b>22.74%</b>

CERTIFIED COPY OF THE ORIGINAL  
SHERRY HALL, COUNTY CLERK

BY: Sherry Hall



Registered Voters  
85275 of 305158 = 27.94%

May 18, 2021 Special District Election

Precincts Reporting  
117 of 117 = 100.00%

Run Time 2:42 PM

5/18/2021

Run Date 06/03/2021

Page 34

Centennial School District 28J, Director, Position 6, At-Large - Vote for One

Precinct	Rod Boettcher	Erica Fuller	Write-in	Cast Votes	Undervotes	Overvotes	Vote by Mail Ballots Cast	Total Ballots Cast	Registered Voters	Turnout Percentage
101	37	38	3	78	62	1	141	141	720	19.58%
400	60	56	2	118	74	0	192	192	760	25.26%
415	14	3	0	17	5	0	22	22	81	27.16%
<b>Totals</b>	<b>111</b>	<b>97</b>	<b>5</b>	<b>213</b>	<b>141</b>	<b>1</b>	<b>355</b>	<b>355</b>	<b>1,561</b>	<b>22.74%</b>

CERTIFIED COPY OF THE ORIGINAL  
SHERRY HALL, COUNTY CLERK

BY:



**Canvass Results Report**

Run Time 2:42 PM  
Run Date 06/03/2021

**Clackamas County**

May 18, 2021 Special District Election

5/18/2021

Page 35

**Official Results**

Registered Voters  
85275 of 305158 = 27.94%

Precincts Reporting  
117 of 117 = 100.00%

**Centennial School District 28J, Position 7, At-Large - Vote for One**

Precinct	Heath Curry	Write-in	Cast Votes	Undervotes	Overvotes	Vote by Mail Ballots Cast	Total Ballots Cast	Registered Voters	Turnout Percentage
101	50	4	54	87	0	141	141	720	19.58%
400	81	2	83	109	0	192	192	760	25.26%
415	6	0	6	16	0	22	22	81	27.16%
<b>Totals</b>	<b>137</b>	<b>6</b>	<b>143</b>	<b>212</b>	<b>0</b>	<b>355</b>	<b>355</b>	<b>1,561</b>	<b>22.74%</b>

**CERTIFIED COPY OF THE ORIGINAL  
SHERRY HALL, COUNTY CLERK**

BY: Sherry Hall



**Canvass Results Report**

Run Time 2:42 PM  
Run Date 06/03/2021

**Clackamas County**

May 18, 2021 Special District Election

5/18/2021

Page 36

**Official Results**

Registered Voters  
85275 of 305158 = 27.94%

Precincts Reporting  
117 of 117 = 100.00%

**Colton School District, Director, Position 2 - Vote for One**

Precinct	Cezanne Decristoforo	Vivian Day	Write-in	Cast Votes	Undervotes	Overvotes	Vote by Mail Ballots Cast	Total Ballots Cast	Registered Voters	Turnout Percentage
350	147	140	2	289	70	0	359	359	1,237	29.02%
351	243	177	1	421	94	0	515	515	1,627	31.65%
517	65	43	0	108	51	0	159	159	589	26.99%
<b>Totals</b>	<b>455</b>	<b>360</b>	<b>3</b>	<b>818</b>	<b>215</b>	<b>0</b>	<b>1,033</b>	<b>1,033</b>	<b>3,453</b>	<b>29.92%</b>

**CERTIFIED COPY OF THE ORIGINAL  
SHERRY HALL, COUNTY CLERK**

BY: Sherry Hall



**Canvass Results Report**

Run Time 2:42 PM  
Run Date 06/03/2021

**Clackamas County**

May 18, 2021 Special District Election

5/18/2021

Page 37

**Official Results**

Registered Voters  
85275 of 305158 = 27.94%

Precincts Reporting  
117 of 117 = 100.00%

**Colton School District, Director, Position 3 - Vote for One**

Precinct	Tim Behrens	Desiree Naylor	Write-in	Cast Votes	Undervotes	Overvotes	Vote by Mail Ballots Cast	Total Ballots Cast	Registered Voters	Turnout Percentage
350	199	95	6	300	59	0	359	359	1,237	29.02%
351	311	116	1	428	87	0	515	515	1,627	31.65%
517	79	33	2	114	45	0	159	159	589	26.99%
<b>Totals</b>	<b>589</b>	<b>244</b>	<b>9</b>	<b>842</b>	<b>191</b>	<b>0</b>	<b>1,033</b>	<b>1,033</b>	<b>3,453</b>	<b>29.92%</b>

**CERTIFIED COPY OF THE ORIGINAL  
SHERRY HALL, COUNTY CLERK**

BY: Sherry Hall



Canvass Results Report

Run Time 2:42 PM  
Run Date 06/03/2021

Clackamas County

May 18, 2021 Special District Election

5/18/2021

Page 38

Official Results

Registered Voters  
85275 of 305158 = 27.94%

Precincts Reporting  
117 of 117 = 100.00%

Colton School District, Director, Position 4 - Vote for One

Precinct	Jeremy Baurer	Brenda Roland	Write-in	Cast Votes	Undervotes	Overvotes	Vote by Mail Ballots Cast	Total Ballots Cast	Registered Voters	Turnout Percentage
350	180	119	3	302	57	0	359	359	1,237	29.02%
351	218	207	1	426	89	0	515	515	1,627	31.65%
517	47	62	0	109	50	0	159	159	589	26.99%
<b>Totals</b>	<b>445</b>	<b>388</b>	<b>4</b>	<b>837</b>	<b>196</b>	<b>0</b>	<b>1,033</b>	<b>1,033</b>	<b>3,453</b>	<b>29.92%</b>

CERTIFIED COPY OF THE ORIGINAL  
SHERRY HALL, COUNTY CLERK

BY: 





**Canvass Results Report**

Run Time 2:42 PM  
Run Date 06/03/2021

**Clackamas County**

May 18, 2021 Special District Election

5/18/2021

Page 39

**Official Results**

Registered Voters  
85275 of 305158 = 27.94%

Precincts Reporting  
117 of 117 = 100.00%

**Estacada School District, Director, Zone 1 - Vote for One**

Precinct	Rosa Martinez	Write-in	Cast Votes	Undervotes	Overvotes	Vote by Mail Ballots Cast	Total Ballots Cast	Registered Voters	Turnout Percentage
106	0	0	0	0	0	0	0	16	0.00%
360	232	5	237	194	0	431	431	1,908	22.59%
401	2	0	2	4	0	6	6	14	42.86%
514	23	0	23	26	0	49	49	289	16.96%
<b>Totals</b>	<b>257</b>	<b>5</b>	<b>262</b>	<b>224</b>	<b>0</b>	<b>486</b>	<b>486</b>	<b>2,227</b>	<b>21.82%</b>

**CERTIFIED COPY OF THE ORIGINAL  
SHERRY HALL, COUNTY CLERK**

BY: 



**Canvass Results Report**

Run Time 2:42 PM  
Run Date 06/03/2021

**Clackamas County**

May 18, 2021 Special District Election

5/18/2021

Page 40

**Official Results**

Registered Voters  
85275 of 305158 = 27.94%

Precincts Reporting  
117 of 117 = 100.00%

**Estacada School District, Director, Zone 2 - Vote for One**

Precinct	William Johnston	Write-in	Cast Votes	Undervotes	Overvotes	Vote by Mail Ballots Cast	Total Ballots Cast	Registered Voters	Turnout Percentage
361	1	0	1	1	0	2	2	35	5.71%
362	22	0	22	20	0	42	42	136	30.88%
363	114	1	115	95	0	210	210	916	22.93%
372	70	5	75	87	0	162	162	621	26.09%
<b>Totals</b>	<b>207</b>	<b>6</b>	<b>213</b>	<b>203</b>	<b>0</b>	<b>416</b>	<b>416</b>	<b>1,708</b>	<b>24.36%</b>

**CERTIFIED COPY OF THE ORIGINAL  
SHERRY HALL, COUNTY CLERK**

BY: Sherry Hall



**Canvass Results Report**

Run Time 2:42 PM  
Run Date 06/03/2021

**Clackamas County**

May 18, 2021 Special District Election

5/18/2021

Page 41

**Official Results**

Registered Voters  
85275 of 305158 = 27.94%

Precincts Reporting  
117 of 117 = 100.00%

**Estacada School District, Director, Zone 3 - Vote for One Unexpired Term**

Precinct	John R Walper	Helena Snyder	Write-in	Cast Votes	Undervotes	Overvotes	Vote by Mail Ballots Cast	Total Ballots Cast	Registered Voters	Turnout Percentage
106	160	168	0	328	79	1	408	408	2,292	17.80%
360	27	19	0	46	8	0	54	54	269	20.07%
362	16	10	0	26	7	0	33	33	108	30.56%
364	15	20	0	35	8	0	43	43	160	26.88%
<b>Totals</b>	<b>218</b>	<b>217</b>	<b>0</b>	<b>435</b>	<b>102</b>	<b>1</b>	<b>538</b>	<b>538</b>	<b>2,829</b>	<b>19.02%</b>

**CERTIFIED COPY OF THE ORIGINAL  
SHERRY HALL, COUNTY CLERK**

BY: Sherry Hall



**Canvass Results Report**

Run Time 2:42 PM  
Run Date 06/03/2021

**Clackamas County**

May 18, 2021 Special District Election

5/18/2021

Page 42

**Official Results**

Registered Voters  
85275 of 305158 = 27.94%

Precincts Reporting  
117 of 117 = 100.00%

**Estacada School District, Director, Zone 4 - Vote for One**

Precinct	Rochelle Shibahara	Write-in	Cast Votes	Undervotes	Overvotes	Vote by Mail Ballots Cast	Total Ballots Cast	Registered Voters	Turnout Percentage
350	32	0	32	28	0	60	60	278	21.58%
362	265	6	271	183	0	454	454	1,651	27.50%
<b>Totals</b>	<b>297</b>	<b>6</b>	<b>303</b>	<b>211</b>	<b>0</b>	<b>514</b>	<b>514</b>	<b>1,929</b>	<b>26.65%</b>

**CERTIFIED COPY OF THE ORIGINAL  
SHERRY HALL, COUNTY CLERK**

BY: Sherry Hall



**Canvass Results Report**

Run Time 2:42 PM  
Run Date 06/03/2021

**Clackamas County**

May 18, 2021 Special District Election

5/18/2021

Page 43

**Official Results**

Registered Voters  
85275 of 305158 = 27.94%

Precincts Reporting  
117 of 117 = 100.00%

**Estacada School District, Director, Zone 5 - Vote for One**

Precinct	Joe Behrman	Write-in	Cast Votes	Undervotes	Overvotes	Vote by Mail Ballots Cast	Total Ballots Cast	Registered Voters	Turnout Percentage
106	92	2	94	62	0	156	156	843	18.51%
360	156	4	160	97	0	257	257	1,295	19.85%
364	116	2	118	97	0	215	215	867	24.80%
<b>Totals</b>	<b>364</b>	<b>8</b>	<b>372</b>	<b>256</b>	<b>0</b>	<b>628</b>	<b>628</b>	<b>3,005</b>	<b>20.90%</b>

**CERTIFIED COPY OF THE ORIGINAL  
SHERRY HALL, COUNTY CLERK**

BY: Sherry Hall



**Canvass Results Report**

Run Time 2:42 PM  
Run Date 06/03/2021

**Clackamas County**

May 18, 2021 Special District Election

5/18/2021

Page 44

**Official Results**

Registered Voters  
85275 of 305158 = 27.94%

Precincts Reporting  
117 of 117 = 100.00%

**Gladstone School District, Director, Position 1 - Vote for One**

Precinct	Jeremy Schumacher	Donna (Coates) Diggs	Write-in	Cast Votes	Undervotes	Overvotes	Vote by Mail Ballots Cast	Total Ballots Cast	Registered Voters	Turnout Percentage
031	260	372	7	639	102	0	741	741	3,003	24.68%
032	435	600	4	1,039	196	0	1,235	1,235	4,867	25.37%
033	27	44	0	71	16	0	87	87	276	31.52%
503	27	52	0	79	18	0	97	97	256	37.89%
505	9	20	0	29	8	0	37	37	140	26.43%
<b>Totals</b>	<b>758</b>	<b>1,088</b>	<b>11</b>	<b>1,857</b>	<b>340</b>	<b>0</b>	<b>2,197</b>	<b>2,197</b>	<b>8,542</b>	<b>25.72%</b>

**CERTIFIED COPY OF THE ORIGINAL  
SHERRY HALL, COUNTY CLERK**

BY: Sherry Hall



**Canvass Results Report**

Run Time 2:42 PM  
Run Date 06/03/2021

**Clackamas County**

May 18, 2021 Special District Election

5/18/2021

Page 45

**Official Results**

Registered Voters  
85275 of 305158 = 27.94%

Precincts Reporting  
117 of 117 = 100.00%

**Gladstone School District, Director, Position 2 - Vote for One**

Precinct	Ginger Zimtbbaum	Write-in	Cast Votes	Undervotes	Overvotes	Vote by Mail Ballots Cast	Total Ballots Cast	Registered Voters	Turnout Percentage
031	470	47	517	224	0	741	741	3,003	24.68%
032	701	98	799	435	1	1,235	1,235	4,867	25.37%
033	49	5	54	33	0	87	87	276	31.52%
503	44	1	45	52	0	97	97	256	37.89%
505	21	0	21	16	0	37	37	140	26.43%
<b>Totals</b>	<b>1,285</b>	<b>151</b>	<b>1,436</b>	<b>760</b>	<b>1</b>	<b>2,197</b>	<b>2,197</b>	<b>8,542</b>	<b>25.72%</b>

**CERTIFIED COPY OF THE ORIGINAL  
SHERRY HALL, COUNTY CLERK**

BY: Sherry Hall



May 18, 2021 Special District Election

Run Time 2:42 PM

5/18/2021


Run Date 06/03/2021

Page 46

Gladstone School District, Director, Position 6 - Vote for One

Precinct	Michael Dexheimer	Greg Lind	Write-in	Cast Votes	Undervotes	Overvotes	Vote by Mail Ballots Cast	Total Ballots Cast	Registered Voters	Turnout Percentage
031	219	385	8	612	129	0	741	741	3,003	24.68%
032	388	608	2	998	237	0	1,235	1,235	4,867	25.37%
033	17	52	0	69	18	0	87	87	276	31.52%
503	24	55	0	79	18	0	97	97	256	37.89%
505	6	22	0	28	9	0	37	37	140	26.43%
<b>Totals</b>	<b>654</b>	<b>1,122</b>	<b>10</b>	<b>1,786</b>	<b>411</b>	<b>0</b>	<b>2,197</b>	<b>2,197</b>	<b>8,542</b>	<b>25.72%</b>

CERTIFIED COPY OF THE ORIGINAL  
SHERRY HALL, COUNTY CLERK

BY: 





**Canvass Results Report**

Run Time 2:42 PM  
Run Date 06/03/2021

**Clackamas County**

May 18, 2021 Special District Election

5/18/2021

Page 47

**Official Results**

Registered Voters  
85275 of 305158 = 27.94%

Precincts Reporting  
117 of 117 = 100.00%

**Gladstone School District, Director, Position 7 - Vote for One**

Precinct	Magdalena McDowell	Tracey Grant	Write-in	Cast Votes	Undervotes	Overvotes	Vote by Mail Ballots Cast	Total Ballots Cast	Registered Voters	Turnout Percentage
031	245	376	6	627	114	0	741	741	3,003	24.68%
032	415	599	3	1,017	218	0	1,235	1,235	4,867	25.37%
033	24	46	0	70	17	0	87	87	276	31.52%
503	30	46	0	76	21	0	97	97	256	37.89%
505	9	20	0	29	8	0	37	37	140	26.43%
<b>Totals</b>	<b>723</b>	<b>1,087</b>	<b>9</b>	<b>1,819</b>	<b>378</b>	<b>0</b>	<b>2,197</b>	<b>2,197</b>	<b>8,542</b>	<b>25.72%</b>

**CERTIFIED COPY OF THE ORIGINAL  
SHERRY HALL, COUNTY CLERK**

BY: Sherry Hall



**Canvass Results Report**

Run Time 2:42 PM  
Run Date 06/03/2021

**Clackamas County**

May 18, 2021 Special District Election

5/18/2021

Page 48

**Official Results**

Registered Voters  
85275 of 305158 = 27.94%

Precincts Reporting  
117 of 117 = 100.00%

**Gresham-Barlow School District 10J, Director, Position 1, Zone 1 - Vote for One Unexpired Term**

Precinct	Robyn Stowers	Holly Riegelmann	Write-In	Cast Votes	Undervotes	Overvotes	Vote by Mail Ballots Cast	Total Ballots Cast	Registered Voters	Turnout Percentage
101	8	6	2	16	7	0	23	23	69	33.33%
102	2	0	0	2	0	0	2	2	2	100.00%
400	61	175	0	236	48	0	284	284	892	31.84%
401	117	303	1	421	100	0	521	521	1,689	30.85%
402	126	326	0	452	98	0	550	550	1,793	30.67%
403	82	181	0	263	78	0	341	341	1,189	28.68%
404	48	218	1	267	72	0	339	339	1,234	27.47%
405	7	25	0	32	6	0	38	38	125	30.40%
414	9	20	1	30	8	0	38	38	158	24.05%
<b>Totals</b>	<b>460</b>	<b>1,254</b>	<b>5</b>	<b>1,719</b>	<b>417</b>	<b>0</b>	<b>2,136</b>	<b>2,136</b>	<b>7,151</b>	<b>29.87%</b>

BY: *Sherry Hall*  
**CERTIFIED COPY OF THE ORIGINAL**  
**SHERRY HALL, COUNTY CLERK**



**Canvass Results Report**

Run Time 2:42 PM  
Run Date 06/03/2021

**Clackamas County**

May 18, 2021 Special District Election

5/18/2021

Page 49

**Official Results**

Registered Voters  
85275 of 305158 = 27.94%

Precincts Reporting  
117 of 117 = 100.00%

**Gresham-Barlow School District 10J, Director, Position 3, Zone 2 - Vote for One**

Precinct	Cathy Vandehey Keathley	Write-In	Cast Votes	Undervotes	Overvotes	Vote by Mail Ballots Cast	Total Ballots Cast	Registered Voters	Turnout Percentage
101	10	1	11	12	0	23	23	69	33.33%
102	2	0	2	0	0	2	2	2	100.00%
400	159	6	165	119	0	284	284	892	31.84%
401	288	7	295	226	0	521	521	1,689	30.85%
402	276	5	281	269	0	550	550	1,793	30.67%
403	164	4	168	173	0	341	341	1,189	28.68%
404	182	1	183	156	0	339	339	1,234	27.47%
405	22	0	22	16	0	38	38	125	30.40%
414	16	1	17	21	0	38	38	158	24.05%
<b>Totals</b>	<b>1,119</b>	<b>25</b>	<b>1,144</b>	<b>992</b>	<b>0</b>	<b>2,136</b>	<b>2,136</b>	<b>7,151</b>	<b>29.87%</b>

**CERTIFIED COPY OF THE ORIGINAL  
SHERRY HALL, COUNTY CLERK**

BY: Sherry Hall



Canvass Results Report

Clackamas County

Official Results

Registered Voters  
85275 of 305158 = 27.94%

May 18, 2021 Special District Election


Precincts Reporting  
117 of 117 = 100.00%

Run Time 2:42 PM

5/18/2021

Run Date 06/03/2021

Page 50



Gresham-Barlow School District 10J, Director, Position 4, At-Large - Vote for One

Precinct	Joe Demers	Jeff C Jones	Julie Frediani	Carla C Piluso	Write-in	Cast Votes	Undervotes	Overvotes	Vote by Mail Ballots Cast	Total Ballots Cast	Registered Voters	Turnout Percentage
101	1	0	6	6	2	15	8	0	23	23	69	33.33%
102	0	0	2	0	0	2	0	0	2	2	2	100.00%
400	37	21	80	80	0	218	65	1	284	284	892	31.84%
401	68	45	171	125	1	410	111	0	521	521	1,689	30.85%
402	63	42	143	179	1	428	122	0	550	550	1,793	30.67%
403	29	39	65	112	2	247	94	0	341	341	1,189	28.68%
404	29	71	97	55	0	252	87	0	339	339	1,234	27.47%
405	4	6	9	9	0	28	10	0	38	38	125	30.40%
414	5	1	10	12	0	28	10	0	38	38	158	24.05%
<b>Totals</b>	<b>236</b>	<b>225</b>	<b>583</b>	<b>578</b>	<b>6</b>	<b>1,628</b>	<b>507</b>	<b>1</b>	<b>2,136</b>	<b>2,136</b>	<b>7,151</b>	<b>29.87%</b>

CERTIFIED COPY OF THE ORIGINAL  
SHERRY HALL, COUNTY CLERK

BY: Sherry Hall

**Canvass Results Report**

Run Time 2:42 PM  
Run Date 06/03/2021

**Clackamas County**

May 18, 2021 Special District Election

5/18/2021

Page 51

**Official Results**

Registered Voters  
85275 of 305158 = 27.94%

Precincts Reporting  
117 of 117 = 100.00%

**Gresham-Barlow School District 10J, Director, Position 5, Zone 4 - Vote for One**

Precinct	Jasia Mosley	Blake Petersen	Write-In	Cast Votes	Undervotes	Overvotes	Vote by Mail Ballots Cast	Total Ballots Cast	Registered Voters	Turnout Percentage
101	5	8	2	15	8	0	23	23	69	33.33%
102	2	0	0	2	0	0	2	2	2	100.00%
400	59	164	0	223	61	0	284	284	892	31.84%
401	77	327	1	405	116	0	521	521	1,689	30.85%
402	91	336	1	428	122	0	550	550	1,793	30.67%
403	59	201	0	260	81	0	341	341	1,189	28.68%
404	50	209	1	260	79	0	339	339	1,234	27.47%
405	3	25	0	28	10	0	38	38	125	30.40%
414	5	23	0	28	10	0	38	38	158	24.05%
<b>Totals</b>	<b>351</b>	<b>1,293</b>	<b>5</b>	<b>1,649</b>	<b>487</b>	<b>0</b>	<b>2,136</b>	<b>2,136</b>	<b>7,151</b>	<b>29.87%</b>

BY:  \_\_\_\_\_

**CERTIFIED COPY OF THE ORIGINAL**  
**SHERRY HALL, COUNTY CLERK**



**Canvass Results Report**

Run Time 2:42 PM  
Run Date 06/03/2021

**Clackamas County**

May 18, 2021 Special District Election

5/18/2021

Page 52

**Official Results**

Registered Voters  
85275 of 305158 = 27.94%

Precincts Reporting  
117 of 117 = 100.00%

**Gresham-Barlow School District 10J, Director, Position 6, At-Large - Vote for One**

Precinct	Adam Sorenson	Mayra L Gomez	Write-In	Cast Votes	Undervotes	Overvotes	Vote by Mail Ballots Cast	Total Ballots Cast	Registered Voters	Turnout Percentage
101	2	11	2	15	8	0	23	23	69	33.33%
102	0	2	0	2	0	0	2	2	2	100.00%
400	118	98	0	216	68	0	284	284	892	31.84%
401	211	170	1	382	139	0	521	521	1,689	30.85%
402	231	182	2	415	135	0	550	550	1,793	30.67%
403	117	124	1	242	99	0	341	341	1,189	28.68%
404	161	83	1	245	94	0	339	339	1,234	27.47%
405	19	7	0	26	12	0	38	38	125	30.40%
414	16	12	0	28	10	0	38	38	158	24.05%
<b>Totals</b>	<b>875</b>	<b>689</b>	<b>7</b>	<b>1,571</b>	<b>565</b>	<b>0</b>	<b>2,136</b>	<b>2,136</b>	<b>7,151</b>	<b>29.87%</b>

BY: 

**CERTIFIED COPY OF THE ORIGINAL**  
**SHERRY HALL, COUNTY CLERK**



**Canvass Results Report**

Run Time 2:42 PM

Run Date 06/03/2021

**Clackamas County**

May 18, 2021 Special District Election

5/18/2021

Page 53

**Official Results**

Registered Voters  
85275 of 305158 = 27.94%

Precincts Reporting  
117 of 117 = 100.00%

**Lake Oswego School District, Director, Position 2 - Vote for One**

Precinct	Neelam Gupta	Write-in	Cast Votes	Undervotes	Overvotes	Vote by Mail Ballots Cast	Total Ballots Cast	Registered Voters	Turnout Percentage
070	0	0	0	3	0	3	3	7	42.86%
134	3	2	5	12	0	17	17	78	21.79%
151	711	13	724	337	0	1,061	1,061	2,791	38.02%
153	1,609	37	1,646	864	0	2,510	2,510	7,856	31.95%
154	359	5	364	156	0	520	520	1,064	48.87%
155	122	1	123	92	0	215	215	650	33.08%
156	1,388	29	1,417	743	0	2,160	2,160	6,523	33.11%
157	59	1	60	45	0	105	105	361	29.09%
159	1,555	40	1,595	833	0	2,428	2,428	7,825	31.03%
160	85	8	93	74	0	167	167	551	30.31%
251	0	0	0	0	0	0	0	0	0.00%
280	278	6	284	139	0	423	423	1,648	25.67%
281	240	3	243	167	0	410	410	1,392	29.45%
282	108	0	108	44	0	152	152	584	26.03%
283	88	2	90	60	0	150	150	432	34.72%

**CERTIFIED COPY OF THE ORIGINAL  
SHERRY HALL, COUNTY CLERK**

BY: 



Canvass Results Report

Clackamas County

Official Results

Registered Voters  
85275 of 305158 = 27.94%

May 18, 2021 Special District Election

Precincts Reporting  
117 of 117 = 100.00%

Run Time 2:42 PM

5/18/2021

Run Date 06/03/2021

Page 54

Lake Oswego School District, Director, Position 2 - Vote for One

284	68	1	69	41	0	110	110	320	34.38%
320	78	2	80	36	0	116	116	336	34.52%
<b>Totals</b>	<b>6,751</b>	<b>150</b>	<b>6,901</b>	<b>3,646</b>	<b>0</b>	<b>10,547</b>	<b>10,547</b>	<b>32,418</b>	<b>32.53%</b>

CERTIFIED COPY OF THE ORIGINAL  
SHERRY HALL, COUNTY CLERK

BY: Sherry Hall





Canvass Results Report

Clackamas County

Official Results

Registered Voters  
85275 of 305158 = 27.94%

May 18, 2021 Special District Election

Precincts Reporting  
117 of 117 = 100.00%

Run Time 2:42 PM

5/18/2021

Run Date 06/03/2021

Page 55

Lake Oswego School District, Director, Position 3 - Vote for One

Precinct	Brian H Bills	Write-in	Cast Votes	Undervotes	Overvotes	Vote by Mail Ballots Cast	Total Ballots Cast	Registered Voters	Turnout Percentage
070	0	0	0	3	0	3	3	7	42.86%
134	5	1	6	11	0	17	17	78	21.79%
151	659	82	741	320	0	1,061	1,061	2,791	38.02%
153	1,454	273	1,727	783	0	2,510	2,510	7,856	31.95%
154	351	16	367	153	0	520	520	1,064	48.87%
155	115	7	122	93	0	215	215	650	33.08%
156	1,289	135	1,424	736	0	2,160	2,160	6,523	33.11%
157	60	4	64	41	0	105	105	361	29.09%
159	1,399	204	1,603	825	0	2,428	2,428	7,825	31.03%
160	84	26	110	57	0	167	167	551	30.31%
251	0	0	0	0	0	0	0	0	0.00%
280	265	19	284	139	0	423	423	1,648	25.67%
281	234	13	247	163	0	410	410	1,392	29.45%
282	101	4	105	47	0	152	152	584	26.03%
283	76	11	87	63	0	150	150	432	34.72%

CERTIFIED COPY OF THE ORIGINAL  
SHERRY HALL, COUNTY CLERK

BY: 



**Canvass Results Report**

Run Time 2:42 PM

Run Date 06/03/2021

**Clackamas County**

May 18, 2021 Special District Election

5/18/2021

Page 56

**Official Results**

Registered Voters  
85275 of 305158 = 27.94%

Precincts Reporting  
117 of 117 = 100.00%

**Lake Oswego School District, Director, Position 3 - Vote for One**

284	60	9	69	41	0	110	110	320	34.38%
320	72	10	82	34	0	116	116	336	34.52%
<b>Totals</b>	<b>6,224</b>	<b>814</b>	<b>7,038</b>	<b>3,509</b>	<b>0</b>	<b>10,547</b>	<b>10,547</b>	<b>32,418</b>	<b>32.53%</b>

**CERTIFIED COPY OF THE ORIGINAL  
SHERRY HALL, COUNTY CLERK**

BY: Sherry Hall



May 18, 2021 Special District Election

Run Time 2:42 PM


5/18/2021

Run Date 06/03/2021

Page 57

Lake Oswego School District, Director, Position 4 - Vote for One

Precinct	Liz Hartman	Jini Stupak	Write-in	Cast Votes	Undervotes	Overvotes	Vote by Mail Ballots Cast	Total Ballots Cast	Registered Voters	Turnout Percentage
070	0	1	0	1	2	0	3	3	7	42.86%
134	10	3	0	13	4	0	17	17	78	21.79%
151	666	207	4	877	184	0	1,061	1,061	2,791	38.02%
153	1,564	490	19	2,073	435	2	2,510	2,510	7,856	31.95%
154	351	81	1	433	87	0	520	520	1,064	48.87%
155	115	48	0	163	52	0	215	215	650	33.08%
156	1,257	496	12	1,765	395	0	2,160	2,160	6,523	33.11%
157	59	33	0	92	13	0	105	105	361	29.09%
159	1,435	537	10	1,982	446	0	2,428	2,428	7,825	31.03%
160	93	37	6	136	31	0	167	167	551	30.31%
251	0	0	0	0	0	0	0	0	0	0.00%
280	253	94	2	349	74	0	423	423	1,648	25.67%
281	205	107	1	313	97	0	410	410	1,392	29.45%
282	85	41	0	126	26	0	152	152	584	26.03%
283	85	37	0	122	28	0	150	150	432	34.72%

BY:   
**CERTIFIED COPY OF THE ORIGINAL**  
**SHERRY HALL, COUNTY CLERK**



**Canvass Results Report**

Run Time 2:42 PM  
Run Date 06/03/2021

**Clackamas County**

May 18, 2021 Special District Election

5/18/2021

Page 58

**Official Results**

Registered Voters  
85275 of 305158 = 27.94%

Precincts Reporting  
117 of 117 = 100.00%

**Lake Oswego School District, Director, Position 4 - Vote for One**

284	52	40	0	92	18	0	110	110	320	34.38%
320	72	24	0	96	20	0	116	116	336	34.52%
<b>Totals</b>	<b>6,302</b>	<b>2,276</b>	<b>55</b>	<b>8,633</b>	<b>1,912</b>	<b>2</b>	<b>10,547</b>	<b>10,547</b>	<b>32,418</b>	<b>32.53%</b>

**CERTIFIED COPY OF THE ORIGINAL  
SHERRY HALL, COUNTY CLERK**

BY: *Sherry Hall*



**Canvass Results Report**


Run Time 2:42 PM  
Run Date 06/03/2021

**Clackamas County**

May 18, 2021 Special District Election

5/18/2021

Page 59



**Official Results**

Registered Voters  
85275 of 305158 = 27.94%

Precincts Reporting  
117 of 117 = 100.00%

**Molalla River School District, Director, Position 2 - Vote for One**

Precinct	Michelle Boren	M Ryan Mutchler	Calvin Nunn	Write-in	Cast Votes	Undervotes	Overvotes	Vote by Mail Ballots Cast	Total Ballots Cast	Registered Voters	Turnout Percentage
111	655	69	176	7	907	202	6	1,115	1,115	6,525	17.09%
330	69	3	33	1	106	37	0	143	143	571	25.04%
350	112	19	41	1	173	60	0	233	233	800	29.13%
351	255	39	106	2	402	143	2	547	547	2,389	22.90%
352	197	27	100	4	328	121	0	449	449	2,073	21.66%
511	109	19	35	0	163	75	0	238	238	908	26.21%
516	94	10	21	0	125	69	0	194	194	731	26.54%
517	190	30	43	0	263	132	0	395	395	1,553	25.43%
<b>Totals</b>	<b>1,681</b>	<b>216</b>	<b>555</b>	<b>15</b>	<b>2,467</b>	<b>839</b>	<b>8</b>	<b>3,314</b>	<b>3,314</b>	<b>15,550</b>	<b>21.31%</b>

**CERTIFIED COPY OF THE ORIGINAL  
SHERRY HALL, COUNTY CLERK**

BY: *Sherry Hall*

**Canvass Results Report**

Run Time 2:42 PM

Run Date 06/03/2021

**Clackamas County**

May 18, 2021 Special District Election

5/18/2021

Page 60

**Official Results**

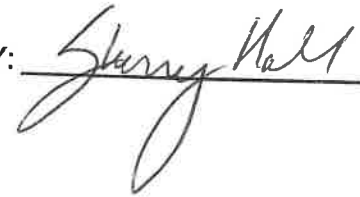
Registered Voters  
85275 of 305158 = 27.94%

Precincts Reporting  
117 of 117 = 100.00%

**Molalla River School District, Director, Position 3 - Vote for One**

Precinct	Mark Lucht	Write-in	Cast Votes	Undervotes	Overvotes	Vote by Mail Ballots Cast	Total Ballots Cast	Registered Voters	Turnout Percentage
111	687	15	702	413	0	1,115	1,115	6,525	17.09%
330	94	1	95	48	0	143	143	571	25.04%
350	121	1	122	111	0	233	233	800	29.13%
351	280	7	287	260	0	547	547	2,389	22.90%
352	232	4	236	213	0	449	449	2,073	21.66%
511	122	2	124	114	0	238	238	908	26.21%
516	89	2	91	103	0	194	194	731	26.54%
517	206	7	213	182	0	395	395	1,553	25.43%
<b>Totals</b>	<b>1,831</b>	<b>39</b>	<b>1,870</b>	<b>1,444</b>	<b>0</b>	<b>3,314</b>	<b>3,314</b>	<b>15,550</b>	<b>21.31%</b>

**CERTIFIED COPY OF THE ORIGINAL  
SHERRY HALL, COUNTY CLERK**

BY: 



**Canvass Results Report**

Run Time 2:42 PM  
Run Date 06/03/2021

**Clackamas County**

May 18, 2021 Special District Election

5/18/2021

Page 61

**Official Results**

Registered Voters  
85275 of 305158 = 27.94%

Precincts Reporting  
117 of 117 = 100.00%

**Molalla River School District, Director, Position 5 - Vote for One**

Precinct	Terrie Stafford	Write-in	Cast Votes	Undervotes	Overvotes	Vote by Mail Ballots Cast	Total Ballots Cast	Registered Voters	Turnout Percentage
111	700	11	711	403	1	1,115	1,115	6,525	17.09%
330	76	1	77	66	0	143	143	571	25.04%
350	108	2	110	123	0	233	233	800	29.13%
351	271	7	278	269	0	547	547	2,389	22.90%
352	217	4	221	228	0	449	449	2,073	21.66%
511	118	3	121	117	0	238	238	908	26.21%
516	88	3	91	103	0	194	194	731	26.54%
517	199	4	203	192	0	395	395	1,553	25.43%
<b>Totals</b>	<b>1,777</b>	<b>35</b>	<b>1,812</b>	<b>1,501</b>	<b>1</b>	<b>3,314</b>	<b>3,314</b>	<b>15,550</b>	<b>21.31%</b>

**CERTIFIED COPY OF THE ORIGINAL  
SHERRY HALL, COUNTY CLERK**

BY: Sherry Hall



**Canvass Results Report**

Run Time 2:42 PM  
Run Date 06/03/2021

**Clackamas County**

May 18, 2021 Special District Election

5/18/2021

Page 62

**Official Results**

Registered Voters  
85275 of 305158 = 27.94%

Precincts Reporting  
117 of 117 = 100.00%

**Molalla River School District, Director, Position 6 - Vote for One**

Precinct	Amy McNeil	Jennifer Satter	Write-in	Cast Votes	Undervotes	Overvotes	Vote by Mail Ballots Cast	Total Ballots Cast	Registered Voters	Turnout Percentage
111	515	383	4	902	213	0	1,115	1,115	6,525	17.09%
330	46	54	1	101	42	0	143	143	571	25.04%
350	82	73	1	156	77	0	233	233	800	29.13%
351	203	191	3	397	150	0	547	547	2,389	22.90%
352	172	153	3	328	121	0	449	449	2,073	21.66%
511	72	88	0	160	78	0	238	238	908	26.21%
516	60	69	0	129	65	0	194	194	731	26.54%
517	124	146	4	274	121	0	395	395	1,553	25.43%
<b>Totals</b>	<b>1,274</b>	<b>1,157</b>	<b>16</b>	<b>2,447</b>	<b>867</b>	<b>0</b>	<b>3,314</b>	<b>3,314</b>	<b>15,550</b>	<b>21.31%</b>

BY: *Sherry Hall*

**CERTIFIED COPY OF THE ORIGINAL**  
**SHERRY HALL, COUNTY CLERK**





**Canvass Results Report**

Run Time 2:42 PM  
Run Date 06/03/2021

**Clackamas County**

May 18, 2021 Special District Election

5/18/2021

Page 63

**Official Results**

Registered Voters  
85275 of 305158 = 27.94%

Precincts Reporting  
117 of 117 = 100.00%

**Newberg School District, Director, Zone 1 - Vote for One**

Precinct	Ron Mock	Trevor DeHart	Cast Votes	Undervotes	Overvotes	Vote by Mail Ballots Cast	Total Ballots Cast	Registered Voters	Turnout Percentage
323	36	34	70	38	0	108	108	349	30.95%
<b>Totals</b>	<b>36</b>	<b>34</b>	<b>70</b>	<b>38</b>	<b>0</b>	<b>108</b>	<b>108</b>	<b>349</b>	<b>30.95%</b>

**CERTIFIED COPY OF THE ORIGINAL  
SHERRY HALL, COUNTY CLERK**

BY: *Sherry Hall*



**Canvass Results Report**

Run Time 2:42 PM  
Run Date 06/03/2021

**Clackamas County**

May 18, 2021 Special District Election

5/18/2021

Page 64

**Official Results**

Registered Voters  
85275 of 305158 = 27.94%

Precincts Reporting  
117 of 117 = 100.00%

**Newberg School District, Director, Zone 4 - Vote for One**

Precinct	John Read	Ines Pena	Cast Votes	Undervotes	Overvotes	Vote by Mail Ballots Cast	Total Ballots Cast	Registered Voters	Turnout Percentage
323	35	36	71	37	0	108	108	349	30.95%
<b>Totals</b>	<b>35</b>	<b>36</b>	<b>71</b>	<b>37</b>	<b>0</b>	<b>108</b>	<b>108</b>	<b>349</b>	<b>30.95%</b>

**CERTIFIED COPY OF THE ORIGINAL  
SHERRY HALL, COUNTY CLERK**

BY: 



**Canvass Results Report**

Run Time: 2:42 PM  
 Run Date: 06/03/2021

**Clackamas County**

May 18, 2021 Special District Election

5/18/2021

Page 65

**Official Results**

Registered Voters  
 85275 of 305158 = 27.94%

Precincts Reporting  
 117 of 117 = 100.00%

**Newberg School District, Director, Zone 5 - Vote for One**

Precinct	Bob Woodruff	Tai Harden	Renee Powell	Cast Votes	Undervotes	Overvotes	Vote by Mail Ballots Cast	Total Ballots Cast	Registered Voters	Turnout Percentage
323	11	23	34	68	40	0	108	108	349	30.95%
<b>Totals</b>	<b>11</b>	<b>23</b>	<b>34</b>	<b>68</b>	<b>40</b>	<b>0</b>	<b>108</b>	<b>108</b>	<b>349</b>	<b>30.95%</b>

**CERTIFIED COPY OF THE ORIGINAL  
 SHERRY HALL, COUNTY CLERK**

BY: *Sherry Hall*



Canvass Results Report

Clackamas County

Official Results

Registered Voters  
85275 of 305158 = 27.94%

May 18, 2021 Special District Election



Precincts Reporting  
117 of 117 = 100.00%

Run Time 2:42 PM

5/18/2021

Run Date 06/03/2021

Page 66

North Clackamas School District, Director, Position 4 - Vote for One

Precinct	Tory McVay	Donald McInnis	Ryan Founds	Write-in	Cast Votes	Undervotes	Overvotes	Vote by Mail Ballots Cast	Total Ballots Cast	Registered Voters	Turnout Percentage
033	41	11	8	0	60	22	0	82	82	270	30.37%
040	29	17	12	0	58	21	0	79	79	366	21.58%
051	1	4	1	0	6	0	0	6	6	125	4.80%
052	125	33	20	1	179	31	0	210	210	832	25.24%
053	1,347	260	228	8	1,843	291	0	2,134	2,134	8,054	26.50%
055	1,109	275	223	5	1,612	342	0	1,954	1,954	6,892	28.35%
072	20	1	1	0	22	5	0	27	27	121	22.31%
073	18	12	8	0	38	12	0	50	50	241	20.75%
074	8	4	0	0	12	1	0	13	13	72	18.06%
099	0	0	0	0	0	0	0	0	0	1	0.00%
100	61	42	31	0	134	29	0	163	163	480	33.96%
101	1,047	496	208	3	1,754	323	1	2,078	2,078	8,302	25.03%
102	96	56	22	0	174	25	0	199	199	886	22.46%
103	682	290	143	1	1,116	241	0	1,357	1,357	4,324	31.38%
104	1	1	0	0	2	1	0	3	3	4	75.00%

BY: 

CERTIFIED COPY OF THE ORIGINAL  
SHERRY HALL, COUNTY CLERK

Canvass Results Report

Run Time 2:42 PM  
Run Date 06/03/2021

Clackamas County

May 18, 2021 Special District Election

5/18/2021

Page 67



Official Results

Registered Voters  
85275 of 305158 = 27.94%

Precincts Reporting  
117 of 117 = 100.00%

North Clackamas School District, Director, Position 4 - Vote for One

105	211	120	53	0	384	38	0	422	422	1,340	31.49%
402	4	2	0	0	6	0	0	6	6	24	25.00%
410	251	116	51	0	418	81	0	499	499	2,083	23.96%
411	463	199	107	1	770	176	0	946	946	3,769	25.10%
412	303	164	89	6	562	115	0	677	677	2,614	25.90%
413	205	101	75	1	382	57	0	439	439	2,965	14.81%
414	35	23	22	2	82	18	0	100	100	260	38.46%
415	3	2	1	0	6	3	0	9	9	73	12.33%
416	651	267	121	5	1,044	214	0	1,258	1,258	5,106	24.64%
417	2	0	0	0	2	0	0	2	2	40	5.00%
418	334	121	94	1	550	136	0	686	686	2,868	23.92%
419	60	14	14	0	88	29	0	117	117	369	31.71%
420	221	34	52	1	308	60	0	368	368	1,478	24.90%
421	519	171	119	2	811	189	0	1,000	1,000	3,429	29.16%
422	659	231	177	4	1,071	240	0	1,311	1,311	8,663	15.13%
500	45	11	18	2	76	21	0	97	97	373	26.01%
501	1,050	155	130	7	1,342	199	0	1,541	1,541	4,750	32.44%
502	1,227	306	275	5	1,813	375	1	2,189	2,189	7,811	28.02%
503	515	149	130	6	800	182	1	983	983	2,901	33.88%
504	305	97	84	5	491	120	1	612	612	2,407	25.43%
506	285	127	88	1	501	154	1	656	656	2,940	22.31%
515	132	51	51	3	237	55	0	292	292	1,217	23.99%
<b>Totals</b>	<b>12,065</b>	<b>3,963</b>	<b>2,656</b>	<b>70</b>	<b>18,754</b>	<b>3,806</b>	<b>5</b>	<b>22,565</b>	<b>22,565</b>	<b>88,450</b>	<b>25.51%</b>

BY: *Sherry Hall*

CERTIFIED COPY OF THE ORIGINAL  
SHERRY HALL, COUNTY CLERK

Canvass Results Report

Run Time 2:42 PM  
Run Date 06/03/2021

Clackamas County

May 18, 2021 Special District Election

5/18/2021

Page 68



Official Results

Registered Voters  
85275 of 305158 = 27.94%

Precincts Reporting  
117 of 117 = 100.00%

North Clackamas School District, Director, Position 6 - Vote for One

Precinct	Lars Best	Mitzi Bauer	Tara Nelson	Write-in (W)	Cast Votes	Undervotes	Overvotes	Vote by Mail Ballots Cast	Total Ballots Cast	Registered Voters	Turnout Percentage
033	10	35	16	0	61	20	1	82	82	270	30.37%
040	14	29	17	0	60	19	0	79	79	366	21.58%
051	0	6	0	0	6	0	0	6	6	125	4.80%
052	21	120	40	0	181	29	0	210	210	832	25.24%
053	257	1,260	340	6	1,863	270	1	2,134	2,134	8,054	26.50%
055	236	1,043	352	5	1,636	318	0	1,954	1,954	6,892	28.35%
072	0	21	1	0	22	5	0	27	27	121	22.31%
073	8	17	13	0	38	12	0	50	50	241	20.75%
074	1	9	1	0	11	2	0	13	13	72	18.06%
099	0	0	0	0	0	0	0	0	0	1	0.00%
100	7	73	54	0	134	29	0	163	163	480	33.96%
101	220	934	621	1	1,776	301	1	2,078	2,078	8,302	25.03%
102	27	100	50	0	177	22	0	199	199	886	22.46%
103	136	656	354	1	1,147	208	0	1,355	1,355	4,324	31.34%
104	0	2	1	0	3	0	0	3	3	4	75.00%

BY:

CERTIFIED COPY OF THE ORIGINAL  
SHERRY HALL, COUNTY CLERK


Canvass Results Report

Clackamas County

Official Results

Registered Voters  
85275 of 305158 = 27.94%

May 18, 2021 Special District Election



Precincts Reporting  
117 of 117 = 100.00%

Run Time 2:42 PM

5/18/2021

Run Date 06/03/2021

Page 69

North Clackamas School District, Director, Position 6 - Vote for One

105	35	225	132	0	392	30	0	422	422	1,340	31.49%
402	2	3	1	0	6	0	0	6	6	24	25.00%
410	61	237	134	0	432	69	0	501	501	2,083	24.05%
411	89	458	251	1	799	147	0	946	946	3,769	25.10%
412	74	272	234	4	584	93	0	677	677	2,614	25.90%
413	77	159	144	3	383	56	0	439	439	2,965	14.81%
414	18	31	31	4	84	16	0	100	100	260	38.46%
415	0	2	4	0	6	3	0	9	9	73	12.33%
416	155	574	342	4	1,075	183	0	1,258	1,258	5,106	24.64%
417	0	2	0	0	2	0	0	2	2	40	5.00%
418	92	316	154	1	563	123	0	686	686	2,868	23.92%
419	18	52	19	0	89	28	0	117	117	369	31.71%
420	38	194	76	1	309	59	0	368	368	1,478	24.90%
421	113	473	238	2	826	174	0	1,000	1,000	3,429	29.16%
422	214	586	280	5	1,085	226	0	1,311	1,311	8,663	15.13%
500	6	47	22	2	77	20	0	97	97	373	26.01%
501	138	1,018	183	6	1,345	196	0	1,541	1,541	4,750	32.44%
502	242	1,193	402	6	1,843	346	0	2,189	2,189	7,811	28.02%
503	127	471	217	4	819	163	1	983	983	2,901	33.88%
504	63	308	131	3	505	106	1	612	612	2,407	25.43%
506	100	250	155	0	505	149	2	656	656	2,940	22.31%
515	41	115	80	1	237	55	0	292	292	1,217	23.99%
<b>Totals</b>	<b>2,640</b>	<b>11,291</b>	<b>5,090</b>	<b>60</b>	<b>19,081</b>	<b>3,477</b>	<b>7</b>	<b>22,565</b>	<b>22,565</b>	<b>88,450</b>	<b>25.51%</b>

BY: *Sherry Hall*

CERTIFIED COPY OF THE ORIGINAL  
SHERRY HALL, COUNTY CLERK



Canvass Results Report

Run Time 2:42 PM  
Run Date 06/03/2021

Clackamas County

May 18, 2021 Special District Election



5/18/2021  
Page 70

CERTIFIED COPY OF THE ORIGINAL  
SHERRY HALL, COUNTY CLERK

BY: *Sherry Hall*

Official Results

Registered Voters  
85275 of 305158 = 27.94%

Precincts Reporting  
117 of 117 = 100.00%

North Clackamas School District, Director, Position 5 - Vote for One

Precinct	Kathy Wai	Kori Haynes	Jon Simonson	Write-in	Cast Votes	Undervotes	Overvotes	Vote by Mail Ballots Cast	Total Ballots Cast	Registered Voters	Turnout Percentage
033	33	17	11	0	61	21	0	82	82	270	30.37%
040	30	21	10	1	62	17	0	79	79	366	21.58%
051	6	0	0	0	6	0	0	6	6	125	4.80%
052	118	33	27	1	179	31	0	210	210	832	25.24%
053	1,400	309	163	5	1,877	257	0	2,134	2,134	8,054	26.50%
055	1,128	323	186	4	1,641	311	2	1,954	1,954	6,892	28.35%
072	20	1	2	0	23	4	0	27	27	121	22.31%
073	18	13	7	0	38	12	0	50	50	241	20.75%
074	7	2	1	0	10	3	0	13	13	72	18.06%
099	0	0	0	0	0	0	0	0	0	1	0.00%
100	68	50	21	0	139	24	0	163	163	480	33.96%
101	986	580	231	1	1,798	279	1	2,078	2,078	8,302	25.03%
102	105	53	20	0	178	21	0	199	199	886	22.46%
103	667	356	141	1	1,165	192	0	1,357	1,357	4,324	31.38%
104	1	1	0	0	2	1	0	3	3	4	75.00%



Canvass Results Report

Run Time 2:42 PM  
Run Date 06/03/2021

Clackamas County



May 18, 2021 Special District Election

5/18/2021

Page 71

CERTIFIED COPY OF THE ORIGINAL  
SHERRY HALL, COUNTY CLERK

BY: *Sherry Hall*

Official Results

Registered Voters  
85275 of 305158 = 27.94%

Precincts Reporting  
117 of 117 = 100.00%

North Clackamas School District, Director, Position 5 - Vote for One

105	207	129	56	0	392	30	0	422	422	1,340	31.49%
402	5	1	0	0	6	0	0	6	6	24	25.00%
410	267	128	44	0	439	60	0	499	499	2,083	23.96%
411	450	243	102	1	796	150	0	946	946	3,769	25.10%
412	293	216	68	3	580	97	0	677	677	2,614	25.90%
413	206	124	59	1	390	49	0	439	439	2,965	14.81%
414	38	27	14	4	83	17	0	100	100	260	38.46%
415	3	3	0	0	6	3	0	9	9	73	12.33%
416	640	301	144	3	1,088	170	0	1,258	1,258	5,106	24.64%
417	2	0	0	0	2	0	0	2	2	40	5.00%
418	334	169	69	1	573	112	1	686	686	2,868	23.92%
419	56	26	9	0	91	26	0	117	117	369	31.71%
420	223	55	29	1	308	60	0	368	368	1,478	24.90%
421	529	193	101	2	825	173	2	1,000	1,000	3,429	29.16%
422	695	247	139	4	1,085	226	0	1,311	1,311	8,663	15.13%
500	45	20	11	2	78	19	0	97	97	373	26.01%
501	1,042	192	121	5	1,360	181	0	1,541	1,541	4,750	32.44%
502	1,238	390	226	6	1,860	329	0	2,189	2,189	7,811	28.02%
503	493	223	104	4	824	158	1	983	983	2,901	33.88%
504	316	121	63	1	501	110	1	612	612	2,407	25.43%
506	288	133	95	0	516	139	1	656	656	2,940	22.31%
515	121	67	49	1	238	54	0	292	292	1,217	23.99%
<b>Totals</b>	<b>12,078</b>	<b>4,767</b>	<b>2,323</b>	<b>52</b>	<b>19,220</b>	<b>3,336</b>	<b>9</b>	<b>22,565</b>	<b>22,565</b>	<b>88,450</b>	<b>25.51%</b>

Canvass Results Report

Clackamas County

Official Results

Registered Voters  
85275 of 305158 = 27.94%

May 18, 2021 Special District Election

Precincts Reporting  
117 of 117 = 100.00%

Run Time 2:42 PM

5/18/2021

Run Date 06/03/2021

Page 72

Oregon City School District, Director, Position 1 - Vote for One

Precinct	Michele Lee Stroh	Martha Spiers	Write-in	Cast Votes	Undervotes	Overvotes	Vote by Mail Ballots Cast	Total Ballots Cast	Registered Voters	Turnout Percentage
002	457	683	5	1,145	248	0	1,393	1,393	6,511	21.39%
003	849	832	10	1,691	339	0	2,030	2,030	8,311	24.43%
004	47	31	0	78	20	0	98	98	309	31.72%
005	352	276	2	630	103	0	733	733	3,176	23.08%
006	981	675	1	1,657	231	0	1,888	1,888	5,719	33.01%
007	172	163	2	337	70	0	407	407	2,006	20.29%
010	1	2	0	3	6	0	9	9	26	34.62%
031	10	24	0	34	8	0	42	42	213	19.72%
033	8	14	0	22	11	0	33	33	182	18.13%
504	269	454	5	728	208	0	936	936	3,968	23.59%
505	3	2	0	5	0	0	5	5	38	13.16%
510	142	125	1	268	78	0	346	346	1,180	29.32%
511	36	22	0	58	9	0	67	67	202	33.17%
512	188	177	2	367	72	0	439	439	1,908	23.01%
513	346	284	3	633	116	0	749	749	2,494	30.03%

BY:   
**CERTIFIED COPY OF THE ORIGINAL**  
**SHERRY HALL, COUNTY CLERK**



**Canvass Results Report**

Run Time 2:42 PM  
Run Date 06/03/2021

**Clackamas County**

May 18, 2021 Special District Election

5/18/2021

Page 73

**Official Results**

Registered Voters  
85275 of 305158 = 27.94%

Precincts Reporting  
117 of 117 = 100.00%

**Oregon City School District, Director, Position 1 - Vote for One**

514	931	753	10	1,694	429	0	2,123	2,123	7,391	28.72%
517	0	0	0	0	2	0	2	2	2	100.00%
518	35	21	0	56	19	0	75	75	285	26.32%
519	138	84	1	223	53	0	276	276	976	28.28%
<b>Totals</b>	<b>4,965</b>	<b>4,622</b>	<b>42</b>	<b>9,629</b>	<b>2,022</b>	<b>0</b>	<b>11,651</b>	<b>11,651</b>	<b>44,897</b>	<b>25.95%</b>

**CERTIFIED COPY OF THE ORIGINAL  
SHERRY HALL, COUNTY CLERK**

BY: Sherry Hall



Registered Voters  
85275 of 305158 = 27.94%

May 18, 2021 Special District Election

Precincts Reporting  
117 of 117 = 100.00%

Run Time 2:42 PM

5/18/2021

Run Date 06/03/2021

Page 74

Oregon City School District, Director, Position 3 - Vote for One

Precinct	Michael Canchola	Jason CiKemperich	Write-in	Cast Votes	Undervotes	Overvotes	Vote by Mail Ballots Cast	Total Ballots Cast	Registered Voters	Turnout Percentage
002	522	616	4	1,142	251	0	1,393	1,393	6,511	21.39%
003	866	819	6	1,691	339	0	2,030	2,030	8,311	24.43%
004	50	29	0	79	19	0	98	98	309	31.72%
005	361	262	2	625	108	0	733	733	3,176	23.08%
006	1,023	627	1	1,651	237	0	1,888	1,888	5,719	33.01%
007	187	149	2	338	69	0	407	407	2,006	20.29%
010	2	3	0	5	4	0	9	9	26	34.62%
031	13	17	0	30	12	0	42	42	213	19.72%
033	7	14	0	21	12	0	33	33	182	18.13%
504	280	447	3	730	206	0	936	936	3,968	23.59%
505	3	2	0	5	0	0	5	5	38	13.16%
510	135	132	2	269	77	0	346	346	1,180	29.32%
511	42	17	0	59	8	0	67	67	202	33.17%
512	212	156	0	368	71	0	439	439	1,908	23.01%
513	361	267	3	631	118	0	749	749	2,494	30.03%

BY:  **CERTIFIED COPY OF THE ORIGINAL**  
**SHERRY HALL, COUNTY CLERK**



Canvass Results Report

Clackamas County

Official Results

Registered Voters  
85275 of 305158 = 27.94%

May 18, 2021 Special District Election

Precincts Reporting  
117 of 117 = 100.00%

Run Time 2:42 PM

5/18/2021

Run Date 06/03/2021

Page 75

Oregon City School District, Director, Position 3 - Vote for One

514	1,013	684	10	1,707	416	0	2,123	2,123	7,391	28.72%
517	0	0	0	0	2	0	2	2	2	100.00%
518	36	22	0	58	17	0	75	75	285	26.32%
519	146	79	1	226	50	0	276	276	976	28.28%
<b>Totals</b>	<b>5,259</b>	<b>4,342</b>	<b>34</b>	<b>9,635</b>	<b>2,016</b>	<b>0</b>	<b>11,651</b>	<b>11,651</b>	<b>44,897</b>	<b>25.95%</b>

**CERTIFIED COPY OF THE ORIGINAL  
SHERRY HALL, COUNTY CLERK**

BY: 



**Canvass Results Report**

Run Time 2:42 PM  
Run Date 06/03/2021

**Clackamas County**

May 18, 2021 Special District Election

5/18/2021

Page 76

**Official Results**

Registered Voters  
85275 of 305158 = 27.94%

Precincts Reporting  
117 of 117 = 100.00%

**Oregon City School District, Director, Position 4 - Vote for One**

Precinct	Debbie Hays	Jeana G Gonzales	Write-in	Cast Votes	Undervotes	Overvotes	Vote by Mail Ballots Cast	Total Ballots Cast	Registered Voters	Turnout Percentage
002	466	675	4	1,145	248	0	1,393	1,393	6,511	21.39%
003	795	875	9	1,679	351	0	2,030	2,030	8,311	24.43%
004	50	30	0	80	18	0	98	98	309	31.72%
005	343	278	2	623	110	0	733	733	3,176	23.08%
006	917	719	3	1,639	249	0	1,888	1,888	5,719	33.01%
007	160	171	3	334	73	0	407	407	2,006	20.29%
010	2	2	0	4	5	0	9	9	26	34.62%
031	15	17	0	32	10	0	42	42	213	19.72%
033	9	11	0	20	13	0	33	33	182	18.13%
504	277	449	4	730	206	0	936	936	3,968	23.59%
505	3	2	0	5	0	0	5	5	38	13.16%
510	124	141	1	266	80	0	346	346	1,180	29.32%
511	40	18	0	58	9	0	67	67	202	33.17%
512	180	181	0	361	78	0	439	439	1,908	23.01%
513	336	287	2	625	124	0	749	749	2,494	30.03%

BY:  **SHERRY HALL, COUNTY CLERK**



Canvass Results Report

Clackamas County

Official Results

Registered Voters  
85275 of 305158 = 27.94%

May 18, 2021 Special District Election

Precincts Reporting  
117 of 117 = 100.00%

Run Time 2:42 PM

5/18/2021

Run Date 06/03/2021

Page 77

Oregon City School District, Director, Position 4 - Vote for One

514	914	771	16	1,701	421	1	2,123	2,123	7,391	28.72%
517	0	0	0	0	2	0	2	2	2	100.00%
518	28	27	0	55	20	0	75	75	285	26.32%
519	139	83	1	223	53	0	276	276	976	28.28%
<b>Totals</b>	<b>4,798</b>	<b>4,737</b>	<b>45</b>	<b>9,580</b>	<b>2,070</b>	<b>1</b>	<b>11,651</b>	<b>11,651</b>	<b>44,897</b>	<b>25.95%</b>

CERTIFIED COPY OF THE ORIGINAL  
SHERRY HALL, COUNTY CLERK

BY: Sherry Hall





**Canvass Results Report**

Run Time 2:42 PM  
Run Date 06/03/2021

**Clackamas County**



May 18, 2021 Special District Election

5/18/2021

Page 78

BY: *Sherry Hall*

**CERTIFIED COPY OF THE ORIGINAL  
SHERRY HALL, COUNTY CLERK**

**Official Results**

Registered Voters  
85275 of 305158 = 27.94%

Precincts Reporting  
117 of 117 = 100.00%

**Oregon City School District, Director, Position 6 - Vote for One Unexpired Term**

Precinct	David Burkhardt	Rob Clamp	Lynsey Smith	Mandi M Philpott	Write-in	Cast Votes	Undervotes	Overvotes	Vote by Mail Ballots Cast	Total Ballots Cast	Registered Voters	Turnout Percentage
002	158	380	136	430	3	1,107	284	2	1,393	1,393	6,511	21.39%
003	257	504	157	726	6	1,650	380	0	2,030	2,030	8,311	24.43%
004	11	16	8	46	0	81	17	0	98	98	309	31.72%
005	97	154	75	290	2	618	113	2	733	733	3,176	23.08%
006	263	366	146	825	4	1,604	276	8	1,888	1,888	5,719	33.01%
007	56	86	47	131	2	322	82	3	407	407	2,006	20.29%
010	0	0	0	2	0	2	7	0	9	9	26	34.62%
031	3	13	7	7	0	30	12	0	42	42	213	19.72%
033	5	4	6	5	0	20	13	0	33	33	182	18.13%
504	153	213	91	254	6	717	215	4	936	936	3,968	23.59%
505	2	3	0	0	0	5	0	0	5	5	38	13.16%
510	59	70	10	123	0	262	84	0	346	346	1,180	29.32%
511	15	9	4	28	0	56	11	0	67	67	202	33.17%
512	77	82	56	142	1	358	81	0	439	439	1,908	23.01%
513	119	172	45	272	3	611	137	1	749	749	2,494	30.03%



Canvass Results Report

Clackamas County

Official Results

Registered Voters  
85275 of 305158 = 27.94%

May 18, 2021 Special District Election

Precincts Reporting  
117 of 117 = 100.00%

Run Time 2:42 PM

5/18/2021

Run Date 06/03/2021

Page 79

Oregon City School District, Director, Position 6 - Vote for One Unexpired Term

514	327	447	112	765	11	1,662	459	2	2,123	2,123	7,391	28.72%
517	0	0	0	0	0	0	2	0	2	2	2	100.00%
518	16	5	7	27	0	55	20	0	75	75	285	26.32%
519	44	59	15	102	1	221	55	0	276	276	976	28.28%
<b>Totals</b>	<b>1,662</b>	<b>2,583</b>	<b>922</b>	<b>4,175</b>	<b>39</b>	<b>9,381</b>	<b>2,248</b>	<b>22</b>	<b>11,651</b>	<b>11,651</b>	<b>44,897</b>	<b>25.95%</b>

CERTIFIED COPY OF THE ORIGINAL  
SHERRY HALL, COUNTY CLERK

BY: *Sherry Hall*



Canvass Results Report

Clackamas County

Official Results

Registered Voters  
85275 of 305158 = 27.94%

May 18, 2021 Special District Election

Precincts Reporting  
117 of 117 = 100.00%

Run Time 2:42 PM


5/18/2021

Run Date 06/03/2021

Page 80

Oregon Trail School District, Director, Zone 1 - Vote for One

Precinct	Marjan Salveter	Write-in	Cast Votes	Undervotes	Overvotes	Vote by Mail Ballots Cast	Total Ballots Cast	Registered Voters	Turnout Percentage
107	201	2	203	183	0	386	386	2,209	17.47%
108	578	13	591	452	0	1,043	1,043	6,081	17.15%
370	426	13	439	463	0	902	902	3,798	23.75%
371	129	3	132	122	0	254	254	956	26.57%
373	614	10	624	572	0	1,196	1,196	4,753	25.16%
403	30	0	30	21	0	51	51	187	27.27%
404	419	7	426	485	0	911	911	3,571	25.51%
405	230	5	235	271	0	506	506	2,080	24.33%
406	41	0	41	27	0	68	68	497	13.68%
<b>Totals</b>	<b>2,668</b>	<b>53</b>	<b>2,721</b>	<b>2,596</b>	<b>0</b>	<b>5,317</b>	<b>5,317</b>	<b>24,132</b>	<b>22.03%</b>

BY:   
**CERTIFIED COPY OF THE ORIGINAL**  
**SHERRY HALL, COUNTY CLERK**



Canvass Results Report

Run Time 2:42 PM  
Run Date 06/03/2021

Clackamas County



May 18, 2021 Special District Election

5/18/2021

Page 81

BY:

*Sherry Hall*

CERTIFIED COPY OF THE ORIGINAL  
SHERRY HALL, COUNTY CLERK

Official Results

Registered Voters  
85275 of 305158 = 27.94%

Precincts Reporting  
117 of 117 = 100.00%

Total Ballots Cast	Registered Voters	Turnout Percentage
386	2,209	17.47%
1,043	6,081	17.15%
902	3,798	23.75%
254	956	26.57%
1,196	4,753	25.16%
51	187	27.27%
911	3,571	25.51%
506	2,080	24.33%
68	497	13.68%
<b>5,317</b>	<b>24,132</b>	<b>22.03%</b>

Canvass Results Report

Run Time 2:42 PM  
Run Date 06/03/2021

Clackamas County



May 18, 2021 Special District Election

5/18/2021

Page 82

BY:

*Sherry Hall*

CERTIFIED COPY OF THE ORIGINAL  
SHERRY HALL, COUNTY CLERK

Official Results

Registered Voters  
85275 of 305158 = 27.94%

Precincts Reporting  
117 of 117 = 100.00%

Tracy Wells (W)	Travis Brewster (W)	Treven Barrett (W)	Tyler Hall (W)	Vito Batista (W)	Vladimir Lenin (W)	Vladimir Lomen (W)	William D Moore (W)	William Johnson (W)	Write-in	Cast Votes	Undervotes	Overvotes	Vote by Mail Ballots Cast
0	0	0	0	0	0	0	0	0	0	38	348	0	386
1	0	0	1	1	0	2	0	0	1	128	915	0	1,043
0	0	0	0	0	0	0	0	0	0	67	835	0	902
0	0	0	0	0	1	0	0	0	1	28	226	0	254
0	2	2	0	0	0	0	0	0	0	130	1,066	0	1,196
0	0	0	0	0	0	0	0	0	0	2	49	0	51
0	0	0	0	0	0	0	2	1	0	67	844	0	911
0	0	0	0	0	0	4	0	0	0	32	474	0	506
0	0	0	0	0	0	0	0	0	0	5	63	0	68
1	2	2	1	1	1	6	2	1	2	497	4,820	0	5,317



Canvass Results Report

Run Time 2:42 PM  
Run Date 06/03/2021

Clackamas County



May 18, 2021 Special District Election

5/18/2021

Page 84

BY:

*Sherry Hall*

CERTIFIED COPY OF THE ORIGINAL  
SHERRY HALL, COUNTY CLERK

Official Results

Registered Voters  
85275 of 305158 = 27.94%

Precincts Reporting  
117 of 117 = 100.00%

Sharon Jones (W)	Simon Davis (W)	Spencer Hunt (W)	Stan Pulliam (W)	Stanley B. Peders (W)	Stephanie Craven (W)	Steve Fawver (W)	Steve Wright (W)	Steven Scott Williamson (W)	Stu Weber (W)	Susan Alban (W)	Susan Craig (W)	Susan K Sanders (W)
0	0	1	0	0	0	0	0	0	0	0	0	0
0	1	0	0	1	0	0	0	3	0	2	1	1
0	0	0	0	0	0	0	1	0	0	0	0	0
0	0	0	0	0	0	0	0	0	0	0	0	0
0	0	0	0	0	0	0	0	0	1	7	0	0
0	0	0	0	0	0	0	0	0	0	0	0	0
1	0	0	2	0	1	0	0	0	0	0	0	0
0	0	0	0	0	0	0	1	0	0	0	0	0
0	0	0	0	0	0	0	0	0	0	0	0	0
1	1	1	2	1	1	1	1	3	1	9	1	1





Canvass Results Report

Run Time 2:42 PM  
Run Date 06/03/2021

Clackamas County



May 18, 2021 Special District Election

5/18/2021

Page 86

BY:

*Sherry Hall*

CERTIFIED COPY OF THE ORIGINAL  
SHERRY HALL, COUNTY CLERK

Official Results

Registered Voters  
85275 of 305158 = 27.94%

Precincts Reporting  
117 of 117 = 100.00%

Pete Hoffman (W)	Randy Taylor (W)	Raymond W. Pace (W)	Rebecca Bishop (W)	Regina Lythgoe (W)	Richard Teneyck (W)	Rob Clamp (W)	Robert Gasso (W)	Robert Salveter (W)	Rodney Beanheimer (W)	Ron Bush (W)	Ron Zabudski (W)	Rose Wood (W)
0	0	0	0	0	0	1	0	1	1	0	0	0
0	0	0	0	0	0	0	0	0	0	1	0	0
0	2	0	1	0	0	0	0	0	0	0	0	0
0	0	0	0	0	0	0	0	0	0	0	0	1
0	0	0	0	1	0	0	0	0	0	0	0	0
0	0	0	0	0	0	0	0	0	0	0	0	0
0	0	1	0	0	2	0	1	0	0	0	2	0
1	0	0	0	0	0	0	0	0	0	0	0	0
0	0	0	0	0	0	0	0	0	0	0	0	0
1	2	1	1	1	2	1	1	1	1	1	2	1





Canvass Results Report

Run Time 2:42 PM  
Run Date 06/03/2021

Clackamas County



May 18, 2021 Special District Election

5/18/2021

Page 88

BY: *Sherry Hall*

CERTIFIED COPY OF THE ORIGINAL  
SHERRY HALL, COUNTY CLERK

Official Results

Registered Voters  
85275 of 305158 = 27.94%

Precincts Reporting  
117 of 117 = 100.00%

Michele Carmony (W)	Michelle Arlo (W)	Mickey Mouse (W)	Micky Mouse (W)	Mike Reynolds (W)	Mike Wiley (W)	Misty Lagasse (W)	Michel A Eastman (W)	Molly Espenel (W)	Morgan MacGregor (W)	Mrs. Pulliman (W)	Nadene Duffield (W)	Nanette Howland (W)
0	0	0	0	0	0	0	0	0	0	1	0	0
1	0	0	0	0	2	5	0	0	0	0	1	0
0	0	1	1	0	0	10	0	0	0	0	0	0
0	0	0	0	0	0	3	0	0	2	0	0	0
0	1	1	0	0	0	0	0	0	1	0	2	0
0	0	0	0	0	0	0	0	0	0	0	0	0
0	0	0	0	0	0	8	0	0	0	0	0	1
0	0	0	0	0	0	0	1	0	0	0	0	0
0	0	0	0	0	0	0	0	1	0	0	0	0
1	1	2	1	2	26	1	1	1	2	1	3	1

Canvass Results Report

Run Time 2:42 PM  
Run Date 06/03/2021

Clackamas County



May 18, 2021 Special District Election

5/18/2021

Page 89

BY:

*Sherry Hill*

CERTIFIED COPY OF THE ORIGINAL  
SHERRY HILL, COUNTY CLERK

Official Results

Registered Voters  
85275 of 305158 = 27.94%

Precincts Reporting  
117 of 117 = 100.00%

Marjan Salveter (W)	Mark Fritch (W)	Mark Johansen (W)	Maryan Salveter (W)	Matt Lagasse (W)	Maya Angelou (W)	Melanie Brown (W)	Melanie E. Farnsworth (W)	Michael A. Fitz (W)	Michael B. Sutton (W)	Michael Canchola (W)	Michael Hoirton (W)	Michael Twist (W)
0	0	0	0	0	0	4	0	0	0	3	0	0
1	0	1	2	0	0	0	0	0	1	0	1	0
0	0	0	0	0	1	3	0	0	0	0	0	0
0	0	0	0	0	0	0	0	0	0	0	0	0
0	1	0	1	0	0	25	1	0	0	1	0	0
0	0	0	0	0	0	0	0	0	0	0	0	0
1	0	0	0	0	0	4	0	0	0	0	0	1
0	0	0	0	1	0	0	0	1	0	1	0	0
0	0	0	0	0	0	0	0	0	0	0	0	0
2	1	1	3	1	1	36	1	1	1	5	1	1

Canvass Results Report

Run Time 2:42 PM  
Run Date 06/03/2021

Clackamas County



May 18, 2021 Special District Election

5/18/2021

Page 90

BY:

*Sherry Hill*

CERTIFIED COPY OF THE ORIGINAL  
SHERRY HALL, COUNTY CLERK

Official Results

Registered Voters  
85275 of 305158 = 27.94%

Precincts Reporting  
117 of 117 = 100.00%

Louis De Vogele (W)	Louis Devogele (W)	Lucifer (W)	Luke Cooley (W)	Lynn Norgard (W)	Lynn Snodgrass (W)	Machel Heidistanb (W)	Mackenzie Gage (W)	Mad Dog Mattis (W)	Marcie P Brown (W)	Margaret Jarvis (W)	Margarita Ochoa Mantiel (W)	Marie Teune (W)
0	0	0	0	0	0	0	0	0	0	0	0	0
0	0	1	0	0	0	1	0	1	0	0	3	1
0	0	0	0	0	0	0	0	0	3	0	0	0
0	0	0	0	0	0	0	0	0	0	0	0	1
0	0	0	0	1	0	0	0	0	0	1	0	0
0	0	0	0	0	0	0	0	0	0	0	0	0
0	0	0	1	0	0	0	0	0	1	0	0	3
0	0	0	0	0	0	1	0	0	0	0	0	1
1	1	0	0	0	0	0	0	0	0	0	0	0
1	1	1	1	1	1	1	1	3	1	1	3	6

Canvass Results Report

Run Time 2:42 PM  
Run Date 06/03/2021

Clackamas County



May 18, 2021 Special District Election

5/18/2021

Page 91

BY:

*Sherry Hall*

CERTIFIED COPY OF THE ORIGINAL  
SHERRY HALL, COUNTY CLERK

Official Results

Registered Voters  
85275 of 305158 = 27.94%

Precincts Reporting  
117 of 117 = 100.00%

Kirsten Pitzer (W)	Kori Haynes (W)	Kurk McKnight (W)	Kurt McKnight (W)	Kurt McKnight (W)	L. Peterson (W)	Lara Maul (W)	Larry Faulkner (W)	Laura Gillin (W)	Laura Nuthey Auther (W)	Lee Grundmeyer (W)	Leslie Trujillo (W)	Lilly Lund (W)
0	0	0	1	4	0	0	0	0	0	1	1	0
0	1	1	0	12	0	2	0	0	0	0	0	0
0	0	0	3	2	0	0	0	0	0	0	0	0
0	0	0	1	8	0	0	0	0	0	0	0	0
0	0	0	2	11	0	0	0	1	1	0	1	0
0	0	0	0	0	0	0	0	0	0	0	0	0
2	0	0	0	4	1	0	1	0	0	0	0	0
0	0	0	0	1	0	0	0	0	0	0	0	1
0	0	0	0	0	0	0	0	0	0	0	0	0
2	1	1	7	42	1	2	1	1	1	1	2	1



Canvass Results Report

Run Time 2:42 PM  
Run Date 06/03/2021

Clackamas County



May 18, 2021 Special District Election

5/18/2021

Page 92

BY: *Sherry Hill*

CERTIFIED COPY OF THE ORIGINAL  
SHERRY HALL, COUNTY CLERK

Official Results

Registered Voters  
85275 of 305158 = 27.94%


Precincts Reporting  
117 of 117 = 100.00%

Karen L Scofield Springs (W)	Karen Terry-Hunt (W)	Kari Hawkins (W)	Karissa Gratreak (W)	Kathleen Newbill (W)	kathryn Lambert (W)	Kellie Rae Treanor (W)	Ken Naas (W)	Kendra Payne (W)	Kenneth Deegan (W)	Kenneth E. Naas (W)	Kenfon R. Wells (W)	Kevin Moss (W)
0	0	1	0	0	0	0	0	0	0	0	0	0
1	1	1	0	0	1	1	0	1	1	0	0	0
0	0	0	0	0	0	0	0	0	0	0	0	0
0	0	0	0	0	0	0	0	0	0	0	1	0
0	0	0	0	0	0	0	0	0	0	0	0	1
0	0	0	1	0	0	0	0	0	0	0	0	0
0	0	0	0	0	0	0	0	0	0	0	0	0
0	0	0	0	0	1	0	0	2	0	0	2	0
0	0	0	0	0	0	0	0	0	0	0	0	0
1	1	2	1	1	1	1	2	1	1	2	1	1

Canvass Results Report

Run Time: 2:42 PM  
Run Date: 06/03/2021

Clackamas County



May 18, 2021 Special District Election

5/18/2021

Page 93

BY: *Sherry Hall*

CERTIFIED COPY OF THE ORIGINAL  
SHERRY HALL, COUNTY CLERK

Official Results


Registered Voters  
85275 of 305158 = 27.94%

Precincts Reporting  
117 of 117 = 100.00%

Jim Saxton (W)	Joe Ball (W)	Joel Tharp (W)	John Jardine (W)	John R Doom (W)	John Walper (W)	John Williams (W)	Johnny Cash (W)	Jon Bias (W)	Josh Ferrell (W)	Justin Cummings (W)	K. Payne (W)	Kalin Parsons (W)
0	0	0	0	0	0	1	2	0	0	0	0	0
1	0	0	0	0	1	0	0	0	0	0	0	0
0	0	0	0	0	0	1	0	0	0	0	0	0
0	0	0	0	0	0	0	0	0	0	0	0	0
0	1	0	0	0	0	0	0	0	2	2	2	1
0	0	0	0	0	0	0	0	0	0	0	0	0
0	0	0	1	0	0	0	0	0	0	0	0	0
0	0	0	0	0	0	0	0	1	0	0	0	0
0	0	1	0	0	0	0	0	0	0	0	0	0
1	1	1	1	1	1	1	2	1	2	2	2	1

Canvass Results Report

Run Time 2:42 PM  
Run Date 06/03/2021



Clackamas County

May 18, 2021 Special District Election

5/18/2021

Page 94

BY: *Sherry Hill*

CERTIFIED COPY OF THE ORIGINAL  
SHERRY HALL, COUNTY CLERK

Official Results

Registered Voters  
85275 of 305158 = 27.94%

Precincts Reporting  
117 of 117 = 100.00%


Jason Jones (W)	Jean Stricklin (W)	Jeanne Lampi (W)	Jeannine Hokanson (W)	Jeff Hartung (W)	Jeffrey Potts (W)	Jen Wilson (W)	Jenell Jansen (W)	Jennifer Bliesner (W)	Jervold J Lehr (W)	Jesse Morrison (W)	Jessica Clark (W)	Bill M. Grover (W)
0	0	0	0	0	0	1	0	0	0	0	0	0
0	1	0	0	0	1	1	1	0	1	0	0	0
1	0	0	1	0	0	0	0	0	0	0	0	0
0	0	0	0	0	0	0	2	0	0	0	0	0
0	0	1	0	0	0	0	0	0	0	2	0	1
0	0	0	0	0	0	0	0	0	0	0	0	0
0	0	0	0	0	0	0	0	1	0	0	1	0
0	0	0	0	0	0	0	0	0	0	0	0	0
0	0	0	0	0	0	0	0	0	0	0	0	0
1	1	1	1	1	2	1	2	1	1	2	1	1



Canvass Results Report

Run Time 2:42 PM  
Run Date 06/03/2021

Clackamas County



May 18, 2021 Special District Election

5/18/2021

Page 95

BY:

*Sherry Hall*

CERTIFIED COPY OF THE ORIGINAL  
SHERRY HALL, COUNTY CLERK

Official Results

Registered Voters  
85275 of 305158 = 27.94%

Precincts Reporting  
117 of 117 = 100.00%

Holly Koester (W)	Icus Santon (W)	Jack Frick (W)	Jackie Powell (W)	Jacob Hillstrom (W)	Jacob Marin (W)	James Pinckney (W)	James T. Kirk (W)	James Zordich (W)	Jamie Grassl (W)	Janet Klaus Jackson (W)	Jarod Pankratz (W)	Jason C Kemmerich (W)
0	0	0	0	0	0	0	0	0	0	0	0	0
0	0	0	0	0	1	0	0	0	1	0	0	0
2	0	0	0	1	0	0	0	0	0	0	0	0
0	0	0	0	0	0	0	0	0	0	2	0	0
0	0	0	0	0	0	0	2	1	0	0	0	1
0	0	0	0	0	0	0	0	0	0	0	0	0
0	0	1	0	0	0	1	0	0	0	1	0	0
0	1	0	0	0	0	0	0	0	0	0	0	0
0	0	0	0	0	0	0	0	0	0	0	0	0
2	1	1	1	1	1	1	2	1	1	2	1	1

Canvass Results Report

Run Time 2:42 PM  
Run Date 06/03/2021

Clackamas County



May 18, 2021 Special District Election

5/18/2021

Page 96

BY:

*Sherry Hill*

CERTIFIED COPY OF THE ORIGINAL  
SHERRY HALL, COUNTY CLERK

Official Results

Registered Voters  
85275 of 305158 = 27.94%

Precincts Reporting  
117 of 117 = 100.00%

Frank Zappa (W)	Fred M. Rogers (W)	Gabe Kaplan (W)	Gareth Samels (W)	Gary Slac (W)	Glenda Scherer (W)	Grant Baker (W)	Greg Estes (W)	Greg Hansen (W)	Greg McKenzie (W)	Gregg Chastain (W)	Henrico Clemons (W)	Herman Greene (W)
0	0	0	0	0	0	0	0	0	1	0	0	0
1	0	0	0	1	0	2	0	0	0	0	0	0
0	0	0	0	1	0	0	0	0	0	1	0	0
0	0	0	0	0	0	0	0	0	0	0	0	0
0	0	0	0	0	0	1	0	1	0	0	0	1
0	0	0	0	0	0	0	0	0	0	0	0	0
0	1	1	0	0	1	0	0	0	0	1	1	0
0	0	0	0	0	0	0	1	0	0	0	0	0
0	0	0	0	0	0	0	0	0	0	0	0	0
1	1	1	2	1	3	1	1	1	3	1	1	1

Canvass Results Report

Run Time 2:42 PM  
Run Date 06/03/2021

Clackamas County



May 18, 2021 Special District Election

5/18/2021

Page 97

BY:

*Sherry Hall*

CERTIFIED COPY OF THE ORIGINAL  
SHERRY HALL, COUNTY CLERK

Official Results

Registered Voters  
85275 of 305158 = 27.94%

Precincts Reporting  
117 of 117 = 100.00%

Donald LaMonce (W)	Donald Nutt (W)	Donald Trump (W)	Donald Trump (W)	Dori Miles (W)	Doug Weeks (W)	Douglas Yates (W)	Ed Hanning (W)	Edward Varga (W)	Elmer Fudd (W)	Ernesto Brache (W)	Everett Livesay (W)	Felisha Ferber (W)
0	1	2	0	0	0	0	0	0	0	0	0	0
0	0	0	1	0	1	2	0	0	0	0	0	2
0	0	0	1	1	0	0	0	0	0	0	0	0
0	0	0	0	0	0	0	0	1	0	0	0	0
1	0	1	0	0	0	0	0	0	0	0	0	1
0	0	0	0	0	0	0	0	0	1	0	0	0
0	0	0	0	0	0	0	0	0	0	1	0	0
0	0	0	0	0	0	0	0	0	0	0	0	0
0	0	0	0	0	0	0	0	0	0	0	0	0
1	1	3	2	1	1	2	1	1	1	1	1	2

Canvass Results Report

Run Time 2:42 PM  
Run Date 06/03/2021

Clackamas County



May 18, 2021 Special District Election

5/18/2021  
Page 98

BY: *Sherry Hill*

CERTIFIED COPY OF THE ORIGINAL  
SHERRY HILL, COUNTY CLERK

**Official Results**  
Registered Voters  
85275 of 305158 = 27.94%

Precincts Reporting  
117 of 117 = 100.00%

Danielle Sloane (W)	Danni Sloan (W)	Danni Sloane (W)	David Jones (W)	David Lythgoe (W)	Davina Weigant (W)	Debbi Ragland (W)	Deborah Speer (W)	Debra Cushman (W)	Denise Crane (W)	Diane Johnson (W)	Dominic Frederickson (W)	Donald J Trump (W)
1	0	0	0	0	0	0	0	0	0	0	0	0
13	0	2	0	0	0	1	0	0	0	0	0	1
3	0	2	0	0	0	0	0	1	0	0	2	1
2	0	0	0	0	0	0	0	0	0	0	0	0
14	0	1	0	1	0	0	0	0	0	0	1	0
0	0	0	0	0	0	0	0	0	0	0	0	0
0	2	0	1	0	0	0	0	0	1	0	0	0
0	0	0	0	0	0	0	1	0	1	0	0	0
0	0	0	0	0	0	0	0	0	0	0	0	0
33	2	5	1	1	1	1	1	1	1	2	1	2

Canvass Results Report

Run Time 2:42 PM  
Run Date 06/03/2021

Clackamas County



May 18, 2021 Special District Election

5/18/2021

Page 99

BY:

*Sherry Hall*

CERTIFIED COPY OF THE ORIGINAL  
SHERRY HALL, COUNTY CLERK

Official Results

Registered Voters  
85275 of 305158 = 27.94%


Precincts Reporting  
117 of 117 = 100.00%

Colin McGaugh (W)	Colleen Elestefan (W)	Craig Pyne (W)	Cynthia Sempert (W)	D. Trump (W)	Dan Thompson (W)	Dan Wright (W)	Dani Wolfe (W)	Daniel G Hill (W)	Daniel Patty (W)	Daniel Pruet (W)	Daniel W LeBrun (W)	Daniel Webb (W)
0	0	0	0	0	1	0	0	0	2	0	0	0
1	0	0	1	1	0	1	0	0	0	1	1	0
0	0	0	0	0	0	0	0	0	0	0	0	0
0	0	0	0	0	0	0	0	0	0	0	0	0
0	0	2	0	0	0	0	1	0	0	0	0	1
0	0	0	0	0	0	0	0	0	0	0	0	0
0	0	0	0	0	0	0	0	1	0	0	0	0
0	1	0	0	0	0	0	0	0	0	0	0	0
0	0	0	0	0	0	0	0	0	0	0	0	0
1	1	2	1	1	1	1	1	1	2	1	1	1



Canvass Results Report

Run Time 2:42 PM  
Run Date 06/03/2021



Clackamas County

May 18, 2021 Special District Election

5/18/2021

Page 100

BY:

*Sherry Hall*

CERTIFIED COPY OF THE ORIGINAL  
SHERRY HALL, COUNTY CLERK

Official Results

Registered Voters  
85275 of 305158 = 27.94%

Precincts Reporting  
117 of 117 = 100.00%

Cathy Harmon (W)	Cathy Keathley (W)	Charlie Brown (W)	Cherie Shields (W)	Chip Carter (W)	Christi Bidema (W)	Christine Brown (W)	Christopher Barney (W)	Christopher Mayton (W)	Cindy Applegate (W)	Cindy McQueen (W)	Cindy Sempert (W)	Cliff Fortune (W)
0	0	0	0	0	0	0	0	0	2	0	0	0
0	1	0	0	1	0	1	0	0	0	0	0	0
0	0	0	0	0	1	0	1	0	0	0	2	0
0	0	0	0	0	0	0	0	0	0	0	0	0
2	0	0	0	0	0	0	0	0	0	1	0	1
0	0	0	0	0	0	0	0	0	0	0	0	0
0	0	0	0	0	0	0	0	3	0	0	0	0
0	0	1	0	0	0	0	0	0	0	0	0	0
0	0	0	0	0	0	0	0	0	0	0	0	0
2	1	1	1	1	1	1	1	3	2	1	2	1







Canvass Results Report

Clackamas County

Official Results

Registered Voters  
85275 of 305158 = 27.94%

May 18, 2021 Special District Election

Precincts Reporting  
117 of 117 = 100.00%

Run Time 2:42 PM

5/18/2021

Run Date 06/03/2021

Page 103

Oregon Trail School District, Director, Zone 5 - Vote for One

Precinct	Robert Lee	Write-in	Cast Votes	Undervotes	Overvotes	Vote by Mail Ballots Cast	Total Ballots Cast	Registered Voters	Turnout Percentage
107	197	5	202	184	0	386	386	2,209	17.47%
108	572	12	584	459	0	1,043	1,043	6,081	17.15%
370	404	14	418	484	0	902	902	3,798	23.75%
371	132	3	135	119	0	254	254	956	26.57%
373	607	9	616	580	0	1,196	1,196	4,753	25.16%
403	30	0	30	21	0	51	51	187	27.27%
404	404	8	412	499	0	911	911	3,571	25.51%
405	226	5	231	275	0	506	506	2,080	24.33%
406	38	0	38	30	0	68	68	497	13.68%
<b>Totals</b>	<b>2,610</b>	<b>56</b>	<b>2,666</b>	<b>2,651</b>	<b>0</b>	<b>5,317</b>	<b>5,317</b>	<b>24,132</b>	<b>22.03%</b>

BY:   
**CERTIFIED COPY OF THE ORIGINAL**  
**SHERRY HALL, COUNTY CLERK**



Canvass Results Report

Run Time 2:42 PM

Run Date 06/03/2021

Clackamas County

May 18, 2021 Special District Election

5/18/2021

Page 104

Official Results

Registered Voters  
85275 of 305158 = 27.94%

Precincts Reporting  
117 of 117 = 100.00%

Oregon Trail School District, Director, Zone 7 At-Large - Vote for One

Precinct	Randy Carmony	Write-in	Cast Votes	Undervotes	Overvotes	Vote by Mail Ballots Cast	Total Ballots Cast	Registered Voters	Turnout Percentage
107	197	5	202	184	0	386	386	2,209	17.47%
108	575	12	587	456	0	1,043	1,043	6,081	17.15%
370	419	15	434	468	0	902	902	3,798	23.75%
371	133	1	134	120	0	254	254	956	26.57%
373	576	12	588	608	0	1,196	1,196	4,753	25.16%
403	25	0	25	26	0	51	51	187	27.27%
404	423	5	428	483	0	911	911	3,571	25.51%
405	239	4	243	263	0	506	506	2,080	24.33%
406	36	0	36	32	0	68	68	497	13.68%
<b>Totals</b>	<b>2,623</b>	<b>54</b>	<b>2,677</b>	<b>2,640</b>	<b>0</b>	<b>5,317</b>	<b>5,317</b>	<b>24,132</b>	<b>22.03%</b>

BY:   
**CERTIFIED COPY OF THE ORIGINAL**  
**SHERRY HALL, COUNTY CLERK**



**Canvass Results Report**

**Clackamas County**

**Official Results**

Registered Voters  
85275 of 305158 = 27.94%

May 18, 2021 Special District Election

Precincts Reporting  
117 of 117 = 100.00%

Run Time 2:42 PM

5/18/2021

Run Date 06/03/2021

Page 105

**Portland School District 1J, Director, Zone 4 - Vote for One**

Precinct	Brooklyn Sherman	Herman Greene	Margo Logan	Cast Votes	Undervotes	Overvotes	Vote by Mail Ballots Cast	Total Ballots Cast	Registered Voters	Turnout Percentage
071	0	31	0	31	25	0	56	56	161	34.78%
159	1	4	2	7	6	0	13	13	48	27.08%
<b>Totals</b>	<b>1</b>	<b>35</b>	<b>2</b>	<b>38</b>	<b>31</b>	<b>0</b>	<b>69</b>	<b>69</b>	<b>209</b>	<b>33.01%</b>

BY:



**CERTIFIED COPY OF THE ORIGINAL  
SHERRY HALL, COUNTY CLERK**



**Canvass Results Report**

Run Time 2:42 PM  
Run Date 06/03/2021

**Clackamas County**

May 18, 2021 Special District Election

5/18/2021

Page 106


**Official Results**

Registered Voters  
85275 of 305158 = 27.94%

Precincts Reporting  
117 of 117 = 100.00%

**Portland School District 1J, Director, Zone 5 - Vote for One**

Precinct	Gary Hollands	Daniel Rodgers	Cast Votes	Undervotes	Overvotes	Vote by Mail Ballots Cast	Total Ballots Cast	Registered Voters	Turnout Percentage
071	27	3	30	26	0	56	56	161	34.78%
159	4	3	7	6	0	13	13	48	27.08%
<b>Totals</b>	<b>31</b>	<b>6</b>	<b>37</b>	<b>32</b>	<b>0</b>	<b>69</b>	<b>69</b>	<b>209</b>	<b>33.01%</b>

BY: 

**CERTIFIED COPY OF THE ORIGINAL  
SHERRY HALL, COUNTY CLERK**



**Canvass Results Report**

Run Time 2:42 PM  
Run Date 06/03/2021

**Clackamas County**

May 18, 2021 Special District Election

5/18/2021

Page 107

**Official Results**

Registered Voters  
85275 of 305158 = 27.94%

Precincts Reporting  
117 of 117 = 100.00%

**Portland School District 1J, Director, Zone 6 - Vote for One**

Precinct	Julia Brim-Edwards	Matthew (Max) Margolis	Libby Glynn	Cast Votes	Undervotes	Overvotes	Vote By Mail Ballots Cast	Total Ballots Cast	Registered Voters	Turnout Percentage
071	31	2	1	34	22	0	56	56	161	34.78%
159	5	2	0	7	6	0	13	13	48	27.08%
<b>Totals</b>	<b>36</b>	<b>4</b>	<b>1</b>	<b>41</b>	<b>28</b>	<b>0</b>	<b>69</b>	<b>69</b>	<b>209</b>	<b>33.01%</b>

**CERTIFIED COPY OF THE ORIGINAL  
SHERRY HALL, COUNTY CLERK**

BY: Sherry Hall



Canvass Results Report

Clackamas County

Official Results

Registered Voters  
85275 of 305158 = 27.94%

May 18, 2021 Special District Election

Precincts Reporting  
117 of 117 = 100.00%

Run Time 2:42 PM

5/18/2021

Run Date 06/03/2021

Page 108

Riverdale School District 51J, Director, Position 1 - Vote for One

Precinct	Jeff Dornitz	Cast Votes	Undervotes	Overvotes	Vote by Mail Ballots Cast	Total Ballots Cast	Registered Voters	Turnout Percentage
283	12	12	16	0	28	28	55	50.91%
<b>Totals</b>	<b>12</b>	<b>12</b>	<b>16</b>	<b>0</b>	<b>28</b>	<b>28</b>	<b>55</b>	<b>50.91%</b>

CERTIFIED COPY OF THE ORIGINAL  
SHERRY HALL, COUNTY CLERK

BY: Sherry Hall



**Canvass Results Report**

Run Time 2:42 PM  
 Run Date 06/03/2021

**Clackamas County**

May 18, 2021 Special District Election

5/18/2021

Page 109

**Official Results**

Registered Voters  
 85275 of 305158 = 27.94%

Precincts Reporting  
 117 of 117 = 100.00%

**Riverdale School District 51J, Director, Position 3 - Vote for One**

Precinct	Carrie Outhier Banks	Michele Rosenbaum	Cast Votes	Undervotes	Overvotes	Vote by Mail Ballots Cast	Total Ballots Cast	Registered Voters	Turnout Percentage
283	10	16	26	2	0	28	28	55	50.91%
<b>Totals</b>	<b>10</b>	<b>16</b>	<b>26</b>	<b>2</b>	<b>0</b>	<b>28</b>	<b>28</b>	<b>55</b>	<b>50.91%</b>

**CERTIFIED COPY OF THE ORIGINAL  
 SHERRY HALL, COUNTY CLERK**

BY: *Sherry Hall*





**Canvass Results Report**

Run Time 2:42 PM  
Run Date 06/03/2021

**Clackamas County**

May 18, 2021 Special District Election

5/18/2021

Page 110

**Official Results**

Registered Voters  
85275 of 305158 = 27.94%

Precincts Reporting  
117 of 117 = 100.00%

**Riverdale School District 51J, Director, Position 5 - Vote for One Unexpired Term**

Precinct	Allison Williams	Kevin McPherson	Cast Votes	Undervotes	Overvotes	Vote by Mail Ballots Cast	Total Ballots Cast	Registered Voters	Turnout Percentage
283	15	9	24	4	0	28	28	55	50.91%
<b>Totals</b>	<b>15</b>	<b>9</b>	<b>24</b>	<b>4</b>	<b>0</b>	<b>28</b>	<b>28</b>	<b>55</b>	<b>50.91%</b>

**CERTIFIED COPY OF THE ORIGINAL  
SHERRY HALL, COUNTY CLERK**

BY: *Sherry Hall*



**Canvass Results Report**

Run Time 2:42 PM  
Run Date 06/03/2021

**Clackamas County**

May 18, 2021 Special District Election

5/18/2021

Page 111

**Official Results**

Registered Voters  
85275 of 305158 = 27.94%

Precincts Reporting  
117 of 117 = 100.00%

**Sherwood School District 88J, Director, Position 2 - Vote for One**

Precinct	Krista Thorne	Janice Hayes	Eric Campbell	Cast Votes	Undervotes	Overvotes	Vote by Mail Ballots Cast	Total Ballots Cast	Registered Voters	Turnout Percentage
323	218	24	178	420	51	0	471	471	1,210	38.93%
<b>Totals</b>	<b>218</b>	<b>24</b>	<b>178</b>	<b>420</b>	<b>51</b>	<b>0</b>	<b>471</b>	<b>471</b>	<b>1,210</b>	<b>38.93%</b>

**CERTIFIED COPY OF THE ORIGINAL**  
SHERRY HALL, COUNTY CLERK

BY: Sherry Hall



**Canvass Results Report**

Run Time 2:42 PM  
Run Date 06/03/2021

**Clackamas County**

May 18, 2021 Special District Election

5/18/2021

Page 112

**Official Results**

Registered Voters  
85275 of 305158 = 27.94%

Precincts Reporting  
117 of 117 = 100.00%

**Sherwood School District 88J, Director, Position 3 - Vote for One**

Precinct	Vince Habeck	Abby Hawkins	James Grothe	Cast Votes	Undervotes	Overvotes	Vote by Mail Ballots Cast	Total Ballots Cast	Registered Voters	Turnout Percentage
323	95	178	125	398	73	0	471	471	1,210	38.93%
<b>Totals</b>	<b>95</b>	<b>178</b>	<b>125</b>	<b>398</b>	<b>73</b>	<b>0</b>	<b>471</b>	<b>471</b>	<b>1,210</b>	<b>38.93%</b>

**CERTIFIED COPY OF THE ORIGINAL  
SHERRY HALL, COUNTY CLERK**

BY: Sherry Hall



**Canvass Results Report**

Run Time 2:42 PM  
Run Date 06/03/2021

**Clackamas County**

May 18, 2021 Special District Election

5/18/2021

Page 113

**Official Results**

Registered Voters  
85275 of 305158 = 27.94%

Precincts Reporting  
117 of 117 = 100.00%

**Sherwood School District 88J, Director, Position 4 - Vote for One**

Precinct	Patrick Allen	Duncan Nyangoro	Write-in	Cast Votes	Undervotes	Overvotes	Vote by Mail Ballots Cast	Total Ballots Cast	Registered Voters	Turnout Percentage
323	170	249	0	419	52	0	471	471	1,210	38.93%
<b>Totals</b>	<b>170</b>	<b>249</b>	<b>0</b>	<b>419</b>	<b>52</b>	<b>0</b>	<b>471</b>	<b>471</b>	<b>1,210</b>	<b>38.93%</b>

**CERTIFIED COPY OF THE ORIGINAL  
SHERRY HALL, COUNTY CLERK**

BY: Sherry Hall



Canvass Results Report

Clackamas County

Official Results

Registered Voters  
85275 of 305158 = 27.94%

May 18, 2021 Special District Election

Precincts Reporting  
117 of 117 = 100.00%

Run Time 2:42 PM

5/18/2021

Run Date 06/03/2021

Page 114

Silver Falls School District 4J, Director, Zone 2 - Vote for One

Precinct	Owen Von Flue	Matt Gaitan	Write-in	Cast Votes	Undervotes	Overvotes	Vote by Mail Ballots Cast	Total Ballots Cast	Registered Voters	Turnout Percentage
352	120	153	1	274	91	0	365	365	1,382	26.41%
Totals	120	153	1	274	91	0	365	365	1,382	26.41%

CERTIFIED COPY OF THE ORIGINAL  
SHERRY HALL, COUNTY CLERK

BY: Sherry Hall



**Canvass Results Report**

Run Time 2:42 PM  
Run Date 06/03/2021

**Clackamas County**

May 18, 2021 Special District Election

5/18/2021

Page 115

**Official Results**

Registered Voters  
85275 of 305158 = 27.94%

Precincts Reporting  
117 of 117 = 100.00%

**Silver Falls School District 4J, Director, Zone 4 - Vote for One**

Precinct	Jennifer Traeger	Stephanie Mantie	Write-in	Cast Votes	Undervotes	Overvotes	Vote by Mail Ballots Cast	Total Ballots Cast	Registered Voters	Turnout Percentage
352	152	133	0	285	80	0	365	365	1,382	26.41%
<b>Totals</b>	<b>152</b>	<b>133</b>	<b>0</b>	<b>285</b>	<b>80</b>	<b>0</b>	<b>365</b>	<b>365</b>	<b>1,382</b>	<b>26.41%</b>

**CERTIFIED COPY OF THE ORIGINAL  
SHERRY HALL, COUNTY CLERK**

BY: 



Canvass Results Report

Clackamas County

Official Results

Registered Voters  
85275 of 305158 = 27.94%

May 18, 2021 Special District Election

Precincts Reporting  
117 of 117 = 100.00%

Run Time 2:42 PM

5/18/2021

Run Date 06/03/2021

Page 116

Silver Falls School District 4J, Director, Zone 5 - Vote for One

Precinct	Melissa Seifer Briggs	Aaron Koch	Write-in	Cast Votes	Undervotes	Overvotes	Vote by Mail Ballots Cast	Total Ballots Cast	Registered Voters	Turnout Percentage
352	149	128	0	277	88	0	365	365	1,382	26.41%
<b>Totals</b>	<b>149</b>	<b>128</b>	<b>0</b>	<b>277</b>	<b>88</b>	<b>0</b>	<b>365</b>	<b>365</b>	<b>1,382</b>	<b>26.41%</b>

CERTIFIED COPY OF THE ORIGINAL  
SHERRY HALL, COUNTY CLERK

BY: Sherry Hall





**Canvass Results Report**

Run Time 2:42 PM  
Run Date 06/03/2021

**Clackamas County**

May 18, 2021 Special District Election

5/18/2021

Page 117

**Official Results**

Registered Voters  
85275 of 305158 = 27.94%

Precincts Reporting  
117 of 117 = 100.00%

**Tigard-Tualatin School District 23J, Director, Position 1 - Vote for One**

Precinct	Amy Zuckerman	David Jaimes	Donna Kreitzberg	Write-in	Cast Votes	Undervotes	Overvotes	Vote by Mail Ballots Cast	Total Ballots Cast	Registered Voters	Turnout Percentage
252	205	186	143	1	535	53	0	588	588	1,693	34.73%
321	1	3	0	0	4	0	0	4	4	13	30.77%
<b>Totals</b>	<b>206</b>	<b>189</b>	<b>143</b>	<b>1</b>	<b>539</b>	<b>53</b>	<b>0</b>	<b>592</b>	<b>592</b>	<b>1,706</b>	<b>34.70%</b>

**CERTIFIED COPY OF THE ORIGINAL  
SHERRY HALL, COUNTY CLERK**

BY: Sherry Hall



**Canvass Results Report**

Run Time: 2:42 PM  
 Run Date: 06/03/2021

**Clackamas County**

May 18, 2021 Special District Election

5/18/2021

Page 118

**Official Results**

Registered Voters  
 85275 of 305158 = 27.94%

Precincts Reporting  
 117 of 117 = 100.00%

**Tigard-Tualatin School District 23J, Director, Position 3 - Vote for One**

Precinct	Tristan Kira Irvin	Octa o Gonzalez	Write-in	Cast Votes	Undervotes	Overvotes	Vote by Mail Ballots Cast	Total Ballots Cast	Registered Voters	Turnout Percentage
252	158	370	1	529	59	0	588	588	1,693	34.73%
321	2	2	0	4	0	0	4	4	13	30.77%
<b>Totals</b>	<b>160</b>	<b>372</b>	<b>1</b>	<b>533</b>	<b>59</b>	<b>0</b>	<b>592</b>	<b>592</b>	<b>1,706</b>	<b>34.70%</b>

**CERTIFIED COPY OF THE ORIGINAL  
 SHERRY HALL, COUNTY CLERK**

BY: Sherry Hall



**Canvass Results Report**

Run Time: 2:42 PM  
 Run Date: 06/03/2021

**Clackamas County**

May 18, 2021 Special District Election

5/18/2021

Page 119

**Official Results**

Registered Voters  
 85275 of 305158 = 27.94%

Precincts Reporting  
 117 of 117 = 100.00%

**Tigard-Tualatin School District 23J, Director, Position 5 - Vote for One**

Precinct	Marvin Lynn	Write-in	Cast Votes	Undervotes	Overvotes	Vote by Mail Ballots Cast	Total Ballots Cast	Registered Voters	Turnout Percentage
252	317	12	329	259	0	588	588	1,693	34.73%
321	4	0	4	0	0	4	4	13	30.77%
<b>Totals</b>	<b>321</b>	<b>12</b>	<b>333</b>	<b>259</b>	<b>0</b>	<b>592</b>	<b>592</b>	<b>1,706</b>	<b>34.70%</b>

**CERTIFIED COPY OF THE ORIGINAL  
 SHERRY HALL, COUNTY CLERK**

BY: Sherry Hall



Canvass Results Report

Clackamas County

Official Results

Registered Voters  
85275 of 305158 = 27.94%

May 18, 2021 Special District Election

Precincts Reporting  
117 of 117 = 100.00%

Run Time 2:42 PM

5/18/2021

Run Date 06/03/2021

Page 120

West Linn-Wilsonville School District, Director, Position 1 - Vote for One

Precinct	Louis C Taylor	Write-in	Cast Votes	Undervotes	Overvotes	Vote by Mail Ballots Cast	Total Ballots Cast	Registered Voters	Turnout Percentage
131	1,559	29	1,588	971	0	2,559	2,559	6,941	36.87%
132	1,307	17	1,324	806	0	2,130	2,130	5,061	42.09%
133	496	10	506	310	0	816	816	2,191	37.24%
135	1,394	21	1,415	1,012	0	2,427	2,427	5,743	42.26%
201	924	18	942	502	0	1,444	1,444	4,791	30.14%
202	913	16	929	517	0	1,446	1,446	5,748	25.16%
204	548	8	556	359	0	915	915	3,195	28.64%
252	126	3	129	75	0	204	204	528	38.64%
320	42	0	42	22	0	64	64	150	42.67%
321	651	19	670	506	0	1,176	1,176	2,832	41.53%
322	267	12	279	240	0	519	519	1,373	37.80%
323	30	3	33	48	0	81	81	246	32.93%
<b>Totals</b>	<b>8,257</b>	<b>156</b>	<b>8,413</b>	<b>5,368</b>	<b>0</b>	<b>13,781</b>	<b>13,781</b>	<b>38,799</b>	<b>35.52%</b>

BY: *Sherry Hall*  
**CERTIFIED COPY OF THE ORIGINAL**  
**SHERRY HALL, COUNTY CLERK**



Canvass Results Report

Clackamas County

Official Results

Registered Voters  
85275 of 305158 = 27.94%

May 18, 2021 Special District Election

Precincts Reporting  
117 of 117 = 100.00%

Run Time 2:42 PM

5/18/2021

Run Date 06/03/2021

Page 121

West Linn-Wilsonville School District, Director, Position 3 - Vote for One

Precinct	Craig Tiffany	Kirsten Wyatt	Write-In	Cast Votes	Undervotes	Overvotes	Vote by Mail Ballots Cast	Total Ballots Cast	Registered Voters	Turnout Percentage
131	243	1,452	406	2,101	458	0	2,559	2,559	6,941	36.87%
132	192	1,273	358	1,823	307	0	2,130	2,130	5,061	42.09%
133	64	493	114	671	145	0	816	816	2,191	37.24%
135	232	1,423	342	1,997	430	0	2,427	2,427	5,743	42.26%
201	118	927	210	1,255	189	0	1,444	1,444	4,791	30.14%
202	107	856	252	1,215	231	0	1,446	1,446	5,748	25.16%
204	86	483	184	753	161	1	915	915	3,195	28.64%
252	22	113	30	165	39	0	204	204	528	38.64%
320	8	33	11	52	12	0	64	64	150	42.67%
321	141	523	282	946	229	1	1,176	1,176	2,832	41.53%
322	49	246	120	415	104	0	519	519	1,373	37.80%
323	3	38	26	67	14	0	81	81	246	32.93%
<b>Totals</b>	<b>1,265</b>	<b>7,860</b>	<b>2,335</b>	<b>11,460</b>	<b>2,319</b>	<b>2</b>	<b>13,781</b>	<b>13,781</b>	<b>38,799</b>	<b>35.52%</b>

BY:

*Sherry Hall*

CERTIFIED COPY OF THE ORIGINAL  
SHERRY HALL, COUNTY CLERK



Canvass Results Report

Run Time: 2:42 PM  
Run Date: 06/03/2021



Clackamas County

May 18, 2021 Special District Election

5/18/2021

Page 122

BY:

*Sherry Hall*

CERTIFIED COPY OF THE ORIGINAL  
SHERRY HALL, COUNTY CLERK

Official Results

Registered Voters  
85275 of 305158 = 27.94%

Precincts Reporting  
117 of 117 = 100.00%

West Linn-Wilsonville School District, Director, Position 5 - Vote for One

Precinct	Seiji T Shiratori	Kelly Sloop	David D Jones	Write-in	Cast Votes	Undervotes	Overvotes	Vote by Mail Ballots Cast	Total Ballots Cast	Registered Voters	Turnout Percentage
131	1,048	1,140	155	8	2,351	203	5	2,559	2,559	6,941	36.87%
132	999	852	124	5	1,980	149	1	2,130	2,130	5,061	42.09%
133	414	279	39	0	732	82	2	816	816	2,191	37.24%
135	1,196	922	125	3	2,246	173	8	2,427	2,427	5,743	42.26%
201	667	590	69	2	1,328	112	4	1,444	1,444	4,791	30.14%
202	592	651	74	1	1,318	115	13	1,446	1,446	5,748	25.16%
204	344	425	41	1	811	103	1	915	915	3,195	28.64%
252	88	100	3	0	191	13	0	204	204	528	38.64%
320	29	28	1	0	58	6	0	64	64	150	42.67%
321	386	655	39	3	1,083	92	1	1,176	1,176	2,832	41.53%
322	163	288	22	0	473	43	3	519	519	1,373	37.80%
323	20	52	3	0	75	6	0	81	81	246	32.93%
<b>Totals</b>	<b>5,946</b>	<b>5,982</b>	<b>695</b>	<b>23</b>	<b>12,646</b>	<b>1,097</b>	<b>38</b>	<b>13,781</b>	<b>13,781</b>	<b>38,799</b>	<b>35.52%</b>

**Canvass Results Report**

Run Time 2:42 PM  
Run Date 06/03/2021

**Clackamas County**

May 18, 2021 Special District Election

5/18/2021

Page 123


**Official Results**

Registered Voters  
85275 of 305158 = 27.94%

Precincts Reporting  
117 of 117 = 100.00%

**Aurora RFPD District, Director, Position 3 - Vote for One**

Precinct	Bobby Meyer	Write-in	Cast Votes	Undervotes	Overvotes	Vote by Mail Ballots Cast	Total Ballots Cast	Registered Voters	Turnout Percentage
331	110	6	116	82	0	198	198	459	43.14%
332	76	1	77	107	0	184	184	610	30.16%
<b>Totals</b>	<b>186</b>	<b>7</b>	<b>193</b>	<b>189</b>	<b>0</b>	<b>382</b>	<b>382</b>	<b>1,069</b>	<b>35.73%</b>

BY:  **CERTIFIED COPY OF THE ORIGINAL  
SHERRY HALL, COUNTY CLERK**





**Canvass Results Report**

Run Time 2:42 PM  
 Run Date 06/03/2021

**Clackamas County**

May 18, 2021 Special District Election

5/18/2021

Page 124

**Official Results**

Registered Voters  
 85275 of 305158 = 27.94%

Precincts Reporting  
 117 of 117 = 100.00%

**Aurora RFPD District, Director, Position 4 - Vote for One**

Precinct	Deb Barnes	Dawn K Depner	Write-in	Cast Votes	Undervotes	Overvotes	Vote by Mail Ballots Cast	Total Ballots Cast	Registered Voters	Turnout Percentage
331	116	48	1	165	33	0	198	198	459	43.14%
332	81	29	1	111	73	0	184	184	610	30.16%
<b>Totals</b>	<b>197</b>	<b>77</b>	<b>2</b>	<b>276</b>	<b>106</b>	<b>0</b>	<b>382</b>	<b>382</b>	<b>1,069</b>	<b>35.73%</b>

BY: Sherry Hall  
**CERTIFIED COPY OF THE ORIGINAL**  
**SHERRY HALL, COUNTY CLERK**



Canvass Results Report

Clackamas County

Official Results

Registered Voters  
85275 of 305158 = 27.94%

May 18, 2021 Special District Election

Precincts Reporting  
117 of 117 = 100.00%

Run Time 2:42 PM

5/18/2021

Run Date 06/03/2021

Page 125

Aurora RFPD District, Director, Position 5 - Vote for One

Precinct	Marc Anderson	Write-in	Cast Votes	Undervotes	Overvotes	Vote by Mail Ballots Cast	Total Ballots Cast	Registered Voters	Turnout Percentage
331	104	1	105	93	0	198	198	459	43.14%
332	70	3	73	111	0	184	184	610	30.16%
<b>Totals</b>	<b>174</b>	<b>4</b>	<b>178</b>	<b>204</b>	<b>0</b>	<b>382</b>	<b>382</b>	<b>1,069</b>	<b>35.73%</b>



**CERTIFIED COPY OF THE ORIGINAL  
SHERRY HALL, COUNTY CLERK**

BY:

*Sherry Hall*

**Canvass Results Report**

Run Time 2:42 PM

Run Date 06/03/2021

**Clackamas County**

May 18, 2021 Special District Election

5/18/2021

Page 126

**Official Results**

Registered Voters  
85275 of 305158 = 27.94%

Precincts Reporting  
117 of 117 = 100.00%

**Canby Fire District, Director, Zone 1, At-Large - Vote for One**

Precinct	Steve Thoroughman	Write-in	Cast Votes	Undervotes	Overvotes	Vote by Mail Ballots Cast	Total Ballots Cast	Registered Voters	Turnout Percentage
122	1,150	10	1,160	903	0	2,063	2,063	6,788	30.39%
124	861	13	874	764	0	1,638	1,638	3,830	42.77%
125	299	2	301	253	0	554	554	1,545	35.86%
127	15	0	15	9	0	24	24	77	31.17%
330	245	1	246	305	0	551	551	1,717	32.09%
331	63	6	69	63	0	132	132	431	30.63%
333	270	7	277	262	0	539	539	1,647	32.73%
511	81	2	83	79	0	162	162	453	35.76%
<b>Totals</b>	<b>2,984</b>	<b>41</b>	<b>3,025</b>	<b>2,638</b>	<b>0</b>	<b>5,663</b>	<b>5,663</b>	<b>16,488</b>	<b>34.35%</b>

BY: *Sherry Hall*

**CERTIFIED COPY OF THE ORIGINAL  
SHERRY HALL, COUNTY CLERK**



**Canvass Results Report**

Run Time 2:42 PM

Run Date 06/03/2021

**Clackamas County**

May 18, 2021 Special District Election

5/18/2021

Page 127

**Official Results**

Registered Voters  
85275 of 305158 = 27.94%

Precincts Reporting  
117 of 117 = 100.00%

**Canby Fire District, Director, Zone 4 - Vote for One**

Precinct	Connie S Austen	Write-in	Cast Votes	Undervotes	Overvotes	Vote by Mail Ballots Cast	Total Ballots Cast	Registered Voters	Turnout Percentage
125	328	2	330	224	0	554	554	1,545	35.86%
127	13	1	14	10	0	24	24	77	31.17%
330	288	3	291	253	0	544	544	1,717	31.68%
331	67	4	71	61	0	132	132	431	30.63%
333	33	0	33	31	0	64	64	1,647	3.89%
<b>Totals</b>	<b>729</b>	<b>10</b>	<b>739</b>	<b>579</b>	<b>0</b>	<b>1,318</b>	<b>1,318</b>	<b>5,417</b>	<b>24.33%</b>

**CERTIFIED COPY OF THE ORIGINAL  
SHERRY HALL, COUNTY CLERK**

BY: Sherry Hall



Canvass Results Report

Run Time 2:42 PM  
Run Date 06/03/2021

Clackamas County



May 18, 2021 Special District Election

5/18/2021

Page 128

BY: *Sherry Hall*

CERTIFIED COPY OF THE ORIGINAL  
SHERRY HALL, COUNTY CLERK

Official Results

Registered Voters  
85275 of 305158 = 27.94%

Precincts Reporting  
117 of 117 = 100.00%

Clackamas County Fire District #1, Director, Position 2 - Vote for One


Precinct	James Brown	Chris Hawes	Greg Stoll	Write-in	Cast Votes	Undervotes	Overvotes	Vote by Mail Ballots Cast	Total Ballots Cast	Registered Voters	Turnout Percentage
002	307	420	313	4	1,044	349	0	1,393	1,393	6,511	21.39%
003	451	594	471	6	1,522	508	0	2,030	2,030	8,311	24.43%
004	17	33	27	0	77	21	0	98	98	309	31.72%
005	178	216	157	2	553	179	1	733	733	3,176	23.08%
006	429	607	371	3	1,410	477	1	1,888	1,888	5,719	33.01%
007	95	113	92	3	303	103	1	407	407	2,006	20.29%
010	1	1	1	0	3	6	0	9	9	26	34.62%
040	12	25	20	0	57	22	0	79	79	366	21.58%
051	2	1	3	0	6	0	0	6	6	125	4.80%
052	51	61	49	1	162	48	0	210	210	832	25.24%
053	518	670	463	10	1,661	472	1	2,134	2,134	8,054	26.50%
055	423	630	424	8	1,485	469	0	1,954	1,954	6,892	28.35%
099	0	0	0	0	0	0	0	0	0	1	0.00%
100	39	43	23	0	105	58	0	163	163	480	33.96%
101	480	753	424	2	1,659	583	0	2,242	2,242	9,091	24.66%

Canvass Results Report

Run Time 2:42 PM  
Run Date 06/03/2021

Clackamas County

May 18, 2021 Special District Election



5/18/2021

Page 129

BY: *Sherry Hall*

CERTIFIED COPY OF THE ORIGINAL  
SHERRY HALL, COUNTY CLERK

Official Results

Registered Voters  
85275 of 305158 = 27.94%

Precincts Reporting  
117 of 117 = 100.00%

Clackamas County Fire District #1, Director, Position 2 - Vote for One

102	53	56	49	0	158	43	0	201	201	888	22.64%
103	244	475	258	3	980	376	1	1,357	1,357	4,324	31.38%
105	90	161	94	0	345	77	0	422	422	1,340	31.49%
333	13	9	1	0	23	6	0	29	29	93	31.18%
350	23	24	29	0	76	51	0	127	127	420	30.24%
360	106	132	108	2	348	115	4	467	467	2,108	22.15%
362	4	0	2	0	6	4	0	10	10	29	34.48%
364	10	12	13	1	36	20	0	56	56	238	23.53%
371	0	0	2	0	2	2	0	4	4	24	16.67%
372	2	0	0	0	2	0	0	2	2	11	18.18%
400	99	154	94	2	349	127	0	476	476	1,652	28.81%
401	106	199	78	1	384	143	0	527	527	1,703	30.95%
402	111	190	115	0	416	140	0	556	556	1,817	30.60%
403	67	145	63	0	275	117	0	392	392	1,376	28.49%
404	110	148	96	2	356	183	0	539	539	1,998	26.98%
405	97	151	111	0	359	173	0	532	532	2,139	24.87%
406	18	13	11	0	42	24	0	66	66	490	13.47%
410	124	148	105	2	379	120	0	499	499	2,083	23.96%
411	210	300	173	1	684	262	0	946	946	3,769	25.10%
412	153	206	146	4	509	168	0	677	677	2,614	25.90%
413	101	158	94	4	357	82	0	439	439	2,965	14.81%
414	29	32	38	4	103	35	0	138	138	418	33.01%
415	4	10	3	0	17	14	0	31	31	154	20.13%
416	276	411	232	3	922	336	0	1,258	1,258	5,106	24.64%

**Canvass Results Report**

Run Time 2:42 PM  
Run Date 06/03/2021

**Clackamas County**

May 18, 2021 Special District Election



5/18/2021

Page 130

BY: *Sherry Hall*

**CERTIFIED COPY OF THE ORIGINAL  
SHERRY HALL, COUNTY CLERK**

**Official Results**

Registered Voters  
85275 of 305158 = 27.94%

Precincts Reporting  
117 of 117 = 100.00%

**Clackamas County Fire District #1, Director, Position 2 - Vote for One**

417	0	2	0	0	2	0	0	2	2	40	5.00%
418	134	224	144	0	502	184	0	686	686	2,868	23.92%
419	21	37	27	0	85	32	0	117	117	369	31.71%
420	92	106	86	0	284	84	0	368	368	1,478	24.90%
421	217	309	193	2	721	279	0	1,000	1,000	3,429	29.16%
422	335	405	272	6	1,018	291	2	1,311	1,311	8,663	15.13%
500	24	24	15	1	64	33	0	97	97	373	26.01%
501	315	517	325	6	1,163	376	2	1,541	1,541	4,750	32.44%
502	479	688	499	3	1,669	520	0	2,189	2,189	7,811	28.02%
503	193	333	241	4	771	308	1	1,080	1,080	3,157	34.21%
504	332	463	371	8	1,174	374	0	1,548	1,548	6,375	24.28%
505	8	12	11	0	31	11	0	42	42	178	23.60%
506	158	205	123	1	487	167	2	656	656	2,940	22.31%
510	81	103	63	2	249	100	0	349	349	1,201	29.06%
511	99	164	104	0	367	145	0	512	512	1,739	29.44%
512	79	150	109	2	340	99	0	439	439	1,908	23.01%
513	147	258	158	3	566	182	1	749	749	2,494	30.03%
514	448	622	419	9	1,498	615	0	2,113	2,113	7,337	28.80%
515	61	92	66	1	220	72	0	292	292	1,217	23.99%
516	36	36	15	0	87	31	1	119	119	457	26.04%
517	126	153	94	2	375	150	0	525	525	2,054	25.56%
518	30	81	37	0	148	63	2	213	213	850	25.06%
519	77	66	61	2	206	70	0	276	276	976	28.28%
<b>Totals</b>	<b>8,545</b>	<b>12,351</b>	<b>8,186</b>	<b>120</b>	<b>29,202</b>	<b>10,099</b>	<b>20</b>	<b>39,321</b>	<b>39,321</b>	<b>152,322</b>	<b>25.81%</b>



May 18, 2021 Special District Election

Run Time 2:42 PM


5/18/2021

Run Date 06/03/2021

Page 131

Clackamas County Fire District #1, Director, Position 4 - Vote for One

Precinct	Glenn W Wachter	Jay Cross	Write-in	Cast Votes	Undervotes	Overvotes	Vote by Mail Ballots Cast	Total Ballots Cast	Registered Voters	Turnout Percentage
002	398	654	4	1,056	337	0	1,393	1,393	6,511	21.39%
003	487	1,062	9	1,558	472	0	2,030	2,030	8,311	24.43%
004	22	52	0	74	24	0	98	98	309	31.72%
005	172	395	4	571	162	0	733	733	3,176	23.08%
006	373	1,042	3	1,418	470	0	1,888	1,888	5,719	33.01%
007	97	214	4	315	92	0	407	407	2,006	20.29%
010	1	3	0	4	5	0	9	9	26	34.62%
040	15	44	0	59	20	0	79	79	366	21.58%
051	5	0	0	5	1	0	6	6	125	4.80%
052	73	90	1	164	46	0	210	210	832	25.24%
053	700	1,039	6	1,745	389	0	2,134	2,134	8,054	26.50%
055	485	1,033	7	1,525	429	0	1,954	1,954	6,892	28.35%
099	0	0	0	0	0	0	0	0	1	0.00%
100	28	82	0	110	53	0	163	163	480	33.96%
101	601	1,076	5	1,682	560	0	2,240	834	9,091	24.64%

BY:   
**CERTIFIED COPY OF THE ORIGINAL**  
**SHERRY HALL, COUNTY CLERK**



Registered Voters  
85275 of 305158 = 27.94%

May 18, 2021 Special District Election

Precincts Reporting  
117 of 117 = 100.00%

Run Time 2:42 PM

5/18/2021

Run Date 06/03/2021

Page 132

Clackamas County Fire District #1, Director, Position 4 - Vote for One

102	54	108	0	162	39	0	201	201	888	22.64%
103	391	602	1	994	363	0	1,357	1,357	4,324	31.38%
105	119	223	0	342	80	0	422	422	1,340	31.49%
333	1	22	0	23	6	0	29	29	93	31.18%
350	27	50	0	77	50	0	127	127	420	30.24%
360	91	262	3	356	111	0	467	467	2,108	22.15%
362	4	2	0	6	4	0	10	10	29	34.48%
364	5	29	1	35	21	0	56	56	238	23.53%
371	0	2	0	2	2	0	4	4	24	16.67%
372	0	2	0	2	0	0	2	2	11	18.18%
400	90	243	2	335	140	1	476	476	1,652	28.81%
401	63	296	1	360	167	0	527	527	1,703	30.95%
402	97	308	0	405	151	0	556	556	1,817	30.60%
403	81	189	2	272	120	0	392	392	1,376	28.49%
404	76	281	1	358	181	0	539	539	1,998	26.98%
405	87	264	4	355	177	0	532	532	2,139	24.87%
406	13	28	0	41	25	0	66	66	490	13.47%
410	150	242	2	394	105	0	499	499	2,083	23.96%
411	273	419	1	693	253	0	946	946	3,769	25.10%
412	145	354	3	502	175	0	677	677	2,614	25.90%
413	100	255	6	361	78	0	439	439	2,965	14.81%
414	31	63	4	98	40	0	138	138	418	33.01%
415	4	14	0	18	13	0	31	31	154	20.13%
416	375	563	5	943	315	0	1,258	1,258	5,106	24.64%

BY: *Sherry Hall*  
**CERTIFIED COPY OF THE ORIGINAL**  
**SHERRY HALL, COUNTY CLERK**



May 18, 2021 Special District Election

Run Time 2:42 PM


5/18/2021

Run Date 06/03/2021

Page 133

Clackamas County Fire District #1, Director, Position 4 - Vote for One

417	2	0	0	2	0	0	2	2	40	5.00%
418	168	326	0	494	192	0	686	686	2,868	23.92%
419	32	50	0	82	35	0	117	117	369	31.71%
420	120	167	0	287	81	0	368	368	1,478	24.90%
421	225	513	2	740	260	0	1,000	1,000	3,429	29.16%
422	345	677	7	1,029	282	0	1,311	1,311	8,663	15.13%
500	19	45	2	66	31	0	97	97	373	26.01%
501	637	618	6	1,261	280	0	1,541	1,541	4,750	32.44%
502	655	1,064	6	1,725	464	0	2,189	2,189	7,811	28.02%
503	260	530	4	794	285	1	1,080	1,080	3,157	34.21%
504	463	742	6	1,211	337	0	1,548	1,548	6,375	24.28%
505	15	16	0	31	11	0	42	42	178	23.60%
506	165	318	1	484	171	1	656	656	2,940	22.31%
510	73	177	2	252	97	0	349	349	1,201	29.06%
511	84	266	13	363	149	0	512	512	1,739	29.44%
512	100	252	1	353	86	0	439	439	1,908	23.01%
513	177	397	9	583	166	0	749	749	2,494	30.03%
514	431	1,090	10	1,531	582	0	2,113	2,113	7,337	28.80%
515	77	147	1	225	67	0	292	292	1,217	23.99%
516	20	67	0	87	32	0	119	119	457	26.04%
517	100	263	5	368	157	0	525	525	2,054	25.56%
518	33	114	0	147	66	0	213	213	850	25.06%
519	43	162	2	207	69	0	276	276	976	28.28%
<b>Totals</b>	<b>9,978</b>	<b>19,608</b>	<b>156</b>	<b>29,742</b>	<b>9,576</b>	<b>3</b>	<b>39,319</b>	<b>37,913</b>	<b>152,322</b>	<b>25.81%</b>

BY:  **CERTIFIED COPY OF THE OFFICIAL ELECTION RESULTS**  
SHERRY HALL, COUNTY CLERK



**Canvass Results Report**

Run Time 2:42 PM

Run Date 06/03/2021

**Clackamas County**

May 18, 2021 Special District Election

5/18/2021

Page 134

**Official Results**

Registered Voters  
85275 of 305158 = 27.94%

Precincts Reporting  
117 of 117 = 100.00%

**Colton Fire District, Director, Position 3 - Vote for One**

Precinct	Joe Brackin	James Postlewait	Write-in	Cast Votes	Undervotes	Overvotes	Vote by Mail Ballots Cast	Total Ballots Cast	Registered Voters	Turnout Percentage
350	184	101	1	286	68	0	354	354	1,186	29.85%
351	261	99	1	361	87	0	448	448	1,391	32.21%
517	15	3	0	18	5	0	23	23	68	33.82%
<b>Totals</b>	<b>460</b>	<b>203</b>	<b>2</b>	<b>665</b>	<b>160</b>	<b>0</b>	<b>825</b>	<b>825</b>	<b>2,645</b>	<b>31.19%</b>

**CERTIFIED COPY OF THE ORIGINAL  
SHERRY HALL, COUNTY CLERK**

BY: *Sherry Hall*



Canvass Results Report

Clackamas County

Official Results

Registered Voters  
85275 of 305158 = 27.94%

May 18, 2021 Special District Election

Precincts Reporting  
117 of 117 = 100.00%

Run Time 2:42 PM

5/18/2021

Run Date 06/03/2021

Page 135

Colton Fire District, Director, Position 4 - Vote for One

Precinct	Jon Bricker	Miranda Carroll	Write-in	Cast Votes	Undervotes	Overvotes	Vote by Mail Ballots Cast	Total Ballots Cast	Registered Voters	Turnout Percentage
350	122	171	2	295	59	0	354	354	1,186	29.85%
351	131	247	1	379	69	0	448	448	1,391	32.21%
517	7	13	0	20	3	0	23	23	68	33.82%
<b>Totals</b>	<b>260</b>	<b>431</b>	<b>3</b>	<b>694</b>	<b>131</b>	<b>0</b>	<b>825</b>	<b>825</b>	<b>2,645</b>	<b>31.19%</b>

CERTIFIED COPY OF THE ORIGINAL  
SHERRY HALL, COUNTY CLERK

BY: Sherry Hall



Canvass Results Report

Clackamas County

Official Results

Registered Voters  
85275 of 305158 = 27.94%

May 18, 2021 Special District Election

Precincts Reporting  
117 of 117 = 100.00%

Run Time 2:42 PM


5/18/2021

Run Date 06/03/2021

Page 136

Estacada Fire District, Director, Position 1 - Vote for One

Precinct	Matthew Silva	Write-in	Cast Votes	Undervotes	Overvotes	Vote by Mail Ballots Cast	Total Ballots Cast	Registered Voters	Turnout Percentage
106	351	3	354	210	0	564	564	3,151	17.90%
350	31	0	31	29	0	60	60	278	21.58%
360	162	3	165	110	0	275	275	1,364	20.16%
361	1	0	1	1	0	2	2	9	22.22%
362	289	7	296	223	0	519	519	1,866	27.81%
363	114	0	114	96	0	210	210	912	23.03%
364	116	2	118	84	0	202	202	789	25.60%
372	80	2	82	78	0	160	160	610	26.23%
514	31	0	31	28	0	59	59	343	17.20%
<b>Totals</b>	<b>1,175</b>	<b>17</b>	<b>1,192</b>	<b>859</b>	<b>0</b>	<b>2,051</b>	<b>2,051</b>	<b>9,322</b>	<b>22.00%</b>

BY:  **CERTIFIED COPY OF THE ORIGINAL  
SHERRY HALL, COUNTY CLERK**



Registered Voters  
85275 of 305158 = 27.94%

May 18, 2021 Special District Election

Precincts Reporting  
117 of 117 = 100.00%

Run Time 2:42 PM


5/18/2021

Run Date 06/03/2021

Page 137

Estacada Fire District, Director, Position 3 - Vote for One Unexpired Term

Precinct	Paul A Miller	Write-in	Cast Votes	Undervotes	Overvotes	Vote by Mail Ballots Cast	Total Ballots Cast	Registered Voters	Turnout Percentage
106	340	3	343	221	0	564	564	3,151	17.90%
350	32	0	32	28	0	60	60	278	21.58%
360	160	2	162	113	0	275	275	1,364	20.16%
361	1	0	1	1	0	2	2	9	22.22%
362	294	5	299	220	0	519	519	1,866	27.81%
363	123	0	123	87	0	210	210	912	23.03%
364	111	3	114	88	0	202	202	789	25.60%
372	96	0	96	64	0	160	160	610	26.23%
514	30	0	30	29	0	59	59	343	17.20%
<b>Totals</b>	<b>1,187</b>	<b>13</b>	<b>1,200</b>	<b>851</b>	<b>0</b>	<b>2,051</b>	<b>2,051</b>	<b>9,322</b>	<b>22.00%</b>

BY:   
**CERTIFIED COPY OF THE ORIGINAL**  
**SHERRY HALL, COUNTY CLERK**





May 18, 2021 Special District Election

Run Time 2:42 PM


5/18/2021

Run Date 06/03/2021

Page 138

Estacada Fire District, Director, Position 4 - Vote for One

Precinct	Matt Day	Write-in	Cast Votes	Undervotes	Overvotes	Vote by Mail Ballots Cast	Total Ballots Cast	Registered Voters	Turnout Percentage
106	349	5	354	210	0	564	564	3,151	17.90%
350	32	0	32	28	0	60	60	278	21.58%
360	160	4	164	111	0	275	275	1,364	20.16%
361	1	0	1	1	0	2	2	9	22.22%
362	313	5	318	201	0	519	519	1,866	27.81%
363	122	0	122	88	0	210	210	912	23.03%
364	121	1	122	80	0	202	202	789	25.60%
372	86	0	86	74	0	160	160	610	26.23%
514	31	0	31	28	0	59	59	343	17.20%
<b>Totals</b>	<b>1,215</b>	<b>15</b>	<b>1,230</b>	<b>821</b>	<b>0</b>	<b>2,051</b>	<b>2,051</b>	<b>9,322</b>	<b>22.00%</b>

BY:   
**CERTIFIED COPY OF THE ORIGINAL**  
**SHERRY HALL, COUNTY CLERK**



Registered Voters  
85275 of 305158 = 27.94%

May 18, 2021 Special District Election

Precincts Reporting  
117 of 117 = 100.00%

Run Time

2:42 PM

5/18/2021

Run Date

06/03/2021

Page 139

Hoodland Fire District, Director, Position 3 - Vote for One

Precinct	Mary Ellen Fitzgerald	Write-in	Cast Votes	Undervotes	Overvotes	Vote by Mail Ballots Cast	Total Ballots Cast	Registered Voters	Turnout Percentage
370	49	0	49	55	0	104	104	447	23.27%
373	697	6	703	492	0	1,195	1,195	4,733	25.25%
<b>Totals</b>	<b>746</b>	<b>6</b>	<b>752</b>	<b>547</b>	<b>0</b>	<b>1,299</b>	<b>1,299</b>	<b>5,180</b>	<b>25.08%</b>

CERTIFIED COPY OF THE ORIGINAL  
SHERRY HALL, COUNTY CLERK

BY: 



Canvass Results Report

Clackamas County

Official Results

Registered Voters  
85275 of 305158 = 27.94%

May 18, 2021 Special District Election

Precincts Reporting  
117 of 117 = 100.00%

Run Time 2:42 PM

5/18/2021

Run Date 06/03/2021

Page 140

Hoodland Fire District, Director, Position 4 - Vote for One

Precinct	Nora Gambee	Write-in	Cast Votes	Undervotes	Overvotes	Vote by Mail Ballots Cast	Total Ballots Cast	Registered Voters	Turnout Percentage
370	49	0	49	55	0	104	104	447	23.27%
373	654	7	661	534	0	1,195	1,195	4,733	25.25%
Totals	703	7	710	589	0	1,299	1,299	5,180	25.08%

CERTIFIED COPY OF THE ORIGINAL  
SHERRY HALL, COUNTY CLERK

BY:

*Sherry Hall*



**Canvass Results Report**

Run Time 2:42 PM  
Run Date 06/03/2021

**Clackamas County**

May 18, 2021 Special District Election

5/18/2021

Page 141

**Official Results**

Registered Voters  
85275 of 305158 = 27.94%

Precincts Reporting  
117 of 117 = 100.00%

**Hoodland Fire District, Director, Position 5 - Vote for One**

Precinct	Cliff Fortune	Write-in	Cast Votes	Undervotes	Overvotes	Vote by Mail Ballots Cast	Total Ballots Cast	Registered Voters	Turnout Percentage
370	49	0	49	55	0	104	104	447	23.27%
373	673	9	682	513	0	1,195	1,195	4,733	25.25%
<b>Totals</b>	<b>722</b>	<b>9</b>	<b>731</b>	<b>568</b>	<b>0</b>	<b>1,299</b>	<b>1,299</b>	<b>5,180</b>	<b>25.08%</b>

**CERTIFIED COPY OF THE ORIGINAL  
SHERRY HALL, COUNTY CLERK**

BY: Sherry Hall



**Canvass Results Report**

Run Time 2:42 PM  
Run Date 06/03/2021

**Clackamas County**

May 18, 2021 Special District Election

5/18/2021

Page 142

**Official Results**

Registered Voters  
85275 of 305158 = 27.94%

Precincts Reporting  
117 of 117 = 100.00%

**Lake Grove Fire District, Director, Position 1 - Vote for One**

Precinct	Jon Harrell	Write-in	Cast Votes	Undervotes	Overvotes	Vote by Mail Ballots Cast	Total Ballots Cast	Registered Voters	Turnout Percentage
160	10	0	10	1	0	11	11	45	24.44%
280	178	0	178	96	0	274	274	973	28.16%
281	236	1	237	173	0	410	410	1,390	29.50%
282	91	0	91	61	0	152	152	584	26.03%
283	27	0	27	38	0	65	65	211	30.81%
284	9	0	9	7	0	16	16	49	32.65%
<b>Totals</b>	<b>551</b>	<b>1</b>	<b>552</b>	<b>376</b>	<b>0</b>	<b>928</b>	<b>928</b>	<b>3,252</b>	<b>28.54%</b>

**CERTIFIED COPY OF THE ORIGINAL  
SHERRY HALL, COUNTY CLERK**

BY: Sherry Hall



**Canvass Results Report**

Run Time 2:42 PM  
Run Date 06/03/2021

**Clackamas County**

May 18, 2021 Special District Election

5/18/2021

Page 143

**Official Results**

Registered Voters  
85275 of 305158 = 27.94%

Precincts Reporting  
117 of 117 = 100.00%

**Lake Grove Fire District, Director, Position 3 - Vote for One Unexpired Term**

Precinct	Grant Howell	Write-in	Cast Votes	Undervotes	Overvotes	Vote by Mail Ballots Cast	Total Ballots Cast	Registered Voters	Turnout Percentage
160	9	0	9	2	0	11	11	45	24.44%
280	174	0	174	100	0	274	274	973	28.16%
281	233	2	235	175	0	410	410	1,390	29.50%
282	98	4	102	50	0	152	152	584	26.03%
283	27	0	27	38	0	65	65	211	30.81%
284	9	0	9	7	0	16	16	49	32.65%
<b>Totals</b>	<b>550</b>	<b>6</b>	<b>556</b>	<b>372</b>	<b>0</b>	<b>928</b>	<b>928</b>	<b>3,252</b>	<b>28.54%</b>

**CERTIFIED COPY OF THE ORIGINAL  
SHERRY HALL, COUNTY CLERK**

BY: Sherry Hall



**Canvass Results Report**

Run Time 2:42 PM  
Run Date 06/03/2021

**Clackamas County**

May 18, 2021 Special District Election

5/18/2021

Page 144

**Official Results**

Registered Voters  
85275 of 305158 = 27.94%


Precincts Reporting  
117 of 117 = 100.00%

**Lake Grove Fire District, Director, Position 5 - Vote for One**

Precinct	Bretley Hanson	Write-in	Cast Votes	Undervotes	Overvotes	Vote by Mail Ballots Cast	Total Ballots Cast	Registered Voters	Turnout Percentage
160	9	0	9	2	0	11	11	45	24.44%
280	169	0	169	105	0	274	274	973	28.16%
281	232	4	236	174	0	410	410	1,390	29.50%
282	93	0	93	59	0	152	152	584	26.03%
283	26	0	26	39	0	65	65	211	30.81%
284	9	0	9	7	0	16	16	49	32.65%
<b>Totals</b>	<b>538</b>	<b>4</b>	<b>542</b>	<b>386</b>	<b>0</b>	<b>928</b>	<b>928</b>	<b>3,252</b>	<b>28.54%</b>

**CERTIFIED COPY OF THE ORIGINAL  
SHERRY HALL, COUNTY CLERK**

BY: 





May 18, 2021 Special District Election

Run Time 2:42 PM

5/18/2021

Run Date 06/03/2021

Page 145

Molalla Fire District, Director, Position 4 - Vote for One

Precinct	Todd Gary	Write-in	Cast Votes	Undervotes	Overvotes	Vote by Mail Ballots Cast	Total Ballots Cast	Registered Voters	Turnout Percentage
111	682	8	690	425	0	1,115	1,115	6,525	17.09%
330	16	1	17	26	0	43	43	164	26.22%
350	53	0	53	58	0	111	111	431	25.75%
351	279	7	286	320	0	606	606	2,602	23.29%
352	256	4	260	257	0	517	517	2,384	21.69%
511	101	0	101	120	0	221	221	843	26.22%
516	75	0	75	106	0	181	181	673	26.89%
517	0	0	0	2	0	2	2	2	100.00%
<b>Totals</b>	<b>1,462</b>	<b>20</b>	<b>1,482</b>	<b>1,314</b>	<b>0</b>	<b>2,796</b>	<b>2,796</b>	<b>13,624</b>	<b>20.52%</b>

**CERTIFIED COPY OF THE ORIGINAL  
SHERRY HALL, COUNTY CLERK**

BY: Sherry Hall



Canvass Results Report

Clackamas County

Official Results

Registered Voters  
85275 of 305158 = 27.94%

May 18, 2021 Special District Election

Precincts Reporting  
117 of 117 = 100.00%

Run Time 2:42 PM

5/18/2021


Run Date 06/03/2021

Page 146

Molalla Fire District, Director, Position 5 - Vote for One

Precinct	Brian Lister	Write-in	Cast Votes	Undervotes	Overvotes	Vote by Mail Ballots Cast	Total Ballots Cast	Registered Voters	Turnout Percentage
111	703	9	712	403	0	1,115	1,115	6,525	17.09%
330	22	1	23	20	0	43	43	164	26.22%
350	51	2	53	58	0	111	111	431	25.75%
351	312	8	320	286	0	605	606	2,602	23.29%
352	274	6	280	237	0	517	517	2,384	21.69%
511	107	3	110	111	0	221	221	843	26.22%
516	86	1	87	94	0	181	181	673	26.89%
517	0	0	0	2	0	2	2	2	100.00%
<b>Totals</b>	<b>1,555</b>	<b>30</b>	<b>1,585</b>	<b>1,211</b>	<b>0</b>	<b>2,796</b>	<b>2,796</b>	<b>13,624</b>	<b>20.52%</b>

CERTIFIED COPY OF THE ORIGINAL  
SHERRY HALL, COUNTY CLERK

BY: 



**Canvass Results Report**

Run Time 2:42 PM  
Run Date 06/03/2021

**Clackamas County**

May 18, 2021 Special District Election

5/18/2021

Page 147

**Official Results**

Registered Voters  
85275 of 305158 = 27.94%

Precincts Reporting  
117 of 117 = 100.00%

**Monitor Fire District, Director, Position 3 - Vote for One**

Precinct	Leonard Heidt	Write-in	Cast Votes	Undervotes	Overvotes	Vote by Mail Ballots Cast	Total Ballots Cast	Registered Voters	Turnout Percentage
330	254	1	255	170	0	425	425	1,297	32.77%
352	62	2	64	46	0	110	110	379	29.02%
<b>Totals</b>	<b>316</b>	<b>3</b>	<b>319</b>	<b>216</b>	<b>0</b>	<b>535</b>	<b>535</b>	<b>1,676</b>	<b>31.92%</b>

**CERTIFIED COPY OF THE ORIGINAL  
SHERRY HALL, COUNTY CLERK**

BY: Sherry Hall



Canvass Results Report

Clackamas County

Official Results

Registered Voters  
85275 of 305158 = 27.94%

May 18, 2021 Special District Election

Precincts Reporting  
117 of 117 = 100.00%

Run Time 2:42 PM

5/18/2021

Run Date 06/03/2021

Page 148

Monitor Fire District, Director, Position 4 - Vote for One

Precinct	Douglas H Aamodt	Write-in	Cast Votes	Undervotes	Overvotes	Vote by Mail Ballots Cast	Total Ballots Cast	Registered Voters	Turnout Percentage
330	274	1	275	150	0	425	425	1,297	32.77%
352	63	0	63	47	0	110	110	379	29.02%
<b>Totals</b>	<b>337</b>	<b>1</b>	<b>338</b>	<b>197</b>	<b>0</b>	<b>535</b>	<b>535</b>	<b>1,676</b>	<b>31.92%</b>

CERTIFIED COPY OF THE ORIGINAL  
SHERRY HALL, COUNTY CLERK

BY: Sherry Hall



Canvass Results Report

Run Time 2:42 PM  
Run Date 06/03/2021

Clackamas County

May 18, 2021 Special District Election

5/18/2021

Page 149

Official Results

Registered Voters  
85275 of 305158 = 27.94%

Precincts Reporting  
117 of 117 = 100.00%

Monitor Fire District, Director, Position 5 - Vote for One

Precinct	Kirk Metteer	Write-in	Cast Votes	Undervotes	Overvotes	Vote by Mail Ballots Cast	Total Ballots Cast	Registered Voters	Turnout Percentage
330	252	1	253	172	0	425	425	1,297	32.77%
352	62	0	62	48	0	110	110	379	29.02%
Totals	314	1	315	220	0	535	535	1,676	31.92%

CERTIFIED COPY OF THE ORIGINAL  
SHERRY HALL, COUNTY CLERK

BY: Sherry Hall



**Canvass Results Report**

Run Time 2:42 PM  
Run Date 06/03/2021

**Clackamas County**

May 18, 2021 Special District Election

5/18/2021

Page 150

**Official Results**

Registered Voters  
85275 of 305158 = 27.94%

Precincts Reporting  
117 of 117 = 100.00%

**Riverdale Rural Fire Protection District, Director, Position 1 - Vote for One**

Precinct	Andrew Gibson	Write-in	Cast Votes	Undervotes	Overvotes	Vote by Mail Ballots Cast	Total Ballots Cast	Registered Voters	Turnout Percentage
283	63	0	63	50	0	113	113	276	40.94%
<b>Totals</b>	<b>63</b>	<b>0</b>	<b>63</b>	<b>50</b>	<b>0</b>	<b>113</b>	<b>113</b>	<b>276</b>	<b>40.94%</b>

**CERTIFIED COPY OF THE ORIGINAL  
SHERRY HALL, COUNTY CLERK**

BY: *Sherry Hall*



Canvass Results Report

Clackamas County

Official Results

Registered Voters  
85275 of 305158 = 27.94%

May 18, 2021 Special District Election

Precincts Reporting  
117 of 117 = 100.00%

Run Time 2:42 PM

5/18/2021

Run Date 06/03/2021

Page 151

Riverdale Rural Fire Protection District, Director, Position 2 - Vote for One

Precinct	John E Fettig	Write-in	Cast Votes	Undervotes	Overvotes	Vote by Mail/Ballots Cast	Total Ballots Cast	Registered Voters	Turnout Percentage
283	65	2	67	46	0	113	113	276	40.94%
Totals	65	2	67	46	0	113	113	276	40.94%

CERTIFIED COPY OF THE ORIGINAL  
SHERRY HALL, COUNTY CLERK

BY: Sherry Hall





**Canvass Results Report**

Run Time: 2:42 PM  
Run Date: 06/03/2021

**Clackamas County**

May 18, 2021 Special District Election

5/18/2021

Page 152

**Official Results**

Registered Voters: 1278

**Precincts Reporting**  
117 of 117 = 100.00%

**Riverdale Rural Fire Protection District, Director, Position 5 - Vote for One Unexpired Term**

Precinct	Hilary K Murphy	Write-in	Cast Votes	Undervotes	Overvotes	Vote by Mail Ballots Cast	Total Ballots Cast	Registered Voters	Turnout Percentage
283	63	2	65	48	0	113	113	276	40.94%
<b>Totals</b>	<b>63</b>	<b>2</b>	<b>65</b>	<b>48</b>	<b>0</b>	<b>113</b>	<b>113</b>	<b>276</b>	<b>40.94%</b>

**CERTIFIED COPY OF THE ORIGINAL  
SHERRY HALL, COUNTY CLERK**

BY: Sherry Hall



Canvass Results Report

Clackamas County

Official Results

Registered Voters  
85275 of 305158 = 27.94%

May 18, 2021 Special District Election

Precincts Reporting  
117 of 117 = 100.00%

Run Time 2:42 PM

5/18/2021

Run Date 06/03/2021

Page 153

Sandy Fire District, Director, Position 4 - Vote for One

Precinct	Justin Stuchlik	Write-in	Cast Votes	Undervotes	Overvotes	Vote by Mail Ballots Cast	Total Ballots Cast	Registered Voters	Turnout Percentage
107	213	3	216	170	0	386	386	2,209	17.47%
108	596	13	609	434	0	1,043	1,043	6,081	17.15%
370	392	8	400	398	0	798	798	3,349	23.83%
371	138	1	139	111	0	250	250	932	26.82%
404	317	3	320	391	0	711	711	2,807	25.33%
405	6	0	6	6	0	12	12	66	18.18%
406	2	0	2	0	0	2	2	7	28.57%
<b>Totals</b>	<b>1,664</b>	<b>28</b>	<b>1,692</b>	<b>1,510</b>	<b>0</b>	<b>3,202</b>	<b>3,202</b>	<b>15,451</b>	<b>20.72%</b>

**CERTIFIED COPY OF THE ORIGINAL  
SHERRY HALL, COUNTY CLERK**

BY: Sherry Hall



Registered Voters  
85275 of 305158 = 27.94%

May 18, 2021 Special District Election

Precincts Reporting  
117 of 117 = 100.00%

Run Time 2:42 PM

5/18/2021

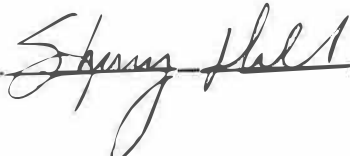
Run Date 06/03/2021

Page 154

Sandy Fire District, Director, Position 5 - Vote for One

Precinct	Mark Maunder	Write-in	Cast Votes	Undervotes	Overvotes	Vote by Mail Ballots Cast	Total Ballots Cast	Registered Voters	Turnout Percentage
107	209	3	212	174	0	386	386	2,209	17.47%
108	586	11	597	446	0	1,043	1,043	6,081	17.15%
370	375	9	384	414	0	798	798	3,349	23.83%
371	138	1	139	111	0	250	250	932	26.82%
404	294	5	299	412	0	711	711	2,807	25.33%
405	6	0	6	6	0	12	12	66	18.18%
406	2	0	2	0	0	2	2	7	28.57%
<b>Totals</b>	<b>1,610</b>	<b>29</b>	<b>1,639</b>	<b>1,563</b>	<b>0</b>	<b>3,202</b>	<b>3,202</b>	<b>15,451</b>	<b>20.72%</b>

**CERTIFIED COPY OF THE ORIGINAL  
SHERRY HALL, COUNTY CLERK**

BY: 



Canvass Results Report

Clackamas County

Official Results

Registered Voters  
85275 of 305158 = 27.94%

May 18, 2021 Special District Election

Precincts Reporting  
117 of 117 = 100.00%

Run Time 2:42 PM

5/18/2021

Run Date 06/03/2021

Page 155

Silverton Fire District, Director, Position 2 - Vote for One

Precinct	Ryan Bielenberg	Floyd (Nick) Robinson	Write -in	Cast Votes	Undervotes	Overvotes	Vote by Mail Ballots Cast	Total Ballots Cast	Registered Voters	Turnout Percentage
352	67	28	0	95	66	0	161	161	588	27.38%
Totals	67	28	0	95	66	0	161	161	588	27.38%

CERTIFIED COPY OF THE ORIGINAL  
SHERRY HALL, COUNTY CLERK

BY: Sherry Hall



**Canvass Results Report**

**Clackamas County**

**Official Results**

Registered Voters  
85275 of 305158 = 27.94%

May 18, 2021 Special District Election

Precincts Reporting  
117 of 117 = 100.00%

Run Time 2:42 PM

5/18/2021

Run Date 06/03/2021

Page 156

**Silverton Fire District, Director, Position 3 - Vote for One**

Precinct	Dixon H Bledsoe	Steven Dye	Cast Votes	Undervotes	Overvotes	Vote by Mail Ballots Cast	Total Ballots Cast	Registered Voters	Turnout Percentage
352	57	38	95	66	0	161	161	588	27.38%
<b>Totals</b>	<b>57</b>	<b>38</b>	<b>95</b>	<b>66</b>	<b>0</b>	<b>161</b>	<b>161</b>	<b>588</b>	<b>27.38%</b>

**CERTIFIED COPY OF THE ORIGINAL  
SHERRY HALL, COUNTY CLERK**

BY: *Sherry Hall*



**Canvass Results Report**

Run Time 2:42 PM  
Run Date 06/03/2021

**Clackamas County**

May 18, 2021 Special District Election

5/18/2021

Page 157

**Official Results**

Registered Voters  
85275 of 305158 = 27.94%

Precincts Reporting  
117 of 117 = 100.00%

**Silverton Fire District, Director, Position 4 - Vote for One**

Precinct	Lester Von Flue	Write-in	Cast Votes	Undervotes	Overvotes	Vote by Mail Ballots Cast	Total Ballots Cast	Registered Voters	Turnout Percentage
352	71	1	72	89	0	161	161	588	27.38%
<b>Totals</b>	<b>71</b>	<b>1</b>	<b>72</b>	<b>89</b>	<b>0</b>	<b>161</b>	<b>161</b>	<b>588</b>	<b>27.38%</b>

**CERTIFIED COPY OF THE ORIGINAL  
SHERRY HALL, COUNTY CLERK**

BY: Sherry Hall



Canvass Results Report

Clackamas County

Official Results

Registered Voters  
85275 of 305158 = 27.94%

May 18, 2021 Special District Election

Precincts Reporting  
117 of 117 = 100.00%

Run Time 2:42 PM

5/18/2021

Run Date 06/03/2021

Page 158

Tualatin Valley Fire and Rescue, Director, Position 1 - Vote for One

Precinct	Bob Wyffels	Write-in	Cast Votes	Undervotes	Overvotes	Vote by Mail Ballots Cast	Total Ballots Cast	Registered Voters	Turnout Percentage
131	1,425	11	1,436	1,123	0	2,559	2,559	6,941	36.87%
132	1,147	7	1,154	975	1	2,130	2,130	5,061	42.09%
133	439	1	440	376	0	816	816	2,191	37.24%
134	5	0	5	12	0	17	17	78	21.79%
135	1,310	6	1,316	1,111	0	2,427	2,427	5,743	42.26%
201	891	10	901	543	0	1,444	1,444	4,791	30.14%
202	862	6	868	578	0	1,446	1,446	5,748	25.16%
203	671	1	672	418	0	1,090	1,090	2,453	44.44%
204	503	3	506	409	0	915	915	3,195	28.64%
251	0	0	0	0	0	0	0	0	0.00%
252	448	1	449	343	0	792	792	2,221	35.66%
280	93	1	94	55	0	149	149	675	22.07%
281	0	0	0	0	0	0	0	2	0.00%
284	56	0	56	38	0	94	94	271	34.69%
320	114	0	114	66	0	180	180	486	37.04%

BY: *Sherry Hall*  
**CERTIFIED COPY OF THE ORIGINAL**  
**SHERRY HALL, COUNTY CLERK**





**Canvass Results Report**

Run Time 2:42 PM  
Run Date 06/03/2021

**Clackamas County**

May 18, 2021 Special District Election

5/18/2021

Page 159

**Official Results**

Registered Voters  
85275 of 305158 = 27.94%

Precincts Reporting  
117 of 117 = 100.00%

**Tualatin Valley Fire and Rescue, Director, Position 1 - Vote for One**

321	582	7	589	591	0	1,180	1,180	2,845	41.48%
322	242	0	242	277	0	519	519	1,373	37.80%
323	304	2	306	354	0	660	660	1,805	36.57%
<b>Totals</b>	<b>9,092</b>	<b>56</b>	<b>9,148</b>	<b>7,269</b>	<b>1</b>	<b>16,418</b>	<b>16,418</b>	<b>45,879</b>	<b>35.79%</b>

**CERTIFIED COPY OF THE ORIGINAL  
SHERRY HALL, COUNTY CLERK**

BY: Sherry Hall



**Canvass Results Report**

Run Time 2:42 PM  
Run Date 06/03/2021

**Clackamas County**

May 18, 2021 Special District Election

5/18/2021

Page 160


**Official Results**

Registered Voters  
85275 of 305158 = 27.94%

Precincts Reporting  
117 of 117 = 100.00%

**Tualatin Valley Fire and Rescue, Director, Position 2 - Vote for One**

Precinct	Clark Balfour	Write-in	Cast Votes	Undervotes	Overvotes	Vote by Mail Ballots Cast	Total Ballots Cast	Registered Voters	Turnout Percentage
131	1,340	11	1,351	1,208	0	2,559	2,559	6,941	36.87%
132	1,087	8	1,095	1,035	0	2,130	2,130	5,061	42.09%
133	409	2	411	405	0	816	816	2,191	37.24%
134	3	2	5	12	0	17	17	78	21.79%
135	1,225	10	1,235	1,192	0	2,427	2,427	5,743	42.26%
201	840	11	851	593	0	1,444	1,444	4,791	30.14%
202	818	6	824	622	0	1,446	1,446	5,748	25.16%
203	621	3	624	466	0	1,090	1,090	2,453	44.44%
204	478	3	481	434	0	915	915	3,195	28.64%
251	0	0	0	0	0	0	0	0	0.00%
252	425	1	426	366	0	792	792	2,221	35.66%
280	91	1	92	57	0	149	149	675	22.07%
281	0	0	0	0	0	0	0	2	0.00%
284	56	0	56	38	0	94	94	271	34.69%
320	112	0	112	68	0	180	180	486	37.04%

BY:  **SHERRY HALL, COUNTY CLERK**



**CERTIFIED COPY OF THE ORIGINAL**

Canvass Results Report

Clackamas County

Official Results

Registered Voters  
85275 of 305158 = 27.94%

May 18, 2021 Special District Election

Precincts Reporting  
117 of 117 = 100.00%

Run Time 2:42 PM

5/18/2021

Run Date 06/03/2021

Page 161

Tualatin Valley Fire and Rescue, Director, Position 2 - Vote for One

321	549	12	561	619	0	1,180	1,180	2,845	41.48%
322	231	0	231	288	0	519	519	1,373	37.80%
323	298	2	300	360	0	660	660	1,805	36.57%
<b>Totals</b>	<b>8,583</b>	<b>72</b>	<b>8,655</b>	<b>7,763</b>	<b>0</b>	<b>16,418</b>	<b>16,418</b>	<b>45,879</b>	<b>35.79%</b>

CERTIFIED COPY OF THE ORIGINAL  
SHERRY HALL, COUNTY CLERK

BY: Sherry Hall



**Canvass Results Report**

Run Time 2:42 PM  
Run Date 06/03/2021

**Clackamas County**

May 18, 2021 Special District Election

5/18/2021

Page 162

**Official Results**

Registered Voters  
75 of 305158 = 27.94%

Precincts Reporting  
117 of 117 = 100.00%

**Tualatin Valley Fire and Rescue, Director, Position 3 - Vote for One**

Precinct	Gordon L Hovies	Write-in	Cast Votes	Undervotes	Overvotes	Vote by Mail Ballots Cast	Total Ballots Cast	Registered Voters	Turnout Percentage
131	1,392	13	1,405	1,154	0	2,559	2,559	6,941	36.87%
132	1,129	6	1,135	995	0	2,130	2,130	5,061	42.09%
133	437	1	438	378	0	816	816	2,191	37.24%
134	4	0	4	13	0	17	17	78	21.79%
135	1,291	11	1,302	1,125	0	2,427	2,427	5,743	42.26%
201	874	11	885	559	0	1,444	1,444	4,791	30.14%
202	845	8	853	593	0	1,446	1,446	5,748	25.16%
203	641	2	643	447	0	1,090	1,090	2,453	44.44%
204	499	4	503	412	0	915	915	3,195	28.64%
251	0	0	0	0	0	0	0	0	0.00%
252	444	2	446	346	0	792	792	2,221	35.66%
280	91	1	92	57	0	149	149	675	22.07%
281	0	0	0	0	0	0	0	2	0.00%
284	57	0	57	37	0	94	94	271	34.69%
320	116	0	116	64	0	180	180	486	37.04%

BY:   
**CERTIFIED COPY OF THE ORIGINAL**  
**SHERRY HALL, COUNTY CLERK**



Registered Voters  
85275 of 305158 = 27.94%

May 18, 2021 Special District Election

Precincts Reporting  
117 of 117 = 100.00%

Run Time 2:42 PM

5/18/2021

Run Date 06/03/2021

Page 163

Tualatin Valley Fire and Rescue, Director, Position 3 - Vote for One

321	570	7	577	603	0	1,180	1,180	2,845	41.48%
322	241	4	245	274	0	519	519	1,373	37.80%
323	304	2	306	354	0	660	660	1,805	36.57%
<b>Totals</b>	<b>8,935</b>	<b>72</b>	<b>9,007</b>	<b>7,411</b>	<b>0</b>	<b>16,418</b>	<b>16,418</b>	<b>45,879</b>	<b>35.79%</b>

**CERTIFIED COPY OF THE ORIGINAL  
SHERRY HALL, COUNTY CLERK**

BY: Sherry Hall



**Canvass Results Report**

Run Time 2:42 PM  
Run Date 06/03/2021

**Clackamas County**

May 18, 2021 Special District Election

5/18/2021

Page 164

**Official Results**

Registered Voters  
85275 of 305158 = 27.94%

Precincts Reporting  
117 of 117 = 100.00%

**Aldercreek-Barlow Water District, Commissioner, Position 1 - Vote for One Unexpired Term No Candidate Filed**

Precinct	Dick Stone (W)	Stephen Smithston (W)	Steve Smithstead (W)	Steve Smithsted (W)	Cast Votes	Undervotes	Overvotes	Vote by Mail Ballots Cast	Total Ballots Cast	Registered Voters	Turnout Percentage
370	1	3	1	1	6	35	0	41	41	248	16.53%
<b>Totals</b>	<b>1</b>	<b>3</b>	<b>1</b>	<b>1</b>	<b>6</b>	<b>35</b>	<b>0</b>	<b>41</b>	<b>41</b>	<b>248</b>	<b>16.53%</b>

**CERTIFIED COPY OF THE ORIGINAL  
SHERRY HALL, COUNTY CLERK**

BY: Sherry Hall



**Canvass Results Report**

Run Time 2:42 PM  
Run Date 06/03/2021

**Clackamas County**

May 18, 2021 Special District Election

5/18/2021

Page 165

**Official Results**

Registered Voters  
85275 of 305158 = 27.94%

Precincts Reporting  
117 of 117 = 100.00%

**Aldercreek-Barlow Water District, Commissioner, Position 2 - Vote for One**

Precinct	Charisse O'Neill	Write-in	Cast Votes	Undervotes	Overvotes	Vote by Mail Ballots Cast	Total Ballots Cast	Registered Voters	Turnout Percentage
370	22	1	23	18	0	41	41	248	16.53%
<b>Totals</b>	<b>22</b>	<b>1</b>	<b>23</b>	<b>18</b>	<b>0</b>	<b>41</b>	<b>41</b>	<b>248</b>	<b>16.53%</b>

**CERTIFIED COPY OF THE ORIGINAL  
SHERRY HALL, COUNTY CLERK**

BY: 





Canvass Results Report

Run Time 2:42 PM  
Run Date 06/03/2021

Clackamas County

May 18, 2021 Special District Election

5/18/2021

Page 166

Official Results

Registered Voters  
85275 of 305158 = 27.94%

Precincts Reporting  
117 of 117 = 100.00%

Aldercreek-Barlow Water District, Commissioner, Position 3 - Vote for One

Precinct	J DeHaven	Write-in	Cast Votes	Undervotes	Overvotes	Vote by Mail Ballots Cast	Total Ballots Cast	Registered Voters	Turnout Percentage
370	20	1	21	20	0	41	41	248	16.53%
Totals	20	1	21	20	0	41	41	248	16.53%

CERTIFIED COPY OF THE ORIGINAL  
SHERRY HALL, COUNTY CLERK

BY: Sherry Hall



**Canvass Results Report**

Run Time 2:42 PM  
Run Date 06/03/2021

**Clackamas County**

May 18, 2021 Special District Election

5/18/2021

Page 167

**Official Results**

Registered Voters  
85275 of 305158 = 27.94%

Precincts Reporting  
117 of 117 = 100.00%

**Aldercreek-Barlow Water District, Commissioner, Position 4 - Vote for One Unexpired Term**

Precinct	Rachel DeHaven	Write-in	Cast Votes	Undervotes	Overvotes	Vote by Mail Ballots Cast	Total Ballots Cast	Registered Voters	Turnout Percentage
370	21	1	22	19	0	41	41	248	16.53%
<b>Totals</b>	<b>21</b>	<b>1</b>	<b>22</b>	<b>19</b>	<b>0</b>	<b>41</b>	<b>41</b>	<b>248</b>	<b>16.53%</b>

**CERTIFIED COPY OF THE ORIGINAL  
SHERRY HALL, COUNTY CLERK**

BY: Sherry Hall



**Canvass Results Report**

Run Time 2:42 PM  
Run Date 06/03/2021

**Clackamas County**

May 18, 2021 Special District Election

5/18/2021

Page 168

**Official Results**

Registered Voters  
85275 of 305158 = 27.94%

Precincts Reporting  
117 of 117 = 100.00%

**Aldercreek-Barlow Water District, Commissioner, Position 5 - Vote for One**

Precinct	Terry L Hescoek	Write-in	Cast Votes	Undervotes	Overvotes	Vote by Mail Ballots Cast	Total Ballots Cast	Registered Voters	Turnout Percentage
370	22	1	23	18	0	41	41	248	16.53%
<b>Totals</b>	<b>22</b>	<b>1</b>	<b>23</b>	<b>18</b>	<b>0</b>	<b>41</b>	<b>41</b>	<b>248</b>	<b>16.53%</b>

**CERTIFIED COPY OF THE ORIGINAL  
SHERRY HALL, COUNTY CLERK**

BY: Sherry Hall



Canvass Results Report

Run Time 2:42 PM  
Run Date 06/03/2021

Clackamas County

May 18, 2021 Special District Election

5/18/2021

Page 169

Official Results

Registered Voters  
85275 of 305158 = 27.94%

Precincts Reporting  
117 of 117 = 100.00%

Boring Water District, Commissioner, Position 3 - Vote for One

Precinct	James R Zachrison	Write-in	Cast Votes	Undervotes	Overvotes	Vote by Mail Ballots Cast	Total Ballots Cast	Registered Voters	Turnout Percentage
403	64	1	65	45	0	110	110	386	28.50%
404	2	0	2	0	0	2	2	11	18.18%
405	191	0	191	198	0	389	389	1,483	26.23%
<b>Totals</b>	<b>257</b>	<b>1</b>	<b>258</b>	<b>243</b>	<b>0</b>	<b>501</b>	<b>501</b>	<b>1,880</b>	<b>26.65%</b>

CERTIFIED COPY OF THE ORIGINAL  
SHERRY HALL, COUNTY CLERK

BY: Sherry Hall



**Canvass Results Report**

Run Time 2:42 PM  
Run Date 06/03/2021

**Clackamas County**

May 18, 2021 Special District Election

5/18/2021

Page 170

**Official Results**

Registered Voters  
85275 of 305158 = 27.94%

Precincts Reporting  
117 of 117 = 100.00%

**Boring Water District, Commissioner, Position 5 - Vote for One**

Precinct	Peter Hoffman	Write-in	Cast Votes	Undervotes	Overvotes	Vote by Mail Ballots Cast	Total Ballots Cast	Registered Voters	Turnout Percentage
403	63	0	63	47	0	110	110	386	28.50%
404	2	0	2	0	0	2	2	11	18.18%
405	182	1	183	206	0	389	389	1,483	26.23%
<b>Totals</b>	<b>247</b>	<b>1</b>	<b>248</b>	<b>253</b>	<b>0</b>	<b>501</b>	<b>501</b>	<b>1,880</b>	<b>26.65%</b>

**CERTIFIED COPY OF THE ORIGINAL  
SHERRY HALL, COUNTY CLERK**

BY: Sherry Hall



Canvass Results Report

Clackamas County

Official Results

Registered Voters  
85275 of 305158 = 27.94%

May 18, 2021 Special District Election

Precincts Reporting  
117 of 117 = 100.00%

Run Time 2:42 PM

5/18/2021

Run Date 06/03/2021

Page 171

Clackamas River Water District, Commissioner, Position 3 - Vote for One

Precinct	Sherry French	Write-in	Cast Votes	Undervotes	Overvotes	Vote by Mail Ballots Cast	Total Ballots Cast	Registered Voters	Turnout Percentage
003	80	0	80	71	0	151	151	557	27.11%
004	48	0	48	30	0	78	78	240	32.50%
005	344	10	354	297	0	651	651	2,675	24.34%
006	932	22	954	934	0	1,888	1,888	5,719	33.01%
040	53	1	54	25	0	79	79	366	21.58%
052	125	1	126	84	0	210	210	832	25.24%
072	0	0	0	0	0	0	0	5	0.00%
099	0	0	0	0	0	0	0	1	0.00%
101	0	0	0	0	0	0	0	5	0.00%
105	2	0	2	0	0	2	2	11	18.18%
333	11	0	11	20	0	31	31	131	23.66%
413	68	1	69	24	0	93	93	797	11.67%
416	10	0	10	7	0	17	17	113	15.04%
417	0	0	0	0	0	0	0	24	0.00%
418	0	0	0	0	0	0	0	2	0.00%

BY: *Sherry Hall*

CERTIFIED COPY OF THE ORIGINAL  
SHERRY HALL, COUNTY CLERK



**Canvass Results Report**

**Clackamas County**

**Official Results**

Registered Voters  
85275 of 305158 = 27.94%

**May 18, 2021 Special District Election**

Precincts Reporting  
117 of 117 = 100.00%

Run Time 2:42 PM

5/18/2021

Run Date 06/03/2021

Page 172

**Clackamas River Water District, Commissioner, Position 3 - Vote for One**

419	39	0	39	78	0	117	117	369	31.71%
420	189	4	193	155	0	348	348	1,383	25.16%
421	555	11	566	434	0	1,000	1,000	3,429	29.16%
422	774	15	789	522	0	1,311	1,311	8,663	15.13%
503	297	9	306	320	0	626	626	1,942	32.23%
506	325	3	328	328	0	656	656	2,940	22.31%
510	162	7	169	160	0	329	329	1,056	31.16%
511	124	2	126	148	0	274	274	904	30.31%
512	244	4	248	170	0	418	418	1,826	22.89%
513	347	8	355	318	0	673	673	2,200	30.59%
514	523	5	528	627	0	1,155	1,155	4,079	28.32%
515	148	1	149	115	0	264	264	1,151	22.94%
518	85	5	90	87	0	177	177	733	24.15%
519	113	3	116	129	0	245	245	839	29.20%
<b>Totals</b>	<b>5,598</b>	<b>112</b>	<b>5,710</b>	<b>5,083</b>	<b>0</b>	<b>10,793</b>	<b>10,793</b>	<b>42,992</b>	<b>25.10%</b>

**CERTIFIED COPY OF THE ORIGINAL  
SHERRY HALL, COUNTY CLERK**

BY: Sherry Hall





Registered Voters  
85275 of 305158 = 27.94%

May 18, 2021 Special District Election

Precincts Reporting  
117 of 117 = 100.00%

Run Time 2:42 PM


5/18/2021


Run Date 06/03/2021

Page 173

Clackamas River Water District, Commissioner, Position 4 - Vote for One

Precinct	Lester (Rusty) Garrison	Write-in	Cast Votes	Undervotes	Overvotes	Vote by Mail Ballots Cast	Total Ballots Cast	Registered Voters	Turnout Percentage
003	74	0	74	77	0	151	151	557	27.11%
004	44	0	44	34	0	78	78	240	32.50%
005	328	10	338	313	0	651	651	2,675	24.34%
006	900	19	919	969	0	1,888	1,888	5,719	33.01%
040	50	1	51	28	0	79	79	366	21.58%
052	120	3	123	87	0	210	210	832	25.24%
072	0	0	0	0	0	0	0	5	0.00%
099	0	0	0	0	0	0	0	1	0.00%
101	0	0	0	0	0	0	0	5	0.00%
105	2	0	2	0	0	2	2	11	18.18%
333	10	0	10	21	0	31	31	131	23.66%
413	68	1	69	24	0	93	93	797	11.67%
416	10	0	10	7	0	17	17	113	15.04%
417	0	0	0	0	0	0	0	24	0.00%
418	0	0	0	0	0	0	0	2	0.00%

BY:   
**CERTIFIED COPY OF THE ORIGINAL**  
**SHERRY HALL, COUNTY CLERK**



**Canvass Results Report**

Run Time 2:42 PM

Run Date 06/03/2021

**Clackamas County**

May 18, 2021 Special District Election

5/18/2021

Page 174

**Official Results**

Registered Voters  
85275 of 305158 = 27.94%

Precincts Reporting  
117 of 117 = 100.00%

**Clackamas River Water District, Commissioner, Position 4 - Vote for One**

419	37	0	37	80	0	117	117	369	31.71%
420	172	3	175	173	0	348	348	1,383	25.16%
421	518	10	528	472	0	1,000	1,000	3,429	29.16%
422	730	21	751	560	0	1,311	1,311	8,663	15.13%
503	277	8	285	341	0	626	626	1,942	32.23%
506	314	2	316	340	0	656	656	2,940	22.31%
510	149	6	155	174	0	329	329	1,056	31.16%
511	121	3	124	150	0	274	274	904	30.31%
512	231	5	236	182	0	418	418	1,826	22.89%
513	317	8	325	348	0	673	673	2,200	30.59%
514	495	6	501	654	0	1,155	1,155	4,079	28.32%
515	139	2	141	123	0	264	264	1,151	22.94%
518	83	5	88	89	0	177	177	733	24.15%
519	105	2	107	138	0	245	245	839	29.20%
<b>Totals</b>	<b>5,294</b>	<b>115</b>	<b>5,409</b>	<b>5,384</b>	<b>0</b>	<b>10,793</b>	<b>10,793</b>	<b>42,992</b>	<b>25.10%</b>

**CERTIFIED COPY OF THE ORIGINAL  
SHERRY HALL, COUNTY CLERK**

BY: Sherry Hall



Canvass Results Report

Clackamas County

Official Results

Registered Voters  
85275 of 305158 = 27.94%

May 18, 2021 Special District Election

Precincts Reporting  
117 of 117 = 100.00%

Run Time 2:42 PM

5/18/2021

Run Date 06/03/2021

Page 175

Clackamas River Water District, Commissioner, Position 5 - Vote for One

Precinct	Christine Alexander	Write-in	Cast Votes	Undervotes	Overvotes	Vote by Mail Ballots Cast	Total Ballots Cast	Registered Voters	Turnout Percentage
003	73	0	73	78	0	151	151	557	27.11%
004	44	0	44	34	0	78	78	240	32.50%
005	329	9	338	313	0	651	651	2,675	24.34%
006	890	26	916	972	0	1,888	1,888	5,719	33.01%
040	48	1	49	30	0	79	79	366	21.58%
052	116	2	118	92	0	210	210	832	25.24%
072	0	0	0	0	0	0	0	5	0.00%
099	0	0	0	0	0	0	0	1	0.00%
101	0	0	0	0	0	0	0	5	0.00%
105	2	0	2	0	0	2	2	11	18.18%
333	10	0	10	21	0	31	31	131	23.66%
413	65	1	66	27	0	93	93	797	11.67%
416	10	0	10	7	0	17	17	113	15.04%
417	0	0	0	0	0	0	0	24	0.00%
418	0	0	0	0	0	0	0	2	0.00%

BY: *Sherry Hall*  
**CERTIFIED COPY OF THE ORIGINAL**  
**SHERRY HALL, COUNTY CLERK**



May 18, 2021 Special District Election

Run Time 2:42 PM

5/18/2021

Run Date 06/03/2021

Page 176

Clackamas River Water District, Commissioner, Position 5 - Vote for One

419	38	0	38	79	0	117	117	369	31.71%
420	168	4	172	176	0	348	348	1,383	25.16%
421	510	13	523	477	0	1,000	1,000	3,429	29.16%
422	706	20	726	585	0	1,311	1,311	8,663	15.13%
503	268	9	277	349	0	626	626	1,942	32.23%
506	308	7	315	341	0	656	656	2,940	22.31%
510	151	6	157	172	0	329	329	1,056	31.16%
511	121	2	123	151	0	274	274	904	30.31%
512	226	6	232	186	0	418	418	1,826	22.89%
513	316	10	326	347	0	673	673	2,200	30.59%
514	492	6	498	657	0	1,155	1,155	4,079	28.32%
515	137	1	138	126	0	264	264	1,151	22.94%
518	84	3	87	90	0	177	177	733	24.15%
519	102	2	104	141	0	245	245	839	29.20%
<b>Totals</b>	<b>5,214</b>	<b>128</b>	<b>5,342</b>	<b>5,451</b>	<b>0</b>	<b>10,793</b>	<b>10,793</b>	<b>42,992</b>	<b>25.10%</b>

CERTIFIED COPY OF THE ORIGINAL  
SHERRY HALL, COUNTY CLERK

BY: \_\_\_\_\_

*Sherry Hall*



**Canvass Results Report**

Run Time 2:42 PM  
Run Date 06/03/2021

**Clackamas County**

May 18, 2021 Special District Election

5/18/2021

Page 177

**Official Results**

Registered Voters  
85275 of 305158 = 27.94%

Precincts Reporting  
117 of 117 = 100.00%

**Colton Water District, Commissioner, Position 1 - Vote for One Unexpired Term No Candidate Filed**

Precinct	Alexander-Weninger (W)	Anthony Starkey (W)	Cindy Fama (W)	Colin Wait (W)	Dennis A. Cornn (W)	Dennis Corwin (W)	Fred Smith (W)	Jan Rose (W)	Jeremy Pierce (W)	Joel Nolte (W)	Jorge Marinoff (W)
350	0	2	3	1	0	0	1	1	0	0	1
351	2	0	0	2	1	1	0	0	1	1	0
<b>Totals</b>	<b>2</b>	<b>2</b>	<b>3</b>	<b>3</b>	<b>1</b>	<b>1</b>	<b>1</b>	<b>1</b>	<b>1</b>	<b>1</b>	<b>1</b>

**CERTIFIED COPY OF THE ORIGINAL  
SHERRY HALL, COUNTY CLERK**

BY: Sherry Hall



Canvass Results Report

Clackamas County

Official Results

Registered Voters  
85275 of 305158 = 27.94%

May 18, 2021 Special District Election

Precincts Reporting  
117 of 117 = 100.00%

Run Time 2:42 PM

5/18/2021

Run Date 06/03/2021

Page 178

Jose Rodriguez (W)	Michael Gunter (W)	Mike Litherland (W)	Mike Litherland (W)	Robert E. Wales (W)	Savannah Tobin (W)	Shaundra Cantelon (W)	Teresa Bricker (W)	Tim Behrens (W)	Cast Votes	Undervotes	Overvotes	Vote by Mail Ballots Cast	Total Ballots Cast
5	0	0	0	1	1	0	1	2	19	70	0	89	89
0	1	2	1	0	0	1	11	3	27	235	0	262	262
5	1	2	1	1	1	1	12	5	46	305	0	351	351

CERTIFIED COPY OF THE ORIGINAL  
SHERRY HALL, COUNTY CLERK

BY:




**Canvass Results Report**

Run Time 2:42 PM  
Run Date 06/03/2021

**Clackamas County**

May 18, 2021 Special District Election

5/18/2021

Page 179

**Official Results**

Registered Voters  
85275 of 305158 = 27.94%

Precincts Reporting  
117 of 117 = 100.00%

Registered Voters	Turnout Percentage
308	28.90%
813	32.23%
1,121	31.31%

**CERTIFIED COPY OF THE ORIGINAL  
SHERRY HALL, COUNTY CLERK**

BY: Sherry Hall





**Canvass Results Report**

Run Time 2:42 PM  
Run Date 06/03/2021

**Clackamas County**

May 18, 2021 Special District Election

5/18/2021

Page 180

**Official Results**

Registered Voters  
85275 of 305158 = 27.94%

Precincts Reporting  
117 of 117 = 100.00%

**Colton Water District, Commissioner, Position 2 - Vote for One**

Precinct	Ken Carroll	Write-in	Cast Votes	Undervotes	Overvotes	Vote by Mail Ballots Cast	Total Ballots Cast	Registered Voters	Turnout Percentage
350	59	3	62	27	0	89	89	308	28.90%
351	174	3	177	85	0	262	262	813	32.23%
<b>Totals</b>	<b>233</b>	<b>6</b>	<b>239</b>	<b>112</b>	<b>0</b>	<b>351</b>	<b>351</b>	<b>1,121</b>	<b>31.31%</b>

**CERTIFIED COPY OF THE ORIGINAL  
SHERRY HALL, COUNTY CLERK**

BY: Sherry Hall



Canvass Results Report

Clackamas County

Official Results

Registered Voters  
85275 of 305158 = 27.94%

May 18, 2021 Special District Election

Precincts Reporting  
117 of 117 = 100.00%

Run Time 2:42 PM

5/18/2021

Run Date 06/03/2021


Page 181

Colton Water District, Commissioner, Position 3 - Vote for One No Candidate Filed

Precinct	Al Rose (W)	Alexander Weninger (W)	Anthony Starkey (W)	Colin Wait (W)	Frank Rouse (W)	James Heitmanek (W)	Jorge Marinoff (W)	Jose Rodriguez (W)	Justin Earls (W)	Mary Ethington (W)	Miranda Carroll (W)
350	1	0	1	2	0	1	2	2	0	0	3
351	0	2	0	8	6	0	0	0	1	4	0
Totals	1	2	1	10	6	1	2	2	1	4	3

CERTIFIED COPY OF THE ORIGINAL  
SHERRY HALL, COUNTY CLERK

BY: Sherry Hall



**Canvass Results Report**

Run Time 2:42 PM

Run Date 06/03/2021

**Clackamas County**

May 18, 2021 Special District Election

5/18/2021

Page 182

**Official Results**

Registered Voters  
85275 of 305158 = 27.94%

Precincts Reporting  
117 of 117 = 100.00%

Steven Viles (W)	Tim Behrens (W)	Cast Votes	Undervotes	Overvotes	Vote by Mail Ballots Cast	Total Ballots Cast	Registered Voters	Turnout Percentage
0	2	14	75	0	89	89	308	28.90%
2	3	26	236	0	262	262	813	32.23%
2	5	40	311	0	351	351	1,121	31.31%

**CERTIFIED COPY OF THE ORIGINAL  
SHERRY HALL, COUNTY CLERK**

BY: *Sherry Hall*



**Canvass Results Report**

Run Time 2:42 PM  
Run Date 06/03/2021

**Clackamas County**

May 18, 2021 Special District Election

5/18/2021

Page 183

**Official Results**

Registered Voters  
85275 of 305158 = 27.94%

Precincts Reporting  
117 of 117 = 100.00%

**Country Club Water District, Commissioner, Position 1 - Vote for One**

	Merrily A Simoni	Cast Votes	Undervotes	Overvotes	Vote by Mail Ballots Cast	Total Ballots Cast	Registered Voters	Turnout Percentage
Precinct 373	24	24	9	0	33	33	129	25.58%
Totals	24	24	9	0	33	33	129	25.58%

**CERTIFIED COPY OF THE ORIGINAL  
SHERRY HALL, COUNTY CLERK**

BY: Sherry Hall



Canvass Results Report

Clackamas County

Official Results

Registered Voters  
85275 of 305158 = 27.94%

May 18, 2021 Special District Election

Precincts Reporting  
117 of 117 = 100.00%

Run Time 2:42 PM

5/18/2021

Run Date 06/03/2021

Page 184

Country Club Water District, Commissioner, Position 2 - Vote for One

Precinct	Doug Melbourne	Write-in	Cast Votes	Undervotes	Overvotes	Vote by Mail Ballots Cast	Total Ballots Cast	Registered Voters	Turnout Percentage
373	19	2	21	12	0	33	33	129	25.58%
Totals	19	2	21	12	0	33	33	129	25.58%

CERTIFIED COPY OF THE ORIGINAL  
SHERRY HALL, COUNTY CLERK

BY: Sherry Hall



**Canvass Results Report**

Run Time 2:42 PM  
 Run Date 06/03/2021

**Clackamas County**

May 18, 2021 Special District Election

5/18/2021

Page 185

**Official Results**

Registered Voters  
 85275 of 305158 = 27.94%

Precincts Reporting  
 117 of 117 = 100.00%

**Country Club Water District, Commissioner, Position 4 - Vote for One**

Precinct	Treven Barrett	Write-in	Cast Votes	Undervotes	Overvotes	Vote by Mail Ballots Cast	Total Ballots Cast	Registered Voters	Turnout Percentage
373	18	2	20	13	0	33	33	129	25.58%
<b>Totals</b>	<b>18</b>	<b>2</b>	<b>20</b>	<b>13</b>	<b>0</b>	<b>33</b>	<b>33</b>	<b>129</b>	<b>25.58%</b>

**CERTIFIED COPY OF THE ORIGINAL  
 SHERRY HALL, COUNTY CLERK**

BY: 





**Canvass Results Report**

Run Time 2:42 PM  
Run Date 06/03/2021

**Clackamas County**

May 18, 2021 Special District Election

5/18/2021

Page 186

**Official Results**

Registered Voters  
85275 of 305158 = 27.94%

Precincts Reporting  
117 of 117 = 100.00%

**Lake Grove Water District, Commissioner, Position 4 - Vote for One**

Precinct	Daniel Lowe	Write-in	Cast Votes	Undervotes	Overvotes	Vote by Mail Ballots Cast	Total Ballots Cast	Registered Voters	Turnout Percentage
155	106	0	106	109	0	215	215	650	33.08%
280	256	2	258	164	0	422	422	1,644	25.67%
<b>Totals</b>	<b>362</b>	<b>2</b>	<b>364</b>	<b>273</b>	<b>0</b>	<b>637</b>	<b>637</b>	<b>2,294</b>	<b>27.77%</b>

**CERTIFIED COPY OF THE ORIGINAL  
SHERRY HALL, COUNTY CLERK**

BY: Sherry Hall





**Canvass Results Report**

Run Time 2:42 PM

Run Date 06/03/2021

**Clackamas County**

May 18, 2021 Special District Election

5/18/2021

Page 187

**Official Results**

Registered Voters  
85275 of 305158 = 27.94%

Precincts Reporting  
117 of 117 = 100.00%

**Lake Grove Water District, Commissioner, Position 5 - Vote for One**

Precinct	Larry Kitchen	Write-in	Cast Votes	Undervotes	Overvotes	Vote by Mail Ballots Cast	Total Ballots Cast	Registered Voters	Turnout Percentage
155	107	0	107	108	0	215	215	650	33.08%
280	260	3	263	159	0	422	422	1,644	25.67%
<b>Totals</b>	<b>367</b>	<b>3</b>	<b>370</b>	<b>267</b>	<b>0</b>	<b>637</b>	<b>637</b>	<b>2,294</b>	<b>27.77%</b>

**CERTIFIED COPY OF THE ORIGINAL  
SHERRY HALL, COUNTY CLERK**

BY: *Sherry Hall*



Canvass Results Report

Clackamas County

Official Results

Registered Voters  
85275 of 305158 = 27.94%

May 18, 2021 Special District Election

Precincts Reporting  
117 of 117 = 100.00%

Run Time 2:42 PM

5/18/2021

Run Date 06/03/2021

Page 188

Mossy Brae Water District, Commissioner, Position 1 - Vote for One

	Cobi Brothers	Write-in	Cast Votes	Undervotes	Overvotes	Vote by Mail Ballots Cast	Total Ballots Cast	Registered Voters	Turnout Percentage
Precinct 320	20	0	20	13	0	33	33	83	39.76%
Totals	20	0	20	13	0	33	33	83	39.76%

CERTIFIED COPY OF THE ORIGINAL  
SHERRY HALL, COUNTY CLERK

BY: Sherry Hall



**Canvass Results Report**

Run Time 2:42 PM  
Run Date 06/03/2021

**Clackamas County**

May 18, 2021 Special District Election

5/18/2021

Page 189

**Official Results**

Registered Voters  
85275 of 305158 = 27.94%

Precincts Reporting  
117 of 117 = 100.00%

**Mossy Brae Water District, Commissioner, Position 2 - Vote for One**

Precinct	Ball	Write-in	Cast Votes	Undervotes	Overvotes	Vote by Mail Ballots Cast	Total Ballots Cast	Registered Voters	Turnout Percentage
320	20	0	20	13	0	33	33	83	39.76%
<b>Totals</b>	<b>20</b>	<b>0</b>	<b>20</b>	<b>13</b>	<b>0</b>	<b>33</b>	<b>33</b>	<b>83</b>	<b>39.76%</b>

**CERTIFIED COPY OF THE ORIGINAL  
SHERRY HALL, COUNTY CLERK**

BY: Sherry Hall



Canvass Results Report

Clackamas County

Official Results

Registered Voters  
85275 of 305158 = 27.94%

May 18, 2021 Special District Election

Precincts Reporting  
117 of 117 = 100.00%

Run Time 2:42 PM

5/18/2021

Run Date 06/03/2021

Page 190

Mossy Brae Water District, Commissioner, Position 3 - Vote for One

	Travis W Netzel	Write-in	Cast Votes	Undervotes	Overvotes	Vote by Mail Ballots Cast	Total Ballots Cast	Registered Voters	Turnout Percentage
Precinct 320	20	0	20	13	0	33	33	83	39.76%
Totals	20	0	20	13	0	33	33	83	39.76%

CERTIFIED COPY OF THE ORIGINAL  
SHERRY HALL, COUNTY CLERK

BY: Sherry Hall



**Canvass Results Report**

Run Time 2:42 PM  
Run Date 06/03/2021

**Clackamas County**

May 18, 2021 Special District Election

5/18/2021

Page 191

**Official Results**

Registered Voters  
85275 of 305158 = 27.94%

Precincts Reporting  
117 of 117 = 100.00%

**Mossy Brae Water District, Commissioner, Position 4 - Vote for One Unexpired Term**

Precinct	Marjorie Braker	Write-in	Cast Votes	Undervotes	Overvotes	Vote by Mail Ballots Cast	Total Ballots Cast	Registered Voters	Turnout Percentage
320	21	0	21	12	0	33	33	83	39.76%
<b>Totals</b>	<b>21</b>	<b>0</b>	<b>21</b>	<b>12</b>	<b>0</b>	<b>33</b>	<b>33</b>	<b>83</b>	<b>39.76%</b>

**CERTIFIED COPY OF THE ORIGINAL  
SHERRY HALL, COUNTY CLERK**

BY: Sherry Hall



**Canvass Results Report**

Run Time 2:42 PM  
Run Date 06/03/2021

**Clackamas County**

May 18, 2021 Special District Election

5/18/2021

Page 192

**Official Results**

Registered Voters  
85275 of 305158 = 27.94%

Precincts Reporting  
117 of 117 = 100.00%

**Mulino Water District, Commissioner, Position 3 - Vote for One**

Precinct	E Ted Seitz	Write-in	Cast Votes	Undervotes	Overvotes	Vote by Mail Ballots Cast	Total Ballots Cast	Registered Voters	Turnout Percentage
511	19	0	18	23	0	42	42	217	19.35%
516	28	0	28	33	0	61	61	209	29.19%
<b>Totals</b>	<b>47</b>	<b>0</b>	<b>47</b>	<b>56</b>	<b>0</b>	<b>103</b>	<b>103</b>	<b>426</b>	<b>24.18%</b>

**CERTIFIED COPY OF THE ORIGINAL  
SHERRY HALL, COUNTY CLERK**

BY: Sherry Hall



**Canvass Results Report**

Run Time 2:42 PM  
Run Date 06/03/2021

**Clackamas County**

May 18, 2021 Special District Election

5/18/2021

Page 193

**Official Results**  
Registered Voters  
85275 of 305158 = 27.94%

**Precincts Reporting**  
117 of 117 = 100.00%

**Mulino Water District, Commissioner, Position 4 - Vote for One**

Precinct	Terry Anthony	Write-in	Cast Votes	Undervotes	Overvotes	Vote by Mail Ballots Cast	Total Ballots Cast	Registered Voters	Turnout Percentage
511	17	0	17	25	0	42	42	217	19.35%
516	28	0	28	33	0	61	61	209	29.19%
<b>Totals</b>	<b>45</b>	<b>0</b>	<b>45</b>	<b>58</b>	<b>0</b>	<b>103</b>	<b>103</b>	<b>426</b>	<b>24.18%</b>

**CERTIFIED COPY OF THE ORIGINAL  
SHERRY HALL, COUNTY CLERK**

BY: *Sherry Hall*





**Canvass Results Report**

Run Time: 2:42 PM  
 Run Date: 06/03/2021

**Clackamas County**

May 18, 2021 Special District Election

5/18/2021

Page 194

**Official Results**

Registered Voters  
 85275 of 305158 = 27.94%

Precincts Reporting  
 117 of 117 = 100.00%

**Mulino Water District, Commissioner, Position 5 - Vote for One**

Precinct	Brian Van Smoorenburg	Write-in	Cast Votes	Undervotes	Overvotes	Vote by Mail Ballots Cast	Total Ballots Cast	Registered Voters	Turnout Percentage
511	25	0	25	17	0	42	42	217	19.35%
516	32	0	32	29	0	61	61	209	29.19%
<b>Totals</b>	<b>57</b>	<b>0</b>	<b>57</b>	<b>46</b>	<b>0</b>	<b>103</b>	<b>103</b>	<b>426</b>	<b>24.18%</b>

**CERTIFIED COPY OF THE ORIGINAL  
 SHERRY HALL, COUNTY CLERK**

BY: Sherry Hall



Canvass Results Report

Clackamas County

Official Results

Registered Voters  
85275 of 305158 = 27.94%

May 18, 2021 Special District Election

Precincts Reporting  
117 of 117 = 100.00%

Run Time 2:42 PM

5/18/2021

Run Date 06/03/2021

Page 195

Oak Lodge Water Services District, Director, Position 1 - Vote for One

Precinct	Paul Gornick	Write-in	Cast Votes	Undervotes	Overvotes	Vote by Mail Ballots Cast	Total Ballots Cast	Registered Voters	Turnout Percentage
031	17	0	17	10	0	27	27	95	28.42%
033	43	2	45	37	0	82	82	251	32.67%
051	5	0	5	1	0	6	6	125	4.80%
500	43	3	46	51	0	97	97	373	26.01%
501	909	17	926	615	0	1,541	1,541	4,750	32.44%
502	1,248	19	1,267	922	0	2,189	2,189	7,811	28.02%
503	225	4	229	213	0	442	442	1,184	37.33%
504	854	13	867	681	0	1,548	1,548	6,375	24.28%
505	25	0	25	17	0	42	42	178	23.60%
<b>Totals</b>	<b>3,369</b>	<b>58</b>	<b>3,427</b>	<b>2,547</b>	<b>0</b>	<b>5,974</b>	<b>5,974</b>	<b>21,142</b>	<b>28.26%</b>

BY: *Sherry Hall*  
**CERTIFIED COPY OF THE ORIGINAL**  
**SHERRY HALL, COUNTY CLERK**



**Canvass Results Report**

Run Time 2:42 PM  
Run Date 06/03/2021

**Clackamas County**

May 18, 2021 Special District Election

5/18/2021

Page 196

**Official Results**  
Registered Voters  
85275 of 305158 = 27.94%

**Precincts Reporting**  
117 of 117 = 100.00%

**Oak Lodge Water Services District, Director, Position 2 - Vote for One**

Precinct	Mark Knudson	Write-in	Cast Votes	Undervotes	Overvotes	Vote by Mail Ballots Cast	Total Ballots Cast	Registered Voters	Turnout Percentage
031	17	0	17	10	0	27	27	95	28.42%
033	44	0	44	38	0	82	82	251	32.67%
051	5	0	5	1	0	6	6	125	4.80%
500	42	2	44	53	0	97	97	373	26.01%
501	920	16	936	605	0	1,541	1,541	4,750	32.44%
502	1,234	18	1,252	937	0	2,189	2,189	7,811	28.02%
503	228	3	231	211	0	442	442	1,184	37.33%
504	850	13	863	685	0	1,548	1,548	6,375	24.28%
505	24	0	24	18	0	42	42	178	23.60%
<b>Totals</b>	<b>3,364</b>	<b>52</b>	<b>3,416</b>	<b>2,558</b>	<b>0</b>	<b>5,974</b>	<b>5,974</b>	<b>21,142</b>	<b>28.26%</b>

**CERTIFIED COPY OF THE ORIGINAL  
SHERRY HALL, COUNTY CLERK**

BY: Sherry Hall



**Canvass Results Report**

Run Time 2:42 PM  
Run Date 06/03/2021

**Clackamas County**

May 18, 2021 Special District Election

5/18/2021

Page 197

**Official Results**

Registered Voters  
85275 of 305158 = 27.94%

Precincts Reporting  
117 of 117 = 100.00%

**Oak Lodge Water Services District, Director, Position 3 - Vote for One**

Precinct	Ginny Van Loo	Write-in	Cast Votes	Undervotes	Overvotes	Vote by Mail Ballots Cast	Total Ballots Cast	Registered Voters	Turnout Percentage
031	13	0	13	14	0	27	27	95	28.42%
033	42	0	42	40	0	82	82	251	32.67%
051	5	0	5	1	0	6	6	125	4.80%
500	43	2	45	52	0	97	97	373	26.01%
501	895	17	912	629	0	1,541	1,541	4,750	32.44%
502	1,226	19	1,245	944	0	2,189	2,189	7,811	28.02%
503	224	3	227	215	0	442	442	1,184	37.33%
504	870	15	885	663	0	1,548	1,548	6,375	24.28%
505	25	0	25	17	0	42	42	178	23.60%
<b>Totals</b>	<b>3,343</b>	<b>56</b>	<b>3,399</b>	<b>2,575</b>	<b>0</b>	<b>5,974</b>	<b>5,974</b>	<b>21,142</b>	<b>28.26%</b>

**CERTIFIED COPY OF THE ORIGINAL  
SHERRY HALL, COUNTY CLERK**

BY: Sherry Hall



**Canvass Results Report**

Run Time 2:42 PM  
Run Date 06/03/2021

**Clackamas County**

May 18, 2021 Special District Election

5/18/2021

Page 198

**Official Results**

Registered Voters  
85275 of 305158 = 27.94%

Precincts Reporting  
117 of 117 = 100.00%

**Palatine Hill Water District, Commissioner, Position 1 - Vote for One**

Precinct	Leslie Goss	Write-in	Cast Votes	Undervotes	Overvotes	Vote by Mail Ballots Cast	Total Ballots Cast	Registered Voters	Turnout Percentage
151	0	0	0	0	0	0	0	4	0.00%
283	53	2	55	262	0	81	81	188	43.09%
<b>Totals</b>	<b>53</b>	<b>2</b>	<b>55</b>	<b>26</b>	<b>0</b>	<b>81</b>	<b>81</b>	<b>192</b>	<b>42.19%</b>

**CERTIFIED COPY OF THE ORIGINAL  
SHERRY HALL, COUNTY CLERK**

BY: Sherry Hall



**Canvass Results Report**

Run Time 2:42 PM  
Run Date 06/03/2021

**Clackamas County**

May 18, 2021 Special District Election

5/18/2021

Page 199

**Official Results**


Registered Voters  
85275 of 305158 = 27.94%

Precincts Reporting  
117 of 117 = 100.00%

**Palatine Hill Water District, Commissioner, Position 2 - Vote for One**

Precinct	Paul Duden	Write-in	Cast Votes	Undervotes	Overvotes	Vote by Mail Ballots Cast	Total Ballots Cast	Registered Voters	Turnout Percentage
151	0	0	0	0	0	0	0	4	0.00%
283	48	2	50	31	0	81	81	188	43.09%
<b>Totals</b>	<b>48</b>	<b>2</b>	<b>50</b>	<b>31</b>	<b>0</b>	<b>81</b>	<b>81</b>	<b>192</b>	<b>42.19%</b>

**CERTIFIED COPY OF THE ORIGINAL  
SHERRY HALL, COUNTY CLERK**

BY: 



**Canvass Results Report**

Run Time 2:42 PM  
Run Date 06/03/2021

**Clackamas County**

May 18, 2021 Special District Election

5/18/2021

Page 200

**Official Results**

Registered Voters  
85275 of 305158 = 27.94%

Precincts Reporting  
117 of 117 = 100.00%

**Palatine Hill Water District, Commissioner, Position 3 - Vote for One**

Precinct	Jean Stoll	Write-in	Cast Votes	Undervotes	Overvotes	Vote by Mail Ballots Cast	Total Ballots Cast	Registered Voters	Turnout Percentage
151	0	0	0	0	0	0	0	4	0.00%
283	49	2	51	30	0	81	81	188	43.09%
<b>Totals</b>	<b>49</b>	<b>2</b>	<b>51</b>	<b>30</b>	<b>0</b>	<b>81</b>	<b>81</b>	<b>192</b>	<b>42.19%</b>

**CERTIFIED COPY OF THE ORIGINAL  
SHERRY HALL, COUNTY CLERK**

BY: *Sherry Hall*





**Canvass Results Report**

Run Time 2:42 PM  
Run Date 06/03/2021

**Clackamas County**

May 18, 2021 Special District Election

5/18/2021

Page 201

**Official Results**

Registered Voters  
85275 of 305158 = 27.94%

Precincts Reporting  
117 of 117 = 100.00%

**Pleasant Home Water District, Commissioner, Position 1 - Vote for One**

Precinct	Daryl Zinser	Jim Carlson	Cast Votes	Undervotes	Overvotes	Vote by Mail Ballots Cast	Total Ballots Cast	Registered Voters	Turnout Percentage
404	0	9	9	6	0	15	15	75	20.00%
<b>Totals</b>	<b>0</b>	<b>9</b>	<b>9</b>	<b>6</b>	<b>0</b>	<b>15</b>	<b>15</b>	<b>75</b>	<b>20.00%</b>

**CERTIFIED COPY OF THE ORIGINAL  
SHERRY HALL, COUNTY CLERK**

BY: Sherry Hall



**Canvass Results Report**

Run Time 2:42 PM  
Run Date 06/03/2021

**Clackamas County**

May 18, 2021 Special District Election

5/18/2021

Page 202

**Official Results**

Registered Voters  
85275 of 305158 = 27.94%

Precincts Reporting  
117 of 117 = 100.00%

**Pleasant Home Water District, Commissioner, Position 2 - Vote for One**

Precinct	Jan Hawes	Write-in	Cast Votes	Undervotes	Overvotes	Vote by Mail Ballots Cast	Total Ballots Cast	Registered Voters	Turnout Percentage
404	6	0	6	9	0	15	15	75	20.00%
<b>Totals</b>	<b>6</b>	<b>0</b>	<b>6</b>	<b>9</b>	<b>0</b>	<b>15</b>	<b>15</b>	<b>75</b>	<b>20.00%</b>

**CERTIFIED COPY OF THE ORIGINAL  
SHERRY HALL, COUNTY CLERK**

BY: *Sherry Hall*



Canvass Results Report

Clackamas County

Official Results

Registered Voters  
85275 of 305158 = 27.94%

May 18, 2021 Special District Election

Precincts Reporting  
117 of 117 = 100.00%

Run Time 2:42 PM

5/18/2021

Run Date 06/03/2021

Page 203

Pleasant Home Water District, Commissioner, Position 4 - Vote for One

Precinct	Kristin Cook	Write-in	Cast Votes	Undervotes	Overvotes	Vote by Mail Ballots Cast	Total Ballots Cast	Registered Voters	Turnout Percentage
404	6	0	6	9	0	15	15	75	20.00%
Totals	6	0	6	9	0	15	15	75	20.00%

CERTIFIED COPY OF THE ORIGINAL  
SHERRY HALL, COUNTY CLERK



**Canvass Results Report**

Run Time 2:42 PM  
Run Date 06/03/2021

**Clackamas County**

May 18, 2021 Special District Election

5/18/2021

Page 204

**Official Results**

Registered Voters  
85275 of 305158 = 27.94%

Precincts Reporting  
117 of 117 = 100.00%

**Rivergrove Water District, Commissioner, Position 3 - Vote for One**

Precinct	Grant Howell	Write-in	Cast Votes	Undervotes	Overvotes	Vote by Mail Ballots Cast	Total Ballots Cast	Registered Voters	Turnout Percentage
157	57	0	57	48	0	105	105	361	29.09%
160	77	9	86	81	0	167	167	538	31.04%
280	1	0	1	0	0	1	1	4	25.00%
281	235	4	239	171	0	410	410	1,392	29.45%
284	65	0	65	45	0	110	110	320	34.38%
320	4	0	4	6	0	10	10	31	32.26%
<b>Totals</b>	<b>439</b>	<b>13</b>	<b>452</b>	<b>351</b>	<b>0</b>	<b>803</b>	<b>803</b>	<b>2,646</b>	<b>30.35%</b>

**CERTIFIED COPY OF THE ORIGINAL  
SHERRY HALL, COUNTY CLERK**

BY: 



May 18, 2021 Special District Election

Run Time 2:42 PM

5/18/2021

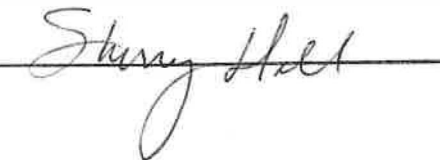
Run Date 06/03/2021

Page 205

Rivergrove Water District, Commissioner, Position 5 - Vote for One

Precinct	Bill Stites	Christine Roth	Write-in	Cast Votes	Undervotes	Overvotes	Vote by Mail Ballots Cast	Total Ballots Cast	Registered Voters	Turnout Percentage
157	15	72	0	87	18	0	105	105	361	29.09%
160	17	97	7	121	46	0	167	167	538	31.04%
280	0	1	0	1	0	0	1	1	4	25.00%
281	56	249	1	306	104	0	410	410	1,392	29.45%
284	18	72	0	90	20	0	110	110	320	34.38%
320	3	4	0	7	3	0	10	10	31	32.26%
<b>Totals</b>	<b>109</b>	<b>495</b>	<b>8</b>	<b>612</b>	<b>191</b>	<b>0</b>	<b>803</b>	<b>803</b>	<b>2,646</b>	<b>30.35%</b>

CERTIFIED COPY OF THE ORIGINAL  
SHERRY HALL, COUNTY CLERK

BY: 



**Canvass Results Report**

Run Time 2:42 PM  
Run Date 06/03/2021

**Clackamas County**

May 18, 2021 Special District Election

5/18/2021

Page 206

**Official Results**

Registered Voters  
85275 of 305158 = 27.94%

Precincts Reporting  
117 of 117 = 100.00%

**Riverside Water District, Commissioner, Position 2 - Vote for One**

Precinct	Jeff Benvenuto	Write-in	Cast Votes	Undervotes	Overvotes	Vote by Mail Ballots Cast	Total Ballots Cast	Registered Voters	Turnout Percentage
370	16	0	16	3	0	19	19	81	23.46%
<b>Totals</b>	<b>16</b>	<b>0</b>	<b>16</b>	<b>3</b>	<b>0</b>	<b>19</b>	<b>19</b>	<b>81</b>	<b>23.46%</b>

**CERTIFIED COPY OF THE ORIGINAL  
SHERRY HALL, COUNTY CLERK**

BY: Sherry Hall



**Canvass Results Report**

Run Time 2:42 PM  
Run Date 06/03/2021

**Clackamas County**

May 18, 2021 Special District Election

5/18/2021

Page 207

**Official Results**


Registered Voters  
85275 of 305158 = 27.94%

Precincts Reporting  
117 of 117 = 100.00%

**Riverside Water District, Commissioner, Position 3 - Vote for One**

Precinct	Timothy Peterson	Write-in	Cast Votes	Undervotes	Overvotes	Vote by Mail Ballots Cast	Total Ballots Cast	Registered Voters	Turnout Percentage
370	16	0	16	3	0	19	19	81	23.46%
<b>Totals</b>	<b>16</b>	<b>0</b>	<b>16</b>	<b>3</b>	<b>0</b>	<b>19</b>	<b>19</b>	<b>81</b>	<b>23.46%</b>

**CERTIFIED COPY OF THE ORIGINAL  
SHERRY HALL, COUNTY CLERK**

BY: 





**Canvass Results Report**

Run Time 2:42 PM  
Run Date 06/03/2021

**Clackamas County**

May 18, 2021 Special District Election

5/18/2021

Page 208

**Official Results**

Registered Voters  
85275 of 305158 = 27.94%

Precincts Reporting  
117 of 117 = 100.00%

**Riverside Water District, Commissioner, Position 5 - Vote for One Unexpired Term No Candidate Filed**

Precinct	Rick Scrivens (W)	Ted Harvey (W)	Cast Votes	Undervotes	Overvotes	Vote by Mail Ballots Cast	Total Ballots Cast	Registered Voters	Turnout Percentage
370	1	3	4	15	0	19	19	81	23.46%
<b>Totals</b>	<b>1</b>	<b>3</b>	<b>4</b>	<b>15</b>	<b>0</b>	<b>19</b>	<b>19</b>	<b>81</b>	<b>23.46%</b>

**CERTIFIED COPY OF THE ORIGINAL  
SHERRY HALL, COUNTY CLERK**

BY: *Sherry Hall*



**Canvass Results Report**

Run Time 2:42 PM  
Run Date 06/03/2021

**Clackamas County**

May 18, 2021 Special District Election

5/18/2021

Page 209

**Official Results**

Registered Voters  
85275 of 305158 = 27.94%

Precincts Reporting  
117 of 117 = 100.00%

**Sleepy Hollow Water District, Commissioner, Position 1 - Vote for One No Candidate Filed**

Precinct	John M Walker III (W)	Judy Henrickson (W)	Pete Henninger (W)	Randy Carrier (W)	Cast Votes	Undervotes	Overvotes	Vote by Mail Ballots Cast	Total Ballots Cast	Registered Voters	Turnout Percentage
373	1	1	8	1	11	23	0	34	34	167	20.36%
<b>Totals</b>	<b>1</b>	<b>1</b>	<b>8</b>	<b>1</b>	<b>11</b>	<b>23</b>	<b>0</b>	<b>34</b>	<b>34</b>	<b>167</b>	<b>20.36%</b>

**CERTIFIED COPY OF THE ORIGINAL  
SHERRY HALL, COUNTY CLERK**

BY: 



**Canvass Results Report**

**Clackamas County**

**Official Results**

Registered Voters  
85275 of 305158 = 27.94%

May 18, 2021 Special District Election

Precincts Reporting  
117 of 117 = 100.00%

Run Time 2:42 PM

5/18/2021

Run Date 06/03/2021

Page 210

**Sleepy Hollow Water District, Commissioner, Position 2 - Vote for One Unexpired Term No Candidate Filed**

Precinct	Anthony LeFevour (W)	Don Leader (W)	Judy Henrickson (W)	Molly Smith (W)	Cast Votes	Undervotes	Overvotes	Vote by Mail Ballots Cast	Total Ballots Cast	Registered Voters	Turnout Percentage
373	7	1	1	1	10	24	0	34	34	167	20.36%
<b>Totals</b>	<b>7</b>	<b>1</b>	<b>1</b>	<b>1</b>	<b>10</b>	<b>24</b>	<b>0</b>	<b>34</b>	<b>34</b>	<b>167</b>	<b>20.36%</b>

**CERTIFIED COPY OF THE ORIGINAL  
SHERRY HALL, COUNTY CLERK**

BY: *Sherry Hall*



**Canvass Results Report**

Run Time 2:42 PM  
Run Date 06/03/2021

**Clackamas County**

May 18, 2021 Special District Election

5/18/2021

Page 211

**Official Results**

Registered Voters  
85275 of 305158 = 27.94%

Precincts Reporting  
117 of 117 = 100.00%

**Sleepy Hollow Water District, Commissioner, Position 3 - Vote for One No Candidate Filed**

	John Charles (W)	Judy Henrikson (W)	Tony LeFevour (W)	Cast Votes	Undervotes	Overvotes	Vote by Mail Ballots Cast	Total Ballots Cast	Registered Voters	Turnout Percentage
<b>Precinct</b>										
373	7	1	1	9	25	0	34	34	167	20.36%
<b>Totals</b>	<b>7</b>	<b>1</b>	<b>1</b>	<b>9</b>	<b>25</b>	<b>0</b>	<b>34</b>	<b>34</b>	<b>167</b>	<b>20.36%</b>

**CERTIFIED COPY OF THE ORIGINAL  
SHERRY HALL, COUNTY CLERK**

BY: *Sherry Hall*



**Canvass Results Report**

Run Time 2:42 PM  
Run Date 06/03/2021

**Clackamas County**

May 18, 2021 Special District Election

5/18/2021

Page 212

**Official Results**

Registered Voters  
85275 of 305158 = 27.94%

Precincts Reporting  
117 of 117 = 100.00%

**Sleepy Hollow Water District, Commissioner, Position 4 - Vote for One Unexpired Term No Candidate Filed**

Precinct	Judy Herrickson (W)	Laura Patty (W)	Laura Petty (W)	Randy Carrier (W)	Cast Votes	Undervotes	Overvotes	Vote by Mail Ballots Cast	Total Ballots Cast	Registered Voters	Turnout Percentage
373	1	3	3	1	8	26	0	34	34	167	20.36%
<b>Totals</b>	<b>1</b>	<b>3</b>	<b>3</b>	<b>1</b>	<b>8</b>	<b>26</b>	<b>0</b>	<b>34</b>	<b>34</b>	<b>167</b>	<b>20.36%</b>

**CERTIFIED COPY OF THE ORIGINAL  
SHERRY HALL, COUNTY CLERK**

BY: *Sherry Hall*



**Canvass Results Report**

Run Time 2:42 PM  
Run Date 06/03/2021

**Clackamas County**

May 18, 2021 Special District Election

5/18/2021

Page 213

**Official Results**

Registered Voters  
85275 of 305158 = 27.94%

Precincts Reporting  
117 of 117 = 100.00%

**Sleepy Hollow Water District, Commissioner, Position 5 - Vote for One No Candidate Filed**

Precinct	Frederick Polsky (W)	Judy Henrickson (W)	Molly Smith (W)	Randy Carrier (W)	Cast Votes	Undervotes	Overvotes	Vote by Mail Ballots Cast	Total Ballots Cast	Registered Voters	Turnout Percentage
373	1	1	7	1	10	24	0	34	34	167	20.36%
<b>Totals</b>	<b>1</b>	<b>1</b>	<b>7</b>	<b>1</b>	<b>10</b>	<b>24</b>	<b>0</b>	<b>34</b>	<b>34</b>	<b>167</b>	<b>20.36%</b>

**CERTIFIED COPY OF THE ORIGINAL  
SHERRY HALL, COUNTY CLERK**

BY: 



**Canvass Results Report**

Run Time 2:42 PM  
Run Date 06/03/2021

**Clackamas County**

May 18, 2021 Special District Election

5/18/2021

Page 214

**Official Results**

Registered Voters  
85275 of 305158 = 27.94%

Precincts Reporting  
117 of 117 = 100.00%

**Southwood Park Water District, Commissioner, Position 2 - Vote for One**

Precinct	Jonathan G Howell	Write-in	Cast Votes	Undervotes	Overvotes	Vote by Mail Ballots Cast	Total Ballots Cast	Registered Voters	Turnout Percentage
282	102	10	112	40	0	152	152	584	26.03%
<b>Totals</b>	<b>102</b>	<b>10</b>	<b>112</b>	<b>40</b>	<b>0</b>	<b>152</b>	<b>152</b>	<b>584</b>	<b>26.03%</b>

**CERTIFIED COPY OF THE ORIGINAL  
SHERRY HALL, COUNTY CLERK**

BY: Sherry Hall





**Canvass Results Report**

Run Time 2:42 PM  
Run Date 06/03/2021

**Clackamas County**

May 18, 2021 Special District Election

5/18/2021

Page 215

**Official Results**

Registered Voters  
85275 of 305158 = 27.94%

Precincts Reporting  
117 of 117 = 100.00%

**Southwood Park Water District, Commissioner, Position 3 - Vote for One**

Precinct	Kelli Byrd	Write-in	Cast Votes	Undervotes	Overvotes	Vote by Mail Ballots Cast	Total Ballots Cast	Registered Voters	Turnout Percentage
282	103	8	111	41	0	152	152	584	26.03%
<b>Totals</b>	<b>103</b>	<b>8</b>	<b>111</b>	<b>41</b>	<b>0</b>	<b>152</b>	<b>152</b>	<b>584</b>	<b>26.03%</b>

**CERTIFIED COPY OF THE ORIGINAL  
SHERRY HALL, COUNTY CLERK**

BY: Sherry Hall



Canvass Results Report

Clackamas County

Official Results

Registered Voters  
85275 of 305158 = 27.94%

May 18, 2021 Special District Election

Precincts Reporting  
117 of 117 = 100.00%

Run Time 2:42 PM

5/18/2021

Run Date 06/03/2021

Page 216

Southwood Park Water District, Commissioner, Position 5 - Vote for One

Precinct	Eric Leatham	Write-in	Cast Votes	Undervotes	Overvotes	Vote by Mail Ballots Cast	Total Ballots Cast	Registered Voters	Turnout Percentage
282	87	28	115	37	0	152	152	584	26.03%
Totals	87	28	115	37	0	152	152	584	26.03%

CERTIFIED COPY OF THE ORIGINAL  
SHERRY HALL, COUNTY CLERK

BY: Sherry Hall



May 18, 2021 Special District Election

Run Time 2:42 PM

5/18/2021

Run Date 06/03/2021

Page 217

**Sunrise Water Authority District, Director, Zone 3 - Vote for One Unexpired Term**

Precinct	Tim Chairet	Write-in	Cast Votes	Undervotes	Overvotes	Vote by Mail Ballots Cast	Total Ballots Cast	Registered Voters	Turnout Percentage
103	86	0	86	58	0	144	144	442	32.58%
105	0	0	0	6	0	6	6	18	33.33%
410	204	1	205	157	0	362	362	1,560	23.21%
413	265	2	267	302	0	569	569	2,138	26.61%
<b>Totals</b>	<b>555</b>	<b>3</b>	<b>558</b>	<b>523</b>	<b>0</b>	<b>1,081</b>	<b>1,081</b>	<b>4,158</b>	<b>26.00%</b>

**CERTIFIED COPY OF THE ORIGINAL  
SHERRY HALL, COUNTY CLERK**

BY: Sherry Hall



**Canvass Results Report**

Run Time 2:42 PM  
Run Date 06/03/2021

**Clackamas County**

May 18, 2021 Special District Election

5/18/2021

Page 218

**Official Results**

Registered Voters  
85275 of 305158 = 27.94%

Precincts Reporting  
117 of 117 = 100.00%

**Sunrise Water Authority District, Director, Zone 4 - Vote for One**

Precinct	Andy Coate	Write-in	Cast Votes	Undervotes	Overvotes	Vote by Mail Ballots Cast	Total Ballots Cast	Registered Voters	Turnout Percentage
101	16	0	16	11	0	27	27	91	29.67%
411	404	2	406	501	0	907	907	3,378	26.85%
416	239	2	241	264	0	505	505	1,619	31.19%
<b>Totals</b>	<b>659</b>	<b>4</b>	<b>663</b>	<b>776</b>	<b>0</b>	<b>1,439</b>	<b>1,439</b>	<b>5,088</b>	<b>28.28%</b>

**CERTIFIED COPY OF THE ORIGINAL  
SHERRY HALL, COUNTY CLERK**

BY: Sherry Hall



Canvass Results Report

Clackamas County

Official Results

Registered Voters  
85275 of 305158 = 27.94%

May 18, 2021 Special District Election

Precincts Reporting  
117 of 117 = 100.00%

Run Time 2:42 PM

5/18/2021

Run Date 06/03/2021

Page 219

Sunrise Water Authority District, Director, Zone 5 - Vote for One

Precinct	Kevin O'Meara	Write-in	Cast Votes	Undervotes	Overvotes	Vote by Mail Ballots Cast	Total Ballots Cast	Registered Voters	Turnout Percentage
100	55	0	55	108	0	163	163	480	33.96%
101	514	2	516	498	0	1,014	1,014	3,672	27.61%
103	126	0	126	117	0	243	243	733	33.15%
410	77	0	77	94	0	171	171	523	32.70%
411	72	0	72	49	0	121	121	391	30.95%
415	4	0	4	8	0	12	12	65	18.46%
416	132	1	133	165	0	298	298	885	33.67%
<b>Totals</b>	<b>980</b>	<b>3</b>	<b>983</b>	<b>1,039</b>	<b>0</b>	<b>2,022</b>	<b>2,022</b>	<b>6,749</b>	<b>29.96%</b>

CERTIFIED COPY OF THE ORIGINAL  
SHERRY HALL, COUNTY CLERK

BY: Sherry Hall



**Canvass Results Report**

Run Time 2:42 PM  
Run Date 06/03/2021

**Clackamas County**

May 18, 2021 Special District Election

5/18/2021

Page 220

**Official Results**

Registered Voters  
85275 of 305158 = 27.94%

Precincts Reporting  
117 of 117 = 100.00%

**Sunrise Water Authority District, Director, Zone 6 - Vote for One Unexpired Term**

Precinct	Diana Helm	Write-in	Cast Votes	Undervotes	Overvotes	Vote by Mail Ballots Cast	Total Ballots Cast	Registered Voters	Turnout Percentage
101	259	15	274	251	0	525	525	1,814	28.94%
400	40	1	41	57	0	98	98	307	31.92%
402	132	12	144	91	0	235	235	942	24.95%
414	42	2	44	52	0	96	96	417	23.02%
416	373	9	382	458	0	840	840	2,443	34.38%
<b>Totals</b>	<b>846</b>	<b>39</b>	<b>885</b>	<b>909</b>	<b>0</b>	<b>1,794</b>	<b>1,794</b>	<b>5,923</b>	<b>30.29%</b>

**CERTIFIED COPY OF THE ORIGINAL  
SHERRY HALL, COUNTY CLERK**

BY: Sherry Hall



**Canvass Results Report**

Run Time 2:42 PM  
Run Date 06/03/2021

**Clackamas County**

May 18, 2021 Special District Election

5/18/2021

Page 221

**Official Results**

Registered Voters  
85275 of 305158 = 27.94%

Precincts Reporting  
117 of 117 = 100.00%

**Sunrise Water Authority District, Director, Zone 7 - Vote for One**

Precinct	Chris Hawes	Write-in	Cast Votes	Undervotes	Overvotes	Vote by Mail Ballots Cast	Total Ballots Cast	Registered Voters	Turnout Percentage
100	126	2	128	146	0	274	274	823	33.29%
400	38	1	39	41	0	80	80	280	28.57%
401	212	3	215	216	0	431	431	1,485	29.02%
402	139	2	141	157	0	298	298	851	35.02%
403	0	0	0	3	0	3	3	3	100.00%
412	329	10	339	384	0	723	723	2,037	35.49%
<b>Totals</b>	<b>844</b>	<b>18</b>	<b>862</b>	<b>947</b>	<b>0</b>	<b>1,809</b>	<b>1,809</b>	<b>5,479</b>	<b>33.02%</b>

**CERTIFIED COPY OF THE ORIGINAL  
SHERRY HALL, COUNTY CLERK**

BY: Sherry Hall





**Canvass Results Report**

Run Time 2:42 PM  
Run Date 06/03/2021

**Clackamas County**

May 18, 2021 Special District Election

5/18/2021

Page 222

**Official Results**

Registered Voters  
85275 of 305158 = 27.94%

Precincts Reporting  
117 of 117 = 100.00%

**Wildwood Annex Water District, Commissioner, Position 2 - Vote for One Unexpired Term No Candidate Filed**

Precinct	Thomas Tarrant (W)	Tom Tarrant (W)	Cast Votes	Undervotes	Overvotes	Vote by Mail Ballots Cast	Total Ballots Cast	Registered Voters	Turnout Percentage
373	3	2	5	9	0	14	14	60	23.33%
<b>Totals</b>	<b>3</b>	<b>2</b>	<b>5</b>	<b>9</b>	<b>0</b>	<b>14</b>	<b>14</b>	<b>60</b>	<b>23.33%</b>

**CERTIFIED COPY OF THE ORIGINAL  
SHERRY HALL, COUNTY CLERK**

BY: Sherry Hall



**Canvass Results Report**

Run Time 2:42 PM  
 Run Date 06/03/2021

**Clackamas County**

May 18, 2021 Special District Election

5/18/2021

Page 223

**Official Results**

Registered Voters  
 85275 of 305158 = 27.94%

Precincts Reporting  
 117 of 117 = 100.00%

**Wildwood Annex Water District, Commissioner, Position 3 - Vote for One**

Precinct	Joyce K Fraijo	Cast Votes	Undervotes	Overvotes	Vote by Mail Ballots Cast	Total Ballots Cast	Registered Voters	Turnout Percentage
373	8	8	6	0	14	14	60	23.33%
<b>Totals</b>	<b>8</b>	<b>8</b>	<b>6</b>	<b>0</b>	<b>14</b>	<b>14</b>	<b>60</b>	<b>23.33%</b>

**CERTIFIED COPY OF THE ORIGINAL  
 SHERRY HALL, COUNTY CLERK**

BY: *Sherry Hall*



**Canvass Results Report**

Run Time 2:42 PM  
Run Date 06/03/2021

**Clackamas County**

May 18, 2021 Special District Election

5/18/2021

Page 224

**Official Results**


Registered Voters  
85275 of 305158 = 27.94%

Precincts Reporting  
117 of 117 = 100.00%

**Wildwood Annex Water District, Commissioner, Position 4 - Vote for One**

Precinct	Shea Angnos	Cast Votes	Undervotes	Overvotes	Vote by Mail Ballots Cast	Total Ballots Cast	Registered Voters	Turnout Percentage
373	8	8	6	0	14	14	60	23.33%
<b>Totals</b>	<b>8</b>	<b>8</b>	<b>6</b>	<b>0</b>	<b>14</b>	<b>14</b>	<b>60</b>	<b>23.33%</b>

**CERTIFIED COPY OF THE ORIGINAL  
SHERRY HALL, COUNTY CLERK**

BY: 



**Canvass Results Report**

Run Time 2:42 PM  
Run Date 06/03/2021

**Clackamas County**

May 18, 2021 Special District Election

5/18/2021

Page 225

**Official Results**

Registered Voters  
85275 of 305158 = 27.94%

Precincts Reporting  
117 of 117 = 100.00%

**Wildwood Annex Water District, Commissioner, Position 5 - Vote for One**

Precinct	Marc Closner	Cast Votes	Undervotes	Overvotes	Vote by Mail Ballots Cast	Total Ballots Cast	Registered Voters	Turnout Percentage
373	9	9	5	0	14	14	60	23.33%
<b>Totals</b>	<b>9</b>	<b>9</b>	<b>5</b>	<b>0</b>	<b>14</b>	<b>14</b>	<b>60</b>	<b>23.33%</b>

**CERTIFIED COPY OF THE ORIGINAL  
SHERRY HALL, COUNTY CLERK**

BY: Sherry Hall



**Canvass Results Report**

Run Time 2:42 PM  
Run Date 06/03/2021

**Clackamas County**

May 18, 2021 Special District Election

5/18/2021

Page 226

**Official Results**

Registered Voters  
85275 of 305158 = 27.94%

Precincts Reporting  
117 of 117 = 100.00%

**Lower Clackamas River Water Control District, Director, Position 2 - Vote for One Unexpired Term No Candidate Filed**

Precinct	Mike Perrotti (W)	Mike Perrott (W)	Mike Perrotti (W)	Cast Votes	Undervotes	Overvotes	Vote by Mail Ballots Cast	Total Ballots Cast	Registered Voters	Turnout Percentage
515	2	1	4	7	9	0	16	16	31	51.61%
<b>Totals</b>	<b>2</b>	<b>1</b>	<b>4</b>	<b>7</b>	<b>9</b>	<b>0</b>	<b>16</b>	<b>16</b>	<b>31</b>	<b>51.61%</b>

**CERTIFIED COPY OF THE ORIGINAL  
SHERRY HALL, COUNTY CLERK**

BY: Sherry Hall



**Canvass Results Report**

Run Time 2:42 PM  
Run Date 06/03/2021

**Clackamas County**

May 18, 2021 Special District Election

5/18/2021

Page 227

**Official Results**

Registered Voters  
85275 of 305158 = 27.94%

Precincts Reporting  
117 of 117 = 100.00%

**Lower Clackamas River Water Control District, Director, Position 3 - Vote for One No Candidate Filed**

Precinct	George Barton (W)	Cast Votes	Undervotes	Overvotes	Vote by Mail Ballots Cast	Total Ballots Cast	Registered Voters	Turnout Percentage
515	7	7	9	0	16	16	31	51.61%
<b>Totals</b>	<b>7</b>	<b>7</b>	<b>9</b>	<b>0</b>	<b>16</b>	<b>16</b>	<b>31</b>	<b>51.61%</b>

**CERTIFIED COPY OF THE ORIGINAL  
SHERRY HALL, COUNTY CLERK**

BY: Sherry Hall



Canvass Results Report

Run Time 2:42 PM  
Run Date 06/03/2021

Clackamas County

May 18, 2021 Special District Election

5/18/2021

Page 228

Official Results

Registered Voters  
85275 of 305158 = 27.94%

Precincts Reporting  
117 of 117 = 100.00%

Lower Clackamas River Water Control District, Director, Position 4 - Vote for One No Candidate Filed

Precinct	Ambrose Calcagno (W)	Cast Votes	Undervotes	Overvotes	Vote by Mail Ballots Cast	Total Ballots Cast	Registered Voters	Turnout Percentage
515	1	1	15	0	16	16	31	51.61%
<b>Totals</b>	<b>1</b>	<b>1</b>	<b>15</b>	<b>0</b>	<b>16</b>	<b>16</b>	<b>31</b>	<b>51.61%</b>

CERTIFIED COPY OF THE ORIGINAL  
SHERRY HALL, COUNTY CLERK

BY: Sherry Hall





**Canvass Results Report**

Run Time 2:42 PM  
Run Date 06/03/2021

**Clackamas County**

May 18, 2021 Special District Election

5/18/2021

Page 229

**Official Results**

Registered Voters  
85275 of 305158 = 27.94%

Precincts Reporting  
117 of 117 = 100.00%

**Lower Clackamas River Water Control District, Director, Position 5 - Vote for One No Candidate Filed**

Precinct	Ambrose Calcagno (W)	Helen Heidi Affetrager (W)	Cast Votes	Undervotes	Overvotes	Vote by Mail Ballots Cast	Total Ballots Cast	Registered Voters	Turnout Percentage
515	6	1	7	9	0	16	16	31	51.61%
<b>Totals</b>	<b>6</b>	<b>1</b>	<b>7</b>	<b>9</b>	<b>0</b>	<b>16</b>	<b>16</b>	<b>31</b>	<b>51.61%</b>

**CERTIFIED COPY OF THE ORIGINAL  
SHERRY HALL, COUNTY CLERK**

BY: Sherry Hall



**Canvass Results Report**

Run Time 2:42 PM  
Run Date 06/03/2021

**Clackamas County**

May 18, 2021 Special District Election

5/18/2021

Page 230

**Official Results**

Registered Voters  
85275 of 305158 = 27.94%

Precincts Reporting  
117 of 117 = 100.00%

**Lower Clackamas River Water Control District, Director, Position 6 - Vote for One No Candidate Filed**

Precinct	Helen Heidi Affanger (W)	Helen Heidi Affenholter (W)	Cast Votes	Undervotes	Overvotes	Write-ins	Vote by Mail Ballots Cast	Total Ballots Cast	Registered Voters	Turnout Percentage
515	5	1	6	10	0	0	16	16	0	0.00%
<b>Totals</b>	<b>5</b>	<b>1</b>	<b>6</b>	<b>10</b>	<b>0</b>	<b>0</b>	<b>16</b>	<b>16</b>	<b>0</b>	<b>0.00%</b>

**CERTIFIED COPY OF THE ORIGINAL  
SHERRY HALL, COUNTY CLERK**

BY: Sherry Hall



Canvass Results Report

Clackamas County

Official Results

Registered Voters  
85275 of 305158 = 27.94%

May 18, 2021 Special District Election

Precincts Reporting  
117 of 117 = 100.00%

Run Time 2:42 PM

5/18/2021

Run Date 06/03/2021

Page 231

Lower Clackamas River Water Control District, Director, Position 8 - Vote for One No Candidate Filed

Precinct	Bonita R. Goltz (W)	Bonita Rigaltz (W)	Cast Votes	Undervotes	Overvotes	Vote by Mail Ballots Cast	Total Ballots Cast	Registered Voters	Turnout Percentage
515	5	2	7	9	0	16	16	31	51.61%
Totals	5	2	7	9	0	16	16	31	51.61%

CERTIFIED COPY OF THE ORIGINAL  
SHERRY HALL, COUNTY CLERK

BY: Sherry Hall



**Canvass Results Report**

Run Time 2:42 PM  
Run Date 06/03/2021

**Clackamas County**

May 18, 2021 Special District Election

5/18/2021

Page 232

**Official Results**

Registered Voters  
85275 of 305158 = 27.94%

Precincts Reporting  
117 of 117 = 100.00%

**Lower Clackamas River Water Control District, Director, Position 9 - Vote for One Unexpired Term No Candidate Filed**

Precinct	Colleen Calcagno (W)	Cast Votes	Undervotes	Overvotes	Vote by Mail Ballots Cast	Total Ballots Cast	Registered Voters	Turnout Percentage
515	5	5	11	0	16	16	31	51.61%
<b>Totals</b>	<b>5</b>	<b>5</b>	<b>11</b>	<b>0</b>	<b>16</b>	<b>16</b>	<b>31</b>	<b>51.61%</b>

**CERTIFIED COPY OF THE ORIGINAL  
SHERRY HALL, COUNTY CLERK**

BY: Sherry Hall



**Canvass Results Report**

Run Time 2:42 PM  
Run Date 06/03/2021

**Clackamas County**



May 18, 2021 Special District Election

5/18/2021

Page 233

BY: *Sherry Hill*

**CERTIFIED COPY OF THE ORIGINAL  
SHERRY HALL, COUNTY CLERK**

**Official Results**

Registered Voters  
85275 of 305158 = 27.94%

Precincts Reporting  
117 of 117 = 100.00%

**Canby Area Park & Recreation District, Director, Position 1 - Vote for One Unexpired Term No Candidate Filed**


Precinct	Aaron Adame (W)	Aaron Bell (W)	AdriAnne Carlson (W)	Alan Kraxberger (W)	Alex Marine (W)	Allen Gordbeck (W)	Alonzo Maroni (W)	Alonzo Marovilla (W)	Amy Vidan (W)	Andrew Crites (W)	Andrew P Rivinus (W)
122	0	0	5	1	1	0	0	0	21	0	0
124	0	0	6	0	0	1	0	0	39	3	1
125	0	0	1	0	0	0	0	0	15	0	0
127	0	0	0	0	0	0	0	0	0	0	0
330	0	0	0	0	0	0	0	0	2	0	0
331	1	0	6	0	0	0	0	0	5	0	0
332	0	1	0	0	0	0	0	0	0	0	0
333	3	0	4	0	0	0	2	1	9	0	0
510	0	0	0	0	0	0	0	0	0	0	0
511	0	0	0	0	0	0	0	0	4	0	0
516	0	0	0	0	0	0	0	0	0	0	0
518	0	0	0	0	0	0	0	0	0	0	0
<b>Totals</b>	<b>4</b>	<b>1</b>	<b>22</b>	<b>1</b>	<b>1</b>	<b>1</b>	<b>2</b>	<b>1</b>	<b>95</b>	<b>3</b>	<b>1</b>

Canvass Results Report

Run Time 2:42 PM  
Run Date 06/03/2021

Clackamas County

May 18, 2021 Special District Election



5/18/2021

Page 234

BY:

*Sherry Hill*

CERTIFIED COPY OF THE ORIGINAL  
SHERRY HILL, COUNTY CLERK

Official Results

Registered Voters  
85275 of 305158 = 27.94%

Precincts Reporting  
117 of 117 = 100.00%

Andrew Woolsey (W)	Andy Coleman (W)	Andy Hamstreet (W)	Andy Kahut (W)	Ann McKinney (W)	Annette Vaughan (W)	Aram Shebanian (W)	Art Hall (W)	Ashley Morris (W)	Austin Sumpter (W)	Barrack Obama (W)	Barr Johnson (W)	Barry Egan (W)
0	0	0	0	0	0	0	1	0	0	0	1	0
2	0	1	1	0	0	3	0	0	0	0	0	0
0	0	0	0	0	0	0	0	0	0	0	0	0
0	0	0	0	0	0	0	0	0	0	0	0	0
0	1	0	0	0	0	0	0	0	0	1	0	0
0	0	0	0	0	1	1	0	0	0	0	0	0
0	0	0	0	0	0	0	0	0	0	0	0	0
0	0	0	0	0	0	0	0	1	0	0	0	1
0	0	0	0	0	0	0	0	0	0	0	0	0
0	0	0	0	1	0	0	0	0	1	0	0	0
0	0	0	0	0	0	0	0	0	0	0	0	0
0	0	0	0	0	0	0	0	0	0	0	0	0
2	1	1	1	1	1	4	1	1	1	1	1	1







Canvass Results Report

Run Time 2:42 PM  
Run Date 06/03/2021

Clackamas County



May 18, 2021 Special District Election

5/18/2021

Page 236

BY:

*Sherry Hall*

CERTIFIED COPY OF THE ORIGINAL  
SHERRY HALL, COUNTY CLERK

Official Results

Registered Voters  
85275 of 305158 = 27.94%

Precincts Reporting  
117 of 117 = 100.00%

Bret Block (W)	Brian Hodson (W)	Brian Imdieke (W)	Bruce Linsdsey (W)	Bruce Parker (W)	Bruce Virell (W)	Bryan Dintamin (W)	Bunter (W)	Caleb Snodgrass (W)	Cara Hawkins (W)	Cheryl Simmons (W)	Chris Bangs (W)	Chris Banks (W)
0	4	0	0	1	1	0	0	0	3	0	0	0
1	0	1	1	1	0	0	0	4	1	0	0	0
0	4	0	0	0	0	0	0	0	0	0	0	0
0	0	0	0	0	0	0	0	0	0	0	0	0
0	0	0	0	0	0	0	0	0	0	1	0	0
0	0	0	0	0	0	1	0	0	0	0	0	0
0	0	0	0	2	0	0	0	0	0	0	1	1
0	0	0	0	0	0	0	0	0	0	0	0	0
0	0	0	0	1	0	0	1	0	0	0	0	0
0	0	0	0	0	0	0	0	0	0	0	0	0
0	0	0	0	0	0	0	0	0	0	0	0	0
1	8	1	1	5	1	1	1	4	4	1	1	1

Canvass Results Report

Run Time 2:42 PM  
Run Date 06/03/2021

Clackamas County



May 18, 2021 Special District Election

5/18/2021

Page 237

BY: *Sherry Hill*

CERTIFIED COPY OF THE ORIGINAL  
SHERRY HILL, COUNTY CLERK

Official Results

Registered Voters  
85275 of 305158 = 27.94%

Precincts Reporting  
117 of 117 = 100.00%

Cindy Kenagy (W)	Cody Mace (W)	Corey Crum (W)	Craig Ingalls (W)	Cynthia Aermi (W)	Dale Borgaes (W)	Dan Bla... (W)	Dan Blair (W)	Dan Drazan (W)	Dan Ewert (W)	Dana Tyler (W)	Daniel Gerritsen (W)	Daniel Pavlichko (W)
0	0	0	1	0	0	0	0	0	0	0	0	0
1	0	2	0	0	1	1	1	0	0	0	0	0
0	1	0	0	0	0	0	0	0	1	0	0	0
0	0	0	0	0	0	0	0	0	0	0	0	0
0	0	0	0	0	0	0	0	0	0	0	0	0
0	0	0	0	1	0	0	0	0	0	0	0	0
0	0	0	0	0	0	0	0	2	0	1	0	1
0	0	0	0	0	0	0	0	0	0	0	0	0
0	0	0	0	0	0	0	0	0	0	0	2	0
0	0	0	0	0	0	0	0	0	0	0	0	0
0	0	0	0	0	0	0	0	0	0	0	0	0
1	1	2	1	1	1	1	1	2	1	1	2	1

Canvass Results Report

Run Time 2:42 PM  
Run Date 06/03/2021

Clackamas County



May 18, 2021 Special District Election

5/18/2021

Page 238

BY:

*Sherry Hall*

CERTIFIED COPY OF THE ORIGINAL  
SHERRY HALL, COUNTY CLERK

Official Results

Registered Voters  
85275 of 305158 = 27.94%

Precincts Reporting  
117 of 117 = 100.00%

Daren Monan (W)	Darvin Trammel (W)	David Biskar (W)	David Doble (W)	David Horrax (W)	David L Greeff (W)	David Peck (W)	David Purdey (W)	David Purdy (W)	David Trachsel (W)	Dawn J McNamera (W)	Deena Tyler (W)	Dennis Kauffman (W)
0	0	1	3	0	0	1	1	3	0	1	0	0
0	0	0	0	0	0	0	1	3	0	0	0	1
1	0	0	0	0	0	0	0	2	0	0	0	0
0	0	0	0	0	0	0	0	0	0	0	0	0
0	0	0	0	0	1	0	0	0	2	0	0	0
0	0	0	0	0	0	0	0	0	0	0	0	0
0	0	0	0	0	0	0	0	0	0	0	0	0
0	0	0	0	2	0	0	1	1	0	0	1	0
0	0	0	0	0	0	0	0	0	0	0	0	0
0	0	0	0	0	0	0	0	0	0	0	0	0
0	0	0	0	0	0	0	0	0	0	0	0	0
0	1	0	0	0	0	0	0	0	0	0	0	0
1	1	1	3	2	1	1	3	9	2	1	1	1

Canvass Results Report

Run Time 2:42 PM  
Run Date 06/03/2021

Clackamas County



May 18, 2021 Special District Election

5/18/2021

Page 239

BY:

*Sherry Hill*

CERTIFIED COPY OF THE ORIGINAL  
SHERRY HILL, COUNTY CLERK

Official Results

Registered Voters  
85275 of 305158 = 27.94%

Precincts Reporting  
117 of 117 = 100.00%

Dennis Kenagy (W)	Dennis Naumann (W)	Derek Willis (W)	Derrick Morgan (W)	Devin James (W)	Donald Froeber (W)	Donald Trump (W)	Donovan Yoder (W)	Doug Rykken (W)	Doug Sprague (W)	Dunder Mifflin (W)	Dustin Brown (W)	Ed Bassmaster (W)
0	0	0	1	0	1	1	2	1	0	0	2	1
0	0	0	0	1	1	0	0	0	1	1	0	0
0	0	1	0	0	0	0	0	0	0	0	1	0
0	0	0	0	0	0	0	0	0	0	0	0	0
0	0	0	0	0	0	0	0	0	0	0	0	0
0	0	0	0	0	0	1	0	0	0	0	0	0
0	1	0	0	0	0	0	0	0	0	0	0	0
1	0	0	0	0	0	0	0	0	0	0	0	0
0	0	0	0	0	0	0	0	0	0	0	0	0
0	0	0	0	0	0	0	0	0	0	0	0	0
0	0	0	0	0	0	0	0	0	0	0	0	0
0	0	0	0	0	0	0	0	0	0	0	0	0
1	1	1	1	1	2	2	2	1	1	3	1	

Canvass Results Report

Run Time 2:42 PM  
Run Date 06/03/2021

Clackamas County



May 18, 2021 Special District Election

5/18/2021

Page 240

BY:

*Sherry Hall*

CERTIFIED COPY OF THE ORIGINAL  
SHERRY HALL, COUNTY CLERK

Official Results

Registered Voters  
85275 of 305158 = 27.94%

Precincts Reporting  
117 of 117 = 100.00%

Edgar Mathews (W)	Ellis Meuser (W)	Elmer Fudd (W)	Eric Humphreys (W)	Eric Laitinen (W)	Eric Renner (W)	Erik Brawner (W)	Francisco Zamora-Flores (W)	Frank Cusforth (W)	Garrett Teague (W)	Gary Paddock (W)	Gary Townsend (W)	Gerry Nelson (W)
0	0	0	0	0	2	0	1	0	1	0	0	0
0	0	0	1	0	0	0	0	0	0	0	0	0
0	0	0	0	0	0	0	0	1	0	2	0	0
0	0	0	0	0	0	0	0	0	0	0	0	0
0	1	0	0	3	0	1	0	0	0	0	0	0
0	0	1	0	0	0	0	0	0	0	0	1	0
0	0	0	0	0	0	0	0	0	0	0	0	0
0	0	0	0	0	0	0	0	0	0	0	0	0
0	0	0	0	0	0	0	0	0	0	0	0	1
1	0	0	0	0	0	0	0	0	0	0	0	0
0	0	0	0	0	0	0	0	0	0	0	0	0
0	0	0	0	0	0	0	0	0	0	0	0	0
1	1	1	1	3	2	1	1	1	1	2	1	1

Canvass Results Report

Run Time 2:42 PM  
Run Date 06/03/2021

Clackamas County

May 18, 2021 Special District Election

5/18/2021

Page 241



BY: *Sherry Hall*

CERTIFIED COPY OF THE ORIGINAL  
SHERRY HALL, COUNTY CLERK

Official Results

Registered Voters  
85275 of 305158 = 27.94%

Precincts Reporting  
117 of 117 = 100.00%

Greg Perez (W)	Gretchen Jawerek (W)	Hallie Ruth Yoder (W)	Hank Jarboe (W)	Harry Connick Jr. (W)	Hulk Hogan (W)	Jack Starrett (W)	Jackson Starrett (W)	James Heckathorn (W)	Jared S Taylor (W)	Jarrod Kern (W)	Jason Padden (W)	Jason Sprague (W)
1	0	1	0	0	1	2	1	1	0	0	1	0
0	1	0	1	1	0	0	0	2	0	0	2	0
0	0	0	0	0	0	0	0	0	0	2	0	0
0	0	0	0	0	0	0	0	0	0	0	0	0
0	0	0	0	0	0	0	0	3	0	0	0	0
0	0	0	0	0	0	0	0	0	0	0	0	2
0	0	0	0	0	0	0	0	0	0	0	0	0
0	0	0	0	0	0	0	0	0	1	0	0	0
0	0	0	0	0	0	0	0	0	0	0	0	0
0	0	0	0	0	0	0	0	0	0	0	0	0
0	0	0	0	0	0	0	0	0	0	0	0	0
0	0	0	0	0	0	0	0	0	0	0	0	0
1	1	1	1	1	1	2	1	6	1	2	3	2



Canvass Results Report

Run Time 2:42 PM  
Run Date 06/03/2021

Clackamas County



May 18, 2021 Special District Election

5/18/2021

Page 242

BY:

*Sherry Hall*

CERTIFIED COPY OF THE ORIGINAL  
SHERRY HALL, COUNTY CLERK

Official Results

Registered Voters  
85275 of 305158 = 27.94%

Precincts Reporting  
117 of 117 = 100.00%

Jay Clark (W)	Jeff O'Neil (W)	Jeff Peters (W)	Jeff Snyder (W)	Jeremy Schumaker (W)	Jerry Herman (W)	Jess Doman (W)	Jill Burke (W)	Jim Bauld (W)	Jim Newby (W)	Jimmie Bauldree (W)	Joe Davies (W)	Joe Minson (W)
0	0	0	0	1	2	1	0	0	0	0	0	0
0	0	0	1	0	0	0	0	0	1	0	1	0
1	0	0	0	0	0	0	0	0	2	0	0	0
0	0	0	0	0	0	0	0	0	0	0	0	0
0	0	0	0	0	0	0	2	0	0	0	0	0
0	0	0	0	0	0	0	0	0	0	0	0	1
0	0	0	0	0	0	0	0	0	0	0	0	0
0	0	0	0	0	0	0	0	0	1	0	2	0
0	0	0	0	0	0	0	0	0	0	0	0	0
0	1	0	0	0	0	0	0	0	0	0	0	0
0	0	0	0	0	0	0	0	0	0	0	0	0
0	0	1	0	0	0	0	0	0	0	0	0	0
0	0	0	1	0	0	0	0	0	0	0	0	0
1	1	1	1	1	2	1	2	1	3	2	1	1



Canvass Results Report

Run Time 2:42 PM  
Run Date 06/03/2021

Clackamas County



May 18, 2021 Special District Election

5/18/2021

Page 243

BY:

*Sherry Hall*

CERTIFIED COPY OF THE ORIGINAL  
SHERRY HALL, COUNTY CLERK

Official Results

Registered Voters  
85275 of 305158 = 27.94%

Precincts Reporting  
117 of 117 = 100.00%

John Stroyer (W)	John Wayne (W)	Joshua Johnson (W)	Joshua Q Smith (W)	Josiah Rydmark (W)	Juan Miranda (W)	Julie Bello (W)	Julie Renner (W)	Kathryn Brawne (W)	Ken Daniel (W)	Kevin McElhinny (W)	Kevin Yeamans (W)	Kebyn Yeamans (W)
0	0	0	0	0	2	0	0	2	0	0	0	0
0	1	1	0	1	0	5	0	0	0	1	1	2
1	0	0	2	0	0	0	1	2	1	0	0	0
0	0	0	0	0	0	0	0	0	0	0	0	0
0	0	0	0	0	0	0	0	1	0	0	0	0
0	0	0	0	0	0	0	0	0	0	0	0	0
0	0	0	0	0	0	1	0	0	0	0	0	0
0	0	0	0	0	0	0	0	0	0	0	0	0
0	0	0	0	0	0	0	0	0	0	0	0	0
0	0	0	0	0	0	0	0	0	0	0	0	0
0	0	0	0	0	0	0	0	0	0	0	0	0
1	1	1	2	1	2	6	1	5	1	1	1	2

Canvass Results Report

Run Time 2:42 PM  
Run Date 06/03/2021

Clackamas County



May 18, 2021 Special District Election

5/18/2021

Page 244

BY: *Sherry Hall*

CERTIFIED COPY OF THE ORIGINAL  
SHERRY HALL, COUNTY CLERK

Official Results

Registered Voters  
85275 of 305158 = 27.94%

Precincts Reporting  
117 of 117 = 100.00%

Kim Arredondo (W)	Larry Boatright (W)	Larry Jackson (W)	Larry Stiff (W)	Larry Stoff (W)	Lassie (W)	Laura E Brown (W)	Laura Elizabeth Brown (W)	Laura Green (W)	Laura Knapp (W)	Leigh Gamman (W)	Leslie Knope (W)	Lisa Potter (W)
0	0	0	0	0	0	0	0	1	0	0	0	0
0	0	1	0	0	0	0	0	0	0	1	1	2
0	0	0	0	0	0	0	0	0	0	0	0	0
0	0	0	0	0	0	0	0	0	0	0	0	0
1	0	0	0	0	0	2	0	0	1	0	0	0
0	1	0	0	0	1	0	1	0	0	0	0	0
0	0	0	0	0	0	0	0	0	0	0	0	0
0	0	0	0	0	0	0	0	0	0	0	1	0
0	0	0	0	0	0	0	0	0	0	0	0	0
0	0	0	1	1	0	0	0	0	0	0	0	0
0	0	0	0	0	0	0	0	0	0	0	0	0
1	1	1	1	1	1	1	2	1	1	1	2	2



Canvass Results Report

Run Time 2:42 PM  
Run Date 06/03/2021

Clackamas County



May 18, 2021 Special District Election

5/18/2021

Page 246

BY: *Sherry Hall*

CERTIFIED COPY OF THE ORIGINAL  
SHERRY HALL, COUNTY CLERK

Official Results

Registered Voters  
85275 of 305158 = 27.94%

Precincts Reporting  
117 of 117 = 100.00%

Michael M Guess (W)	Michael O'Rear (W)	Mickey Mouse (W)	Mike Blair (W)	Mike Hoxx (W)	Mike Nestor (W)	Mike Patterson (W)	Mindi Adams (W)	Mitch Magenheimer (W)	Mr. Yogi Bear (W)	Mr. Slate (W)	Nancy Norberg (W)	Nathan Oakley (W)
0	0	0	0	0	0	0	0	0	0	0	0	0
2	2	1	1	0	2	2	1	0	1	0	0	0
0	0	0	0	0	0	0	0	0	0	0	0	1
0	0	0	0	0	0	0	0	0	0	0	0	0
0	0	0	0	0	0	3	0	2	0	0	0	0
0	0	0	0	1	0	0	0	0	0	0	0	0
0	0	0	0	0	0	0	0	0	0	0	0	0
0	0	0	0	0	0	0	0	0	0	1	1	0
0	0	0	0	0	0	0	0	0	0	0	0	0
0	0	0	0	0	0	0	0	0	0	0	0	0
0	0	0	0	0	0	0	0	0	0	0	0	0
0	0	0	0	0	0	0	0	0	0	0	0	0
2	2	1	1	1	2	5	1	2	1	1	1	1

Canvass Results Report

Run Time 2:42 PM  
Run Date 06/03/2021

Clackamas County



May 18, 2021 Special District Election

5/18/2021

Page 247

BY:

*Sherry Hill*

CERTIFIED COPY OF THE ORIGINAL  
SHERRY HALL, COUNTY CLERK

Official Results

Registered Voters  
85275 of 305158 = 27.94%

Precincts Reporting  
117 of 117 = 100.00%

Nathan Woosley (W)	Neal Thorn (W)	Nicholaus Wolchesky (W)	Nicole Exner (W)	Norm Rugroden (W)	Olga Jimenez (W)	Olga Jimenez (W)	Paul Johnson (W)	Paul Matlock (W)	Rafael Maymi (W)	Ralph Netter (W)	Randy Graham (W)	Richard R. Wright (W)
2	0	2	0	0	1	1	1	0	9	0	0	0
0	1	0	2	1	0	0	0	0	6	0	0	0
0	0	0	0	0	0	0	0	1	2	0	0	2
0	0	0	0	0	0	0	0	0	0	0	0	0
0	0	0	0	0	0	0	0	0	0	0	0	0
0	0	0	0	0	0	0	0	0	0	0	0	0
0	0	0	0	0	0	0	0	0	0	1	0	0
0	0	0	0	0	0	0	0	0	19	0	0	0
0	0	0	0	0	0	0	0	0	0	0	0	0
0	0	0	0	0	0	0	0	0	0	0	1	0
0	0	0	0	0	0	0	0	0	0	0	0	0
0	0	0	0	0	0	0	0	0	0	0	0	0
2	1	2	2	1	1	1	1	1	36	1	1	2

Canvass Results Report

Run Time 2:42 PM  
Run Date 06/03/2021

Clackamas County



May 18, 2021 Special District Election

5/18/2021

Page 248

BY:

*Sherry Hall*

CERTIFIED COPY OF THE ORIGINAL  
SHERRY HALL, COUNTY CLERK

Official Results

Registered Voters  
85275 of 305158 = 27.94%

Precincts Reporting  
117 of 117 = 100.00%

Robert Grady (W)	Robert Lane (W)	Robert Strand (W)	Robin Jennings (W)	Roger Busse (W)	Ron Swor (W)	Ronald Burch (W)	Rohan Gay (W)	Roxanne Gardner (W)	Roxanne Ross (W)	Rupp (W)	Ryan J. Schrader (W)	Ryan Loomis (W)
1	0	1	0	1	0	1	0	2	1	0	0	1
0	1	0	2	0	1	0	0	0	0	0	0	0
0	0	0	0	0	0	0	0	1	0	0	0	0
0	0	0	0	0	0	0	0	0	0	0	0	0
0	0	0	0	0	0	0	0	2	0	0	0	0
0	0	0	0	0	0	0	0	0	0	1	0	0
0	0	0	0	0	0	0	0	0	0	0	0	0
0	0	0	0	0	0	0	0	0	0	0	0	0
0	0	0	0	0	0	0	1	0	0	0	1	0
0	0	0	0	0	0	0	0	0	0	0	0	0
0	0	0	0	0	0	0	0	0	0	0	0	0
0	0	0	0	0	0	0	0	0	0	0	0	0
0	0	0	0	0	0	0	0	0	0	0	0	0
1	1	1	2	1	1	1	1	5	1	1	1	1



Canvass Results Report

Run Time 2:42 PM  
Run Date 06/03/2021

Clackamas County



May 18, 2021 Special District Election

5/18/2021

Page 249

BY:

*Sherry Hall*

CERTIFIED COPY OF THE ORIGINAL  
SHERRY HALL, COUNTY CLERK

Official Results

Registered Voters  
85275 of 305158 = 27.94%

Precincts Reporting  
117 of 117 = 100.00%

Ryan Oliver (W)	Ryan Ostitis (W)	Sara Minson (W)	Sarah Bulgor (W)	Sarah Burgon (W)	Scott Anderson (W)	Scott Archer (W)	Scott Gustafson (W)	Scott Sasse (W)	Scott Sassy (W)	Scott Taylor (W)	Shantel Harney (W)	Shantel Rapp Harm (W)
0	0	0	1	1	0	2	0	0	0	0	42	1
1	1	0	0	0	1	0	1	2	0	1	58	1
0	0	0	0	0	0	0	0	0	0	0	20	0
0	0	0	0	0	0	0	0	0	0	0	0	0
0	0	0	0	0	0	0	0	0	0	0	10	0
0	0	1	0	0	0	0	0	0	0	0	2	0
0	0	0	0	0	0	0	0	0	0	0	3	0
0	0	0	0	0	0	0	0	0	1	0	16	0
0	0	0	0	0	0	0	0	0	0	0	0	0
2	0	0	0	0	0	0	0	0	0	0	1	0
0	0	0	0	0	0	0	0	0	0	0	0	0
0	0	0	0	0	0	0	0	0	0	0	1	0
3	1	1	1	1	1	2	1	2	1	1	153	2



Canvass Results Report

Run Time 2:42 PM  
Run Date 06/03/2021

Clackamas County

May 18, 2021 Special District Election

5/18/2021

Page 250



BY:

*Sherry Hall*

CERTIFIED COPY OF THE ORIGINAL  
SHERRY HALL, COUNTY CLERK

Official Results

Registered Voters  
85275 of 305158 = 27.94%

Precincts Reporting  
117 of 117 = 100.00%

Shantel Rapp Harney (W)	Shantell Rappaport (W)	Shaun Clausen (W)	Shawn Clawson (W)	Shawn Dachtle (W)	Shelby Cox (W)	Shelly Cox (W)	Sherril Nestor (W)	Sherry Cox (W)	Snoop Dog (W)	Spencer Polack (W)	Stephen Berry (W)	Stephen Norberg (W)
2	1	1	1	0	8	1	0	1	0	0	4	0
2	0	0	0	0	12	1	1	0	1	0	0	0
4	0	0	0	0	6	0	0	0	0	0	0	0
0	0	0	0	0	0	0	0	0	0	0	0	0
2	0	0	0	0	1	0	0	0	0	0	0	0
1	0	0	0	0	1	0	0	0	0	0	0	0
0	0	0	0	0	0	0	0	0	0	0	0	0
0	0	0	0	0	4	0	0	0	0	2	0	1
0	0	0	0	0	0	0	0	0	0	0	0	0
0	0	0	0	1	1	0	0	0	0	0	0	0
0	0	0	0	0	0	0	0	0	0	0	0	0
0	0	0	0	0	0	0	0	0	0	0	0	0
11	1	1	1	1	33	2	1	1	1	2	4	1

Canvass Results Report

Run Time 2:42 PM

Run Date 06/03/2021

Clackamas County

May 18, 2021 Special District Election

5/18/2021

Page 251



BY: *Sherry Hill*

CERTIFIED COPY OF THE ORIGINAL  
SHERRY HALL, COUNTY CLERK

Official Results

Registered Voters  
85275 of 305158 = 27.94%

Precincts Reporting  
117 of 117 = 100.00%

Steve Morgan (W)	Steve Stillson (W)	Steve Uraus (W)	Steve Wilson (W)	Steve Young (W)	Steven D Bailey (W)	Steven M Roberts (W)	Steven Pugh (W)	Sue Kayser (W)	Susan CHake (W)	Tamara Carbaugh (W)	Ted Hunze (W)	Ted Kunze (W)
1	0	1	0	0	1	0	0	0	0	0	1	1
0	0	0	0	0	0	0	1	0	0	2	0	0
0	0	0	0	1	0	0	0	0	0	0	0	0
0	0	0	0	0	0	0	0	0	0	0	0	0
0	0	0	0	0	0	2	0	0	0	0	0	0
0	0	0	0	0	0	0	0	0	0	0	0	0
0	0	0	0	0	0	0	0	0	0	0	0	0
0	1	0	0	0	0	0	0	0	1	0	0	0
0	0	0	0	0	0	0	0	0	0	0	0	0
0	0	0	1	0	0	0	0	1	0	0	0	0
0	0	0	0	0	0	0	0	0	0	0	0	0
0	0	0	0	0	0	0	0	0	0	0	0	0
1	1	1	1	1	1	2	1	1	1	2	1	1

Canvass Results Report

Run Time 2:42 PM  
Run Date 06/03/2021

Clackamas County



May 18, 2021 Special District Election

5/18/2021

Page 252

BY: *Sherry Hill*

CERTIFIED COPY OF THE ORIGINAL  
SHERRY HILL, COUNTY CLERK

Official Results

Registered Voters  
85275 of 305158 = 27.94%

Precincts Reporting  
117 of 117 = 100.00%

Tig Bitties (W)	Todd Holder (W)	Todd M. Holder (W)	Todd Ricksger (W)	Tom Amacher (W)	Tom Burgess (W)	Tom Fabis (W)	Tom Jones (W)	Tom Scott (W)	Travis Colvin (W)	Travis Soles (W)	Tyler Nizer (W)	Vern Norquist (W)
0	0	0	0	0	1	0	0	1	0	1	0	0
1	2	1	0	0	0	0	0	2	0	0	2	0
0	0	0	0	0	0	0	0	0	0	0	0	0
0	0	0	0	0	0	0	0	0	0	0	0	0
0	0	0	1	0	1	1	0	0	0	0	0	0
0	0	0	0	0	0	0	0	0	4	0	0	0
0	0	0	0	0	0	0	0	0	0	0	0	0
0	0	0	0	0	0	0	0	0	0	0	0	1
0	0	0	0	0	0	0	0	0	0	0	0	0
0	0	0	0	0	0	0	0	0	0	0	0	0
0	0	0	0	0	0	0	0	0	0	0	0	1
1	2	1	1	1	1	1	1	3	4	1	2	2

Canvass Results Report

Run Time 2:42 PM  
Run Date 06/03/2021

Clackamas County



May 18, 2021 Special District Election

5/18/2021

Page 253

BY: *Sherry Hill*

CERTIFIED COPY OF THE ORIGINAL  
SHERRY HILL, COUNTY CLERK

Official Results

Registered Voters  
85275 of 305158 = 27.94%

Precincts Reporting  
117 of 117 = 100.00%

Veronica Kellogg (W)	Vickie Pounds (W)	Walter Trapp (W)	Wendy Watson (W)	William Horton (W)	William Ingels (W)	Write-in	Cast Votes	Undervotes	Overvotes	Vote by Mail Ballots Cast	Total Ballots Cast	Registered Voters	Turnout Percentage
0	0	0	0	0	0	0	189	1,874	0	2,063	2,063	6,788	30.39%
1	0	0	0	0	0	0	239	1,399	0	1,638	1,638	3,830	42.77%
0	0	0	1	0	0	0	83	471	0	554	554	1,545	35.86%
0	0	0	0	0	0	0	0	24	0	24	24	77	31.17%
0	0	0	0	1	0	0	51	825	0	876	876	2,600	33.69%
0	0	0	0	0	0	0	36	294	0	330	330	890	37.08%
0	0	0	0	0	0	0	8	176	0	184	184	610	30.16%
0	1	0	0	0	0	2	1	98	470	568	568	1,740	32.64%
0	0	0	0	0	0	0	0	3	0	3	3	33	9.09%
0	0	1	0	0	0	0	0	25	558	583	583	1,906	30.59%
0	0	0	0	0	0	0	0	2	85	87	87	350	24.86%
0	0	0	0	0	0	0	0	4	134	138	138	565	24.42%
1	1	1	1	1	1	2	2	735	6,313	7,048	7,048	20,934	33.67%

Canvass Results Report

Run Time 2:42 PM  
Run Date 06/03/2021

Clackamas County



May 18, 2021 Special District Election

5/18/2021

Page 254

BY:

*Sherry Hall*

**CERTIFIED COPY OF THE ORIGINAL  
SHERRY HALL, COUNTY CLERK**

Official Results

Registered Voters  
85275 of 305158 = 27.94%

Precincts Reporting  
117 of 117 = 100.00%

Canby Area Park & Recreation District, Director, Position 3 - Vote for One Unexpired Term No Candidate Filed


Precinct	Aaron Adame (W)	AdriAnne Carlson (W)	Alejandro Bello (W)	Alicia Meuser (W)	Alissa Nettef (W)	Allison James (W)	Alonzo Maroni (W)	Alonzo Maronilla (W)	Andrew Crites (W)	Andrew Exner (W)	Andrew Parker (W)
122	0	7	0	0	0	0	0	0	0	0	1
124	0	4	1	0	0	1	0	0	1	2	0
125	0	3	0	0	0	0	0	0	0	0	0
127	0	0	0	0	0	0	0	0	0	0	0
330	0	0	0	1	0	0	0	0	0	0	0
331	0	6	0	0	1	0	0	0	0	0	0
332	0	0	0	0	0	0	0	0	0	0	0
333	3	3	0	0	0	0	2	1	0	0	0
510	0	0	0	0	0	0	0	0	0	0	0
511	0	0	0	0	0	0	0	0	0	0	0
516	0	0	0	0	0	0	0	0	0	0	0
518	0	0	0	0	0	0	0	0	0	0	0
<b>Totals</b>	<b>3</b>	<b>23</b>	<b>1</b>	<b>1</b>	<b>1</b>	<b>1</b>	<b>2</b>	<b>1</b>	<b>1</b>	<b>2</b>	<b>1</b>

Canvass Results Report

Run Time 2:42 PM  
Run Date 06/03/2021

Clackamas County

May 18, 2021 Special District Election



5/18/2021

Page 255

BY: *Sherry Hall*

CERTIFIED COPY OF THE ORIGINAL  
SHERRY HALL, COUNTY CLERK

Official Results

Registered Voters  
85275 of 305158 = 27.94%

Precincts Reporting  
117 of 117 = 100.00%

Andrew Purlcer (W)	Angela (W)	Angela Spencer (W)	Anne Carlson (W)	Anne Roberts (W)	April Sumpster (W)	Aram Shabanan (W)	Art Walters (W)	Ashlee Perez Bryan (W)	Austin Peters (W)	Austin Robinett (W)	Barney Rubble (W)	Barry Johnson (W)
1	1	1	1	0	0	0	0	2	0	3	0	1
0	0	0	0	0	0	0	0	0	0	0	0	2
0	0	0	0	0	0	0	0	0	0	2	0	0
0	0	0	0	0	0	0	0	0	0	0	0	0
0	0	0	0	1	0	0	0	0	1	0	0	0
0	0	0	0	0	0	1	1	0	0	0	0	0
0	0	0	0	0	0	0	0	0	0	0	0	0
0	0	0	0	0	0	0	0	0	0	0	1	0
0	0	0	0	0	0	0	0	0	0	0	0	0
0	0	0	0	0	1	0	0	0	0	0	0	1
0	0	0	0	0	0	0	0	0	0	0	0	0
0	0	0	0	0	0	0	0	0	0	0	0	0
1	1	1	1	1	1	1	1	2	1	5	1	4









Canvass Results Report

Run Time 2:42 PM  
Run Date 06/03/2021

Clackamas County



May 18, 2021 Special District Election

5/18/2021

Page 258

BY:

*Sherry Hall*

CERTIFIED COPY OF THE ORIGINAL  
SHERRY HALL, COUNTY CLERK

Official Results

Registered Voters  
85275 of 305158 = 27.94%

Precincts Reporting  
117 of 117 = 100.00%

Craig Ingalls (W)	Cynthia Aerni (W)	Dale Borgaes (W)	Dan Ewert (W)	Dan McElhinny (W)	Daniel Gerritsen (W)	Darvin Trammel (W)	Dave Dewar (W)	Dave Gordon (W)	Dave Morgan (W)	David Biskar (W)	David Graham (W)	David L Greer (W)
1	0	0	0	0	0	0	0	1	2	0	0	0
0	0	1	0	1	0	0	1	0	0	1	0	0
0	0	0	1	0	0	0	0	0	0	0	0	0
0	0	0	0	0	0	0	0	0	0	0	0	0
0	0	0	0	0	0	0	0	0	0	0	0	1
0	0	0	0	0	0	0	0	0	0	0	0	0
0	1	0	0	0	0	0	0	0	0	0	0	0
0	0	0	0	0	0	0	0	0	0	0	1	0
0	0	0	0	0	0	0	0	0	0	0	0	0
0	0	0	0	0	0	2	0	0	0	0	0	0
0	0	0	0	0	0	0	0	0	0	0	0	0
0	0	0	0	0	0	0	1	0	0	0	0	0
1	1	1	1	1	2	1	1	1	2	1	1	1

Canvass Results Report

Run Time 2:42 PM  
Run Date 06/03/2021

Clackamas County



May 18, 2021 Special District Election

5/18/2021

Page 259

BY:

*Sherry Hill*

CERTIFIED COPY OF THE ORIGINAL  
SHERRY HALL, COUNTY CLERK

Official Results

Registered Voters  
85275 of 305158 = 27.94%

Precincts Reporting  
117 of 117 = 100.00%

Dawn Jemma (W)	Denise Joyce (W)	Dennis Naumann (W)	Derrick Morgan (W)	Dick Dowdy (W)	Don Morgan (W)	Donald Breese (W)	Donald Trump (W)	Doran Jensen (W)	Douglas M Johnson (W)	Dustin Brown (W)	Ed Bassmaster (W)	Edgar Mathews (W)
0	0	0	1	23	0	0	0	0	0	2	1	0
0	0	0	0	42	0	0	0	0	0	0	0	0
0	0	0	0	17	1	0	0	0	0	1	0	0
0	0	0	0	0	0	0	0	0	0	0	0	0
0	0	0	0	5	0	0	0	2	0	0	0	0
0	0	0	0	7	0	0	1	0	0	0	0	0
0	0	1	0	0	0	0	0	0	0	0	0	0
0	0	0	0	16	0	2	0	0	1	0	0	0
0	0	0	0	0	0	0	0	0	0	0	0	0
1	1	0	0	4	0	0	0	0	0	0	0	1
0	0	0	0	0	0	0	0	0	0	0	0	0
0	0	0	0	0	0	0	0	0	0	0	0	0
1	1	1	1	114	1	2	1	2	1	3	1	1



Canvass Results Report

Run Time 2:42 PM  
Run Date 06/03/2021

Clackamas County



May 18, 2021 Special District Election

5/18/2021

Page 261

BY: *Sherry Hill*

CERTIFIED COPY OF THE ORIGINAL  
SHERRY HALL, COUNTY CLERK

Official Results

Registered Voters  
85275 of 305158 = 27.94%

Precincts Reporting  
117 of 117 = 100.00%

Jake Amacher (W)	James Heckathorn (W)	Jan Johnson (W)	Jason Sprague (W)	Jay Clark (W)	Jean Steven (W)	Jean Stevens (W)	Jeff Scott (W)	Jerry Herman (W)	Jessica Wolchesky (W)	Jesus Christ (W)	Jim Newby (W)	Joe Minson (W)
1	0	0	0	0	0	0	0	0	2	2	0	0
0	0	1	0	0	0	0	1	0	0	1	1	0
0	0	0	0	0	1	0	0	0	0	0	2	0
0	0	0	0	0	0	0	0	0	0	0	0	0
0	3	0	0	0	0	0	0	0	0	0	0	0
0	0	0	1	0	0	0	0	0	0	0	0	2
0	0	0	0	0	0	0	0	0	0	0	0	0
0	0	0	0	0	0	1	1	0	0	0	0	0
0	0	0	0	0	0	0	0	0	0	0	0	0
0	0	0	0	0	0	0	0	0	0	0	0	0
0	0	0	0	0	0	0	0	0	0	0	0	0
0	0	0	0	0	0	0	0	0	0	0	0	0
1	3	1	1	1	1	1	1	2	2	1	3	2

Canvass Results Report

Run Time 2:42 PM  
Run Date 06/03/2021

Clackamas County



May 18, 2021 Special District Election

5/18/2021

Page 262

BY: *Sherry Hill*

CERTIFIED COPY OF THE ORIGINAL  
SHERRY HILL, COUNTY CLERK

Official Results

Registered Voters  
85275 of 305158 = 27.94%

Precincts Reporting  
117 of 117 = 100.00%

John Boyle (W)	Johnny Cash (W)	Joshua Q Smith (W)	Joshua Q. Smith (W)	Julie Bello (W)	Julie Renner (W)	Karen Rubio (W)	Kathryn Brawner (W)	Kaytee Horton (W)	Keith Galitz (W)	Kenneth Morris (W)	Kevyn Yeamans (W)	Kody Antisdal (W)
0	0	0	0	0	0	0	0	2	0	0	0	0
1	1	0	0	2	0	0	0	0	1	0	3	1
0	0	1	1	0	1	0	2	0	0	0	0	0
0	0	0	0	0	0	0	0	0	0	0	0	0
0	0	0	0	0	0	2	1	1	0	0	0	0
0	0	0	0	0	0	0	0	0	0	0	0	1
0	0	0	0	0	0	0	0	0	0	0	0	0
0	0	0	0	3	0	0	0	0	0	1	0	0
0	0	0	0	0	0	0	0	0	0	0	0	0
0	0	0	0	0	0	0	0	0	0	0	0	0
0	0	0	0	0	0	0	0	0	0	0	0	0
0	0	0	0	0	0	0	0	0	0	0	0	0
1	1	1	1	5	1	2	5	1	1	1	3	2








Canvass Results Report

Run Time 2:42 PM  
Run Date 06/03/2021

Clackamas County



May 18, 2021 Special District Election

5/18/2021

Page 264

BY:

*Sherry Hall*

CERTIFIED COPY OF THE ORIGINAL  
SHERRY HALL, COUNTY CLERK

Official Results

Registered Voters  
85275 of 305158 = 27.94%

Precincts Reporting  
117 of 117 = 100.00%

Mason Heylock (W)	Melody Thompson (W)	Michael O'Rear (W)	Mickey Mouse (W)	Mike Blair (W)	Mike Headlee (W)	Mike Jordan (W)	Mike Nestor (W)	Mike Zagya (W)	Mrs Biskar (W)	Nancy Crum (W)	Nate Woosley (W)	Nathan Templeman (W)
1	0	0	0	0	0	0	0	0	1	0	2	1
0	1	2	1	1	1	1	2	1	0	1	0	0
0	0	0	0	0	0	0	0	0	0	0	0	0
0	0	0	1	0	0	0	0	0	0	0	0	3
0	0	0	0	0	0	0	0	0	0	0	0	0
0	0	0	0	0	0	0	0	0	0	0	0	0
0	0	0	0	0	0	0	0	0	0	0	0	0
0	0	0	0	0	0	0	0	0	0	0	0	0
0	0	0	0	0	0	0	0	0	0	0	0	0
0	0	0	0	0	0	0	0	0	0	0	0	0
0	0	0	0	0	0	0	0	0	0	0	0	0
1	1	2	2	1	1	1	2	1	1	1	2	4

Canvass Results Report

Run Time 2:42 PM  
Run Date 06/03/2021

Clackamas County



May 18, 2021 Special District Election

5/18/2021

Page 265

BY:

*Sherry Hall*

CERTIFIED COPY OF THE ORIGINAL  
SHERRY HALL, COUNTY CLERK

Official Results

Registered Voters  
85275 of 305158 = 27.94%

Precincts Reporting  
117 of 117 = 100.00%

Olga Jemenes (W)	Pat Mundy (W)	Paul Belz-Templeman (W)	Paul Johnson (W)	Poony Toots (W)	Ralph Netter (W)	Rebekah Goodfellow (W)	Renee Belnap (W)	Richard Dowdy (W)	Richard R Wright (W)	Rick Beko (W)	Rin Tin Tin (W)	Robert Strand (W)
1	1	0	1	0	0	0	0	0	0	0	0	1
0	0	1	0	1	0	0	0	0	0	0	0	0
0	0	0	0	0	0	0	0	0	2	1	0	0
0	0	0	0	0	0	0	0	0	0	0	0	0
0	0	0	0	0	0	0	1	0	0	0	0	0
0	0	0	0	0	0	0	0	0	0	0	1	0
0	0	0	0	0	1	0	0	0	0	0	0	0
0	0	0	0	0	0	0	0	0	1	0	0	0
0	0	0	0	0	0	0	0	0	0	0	0	0
0	0	0	0	0	0	0	0	0	0	0	0	0
0	0	0	0	0	0	0	3	0	0	0	0	0
0	0	0	0	0	0	0	0	0	0	0	0	0
0	0	0	0	0	0	0	0	0	0	0	0	0
1	1	1	1	1	1	3	1	1	2	1	1	1

Canvass Results Report

Run Time 2:42 PM  
Run Date 06/03/2021

Clackamas County



May 18, 2021 Special District Election

5/18/2021

Page 266

BY: *Sherry Hall*  
SHERRY HALL, COUNTY CLERK

Official Results

Registered Voters  
85275 of 305158 = 27.94%

Precincts Reporting  
117 of 117 = 100.00%

Roger L. Kachelmeyer (W)	Ron Palma (W)	Ron Swanson (W)	Ronald Belnap (W)	Ronald Burch (W)	Ryan Loomis (W)	Ryan Oliver (W)	Sara Hepler (W)	Sara Magenheimer (W)	Scott Sasse (W)	Shantel Harney (W)	Shaun McKinney (W)	Shelby Cox (W)	
0	0	0	0	0	1	1	1	1	2	2	5	0	6
0	0	1	0	0	0	0	0	0	0	0	1	0	8
0	0	0	0	0	0	0	0	0	0	1	0	0	4
0	0	0	0	0	0	0	0	0	0	0	0	0	0
0	0	0	1	0	0	0	0	0	0	0	0	0	0
0	0	0	0	0	0	0	0	0	0	0	0	1	1
0	0	0	0	0	0	0	0	0	0	0	1	0	0
1	1	0	0	0	0	0	0	0	0	0	0	0	2
0	0	0	0	0	0	0	0	0	0	0	0	0	0
0	0	0	0	0	0	0	0	0	0	0	0	0	1
0	0	0	0	0	0	0	0	0	0	0	0	0	0
0	0	0	0	0	0	0	0	0	0	0	0	0	0
1	1	1	1	1	1	1	1	1	2	3	7	1	22

Canvass Results Report

Run Time 2:42 PM  
Run Date 06/03/2021

Clackamas County

May 18, 2021 Special District Election



5/18/2021

Page 267

BY:

*Sherry Hall*

CERTIFIED COPY OF THE ORIGINAL  
SHERRY HALL, COUNTY CLERK

Official Results

Registered Voters  
85275 of 305158 = 27.94%

Precincts Reporting  
117 of 117 = 100.00%

Shelly Cox (W)	Sherri Nestor (W)	Sherry Cox (W)	Spencer Goodfellow (W)	Spencer Polack (W)	Stephanie Anderson (W)	Stephen Berry (W)	Stephen Norberg (W)	Steve Fegler (W)	Steve Young (W)	Steven Crowder (W)	Steven Gustafson (W)	Suzy Gustafson (W)
1	0	1	0	0	0	2	0	0	0	0	0	0
1	1	0	0	0	1	0	0	1	0	1	1	1
1	0	0	0	0	0	0	0	0	1	0	0	0
0	0	0	0	0	0	0	0	0	0	0	0	0
0	0	0	0	0	0	0	0	0	0	0	0	0
0	0	0	0	0	0	0	0	0	0	0	0	0
0	0	0	0	0	2	0	2	0	0	0	0	0
0	0	0	0	0	0	0	0	0	0	0	0	0
0	0	0	1	0	0	0	0	0	0	0	0	0
0	0	0	0	0	0	0	0	0	0	0	0	0
0	0	0	0	0	0	0	0	0	0	0	0	0
3	1	1	1	2	1	2	2	1	1	1	1	1

Canvass Results Report

Run Time 2:42 PM  
Run Date 06/03/2021

Clackamas County

May 18, 2021 Special District Election



5/18/2021

Page 268

BY:

*Sherry Hall*

CERTIFIED COPY OF THE ORIGINAL  
SHERRY HALL, COUNTY CLERK

Official Results

Registered Voters  
85275 of 305158 = 27.94%

Precincts Reporting  
117 of 117 = 100.00%

Sylvia Monterucco (W)	Tamara J. Carbaugh (W)	Ted Hunze (W)	Ted Kunze (W)	Tim Austin (W)	Todd Holder (W)	Todd M. Holder (W)	Tom Mitchell (W)	Tom Scott (W)	Travis Colvin (W)	Troy Soles (W)	Tyler Nizer (W)	Vern Norquist (W)
0	0	1	0	0	0	0	0	0	0	2	0	0
0	1	0	0	0	0	2	1	0	0	0	4	0
0	0	0	0	0	0	0	0	2	0	0	0	1
0	0	0	0	0	0	0	0	0	0	0	0	0
0	0	0	0	1	0	0	0	0	0	0	0	0
0	0	0	0	0	0	0	0	0	4	0	0	0
0	0	0	0	0	0	0	0	0	0	0	0	0
2	0	0	0	0	0	0	0	0	0	0	0	0
0	0	0	0	0	0	0	0	0	0	0	0	0
0	0	0	0	0	0	0	0	0	1	0	0	0
0	0	0	0	0	0	0	0	0	0	0	0	0
0	0	0	0	0	0	0	0	0	0	0	0	1
2	1	1	1	1	2	1	2	1	4	2	4	2



Canvass Results Report

Run Time 2:42 PM  
Run Date 06/03/2021

Clackamas County



May 18, 2021 Special District Election

5/18/2021

Page 269

BY:

*Sherry Hall*

CERTIFIED COPY OF THE ORIGINAL  
SHERRY HALL, COUNTY CLERK

Official Results

Registered Voters  
85275 of 305158 = 27.94%

Precincts Reporting  
117 of 117 = 100.00%

Walter Trapp (W)	Warren Hohnstein (W)	William Ingels (W)	William Smith (W)	Write-in	Zac Woodruff (W)	Zachary Uraus (W)	Cast Votes	Undervotes	Overvotes	Vote by Mail Ballots Cast	Total Ballots Cast	Registered Voters	Turnout Percentage
0	1	0	0	0	1	1	113	1,950	0	2,063	2,063	6,788	30.39%
0	0	0	1	1	0	0	137	1,501	0	1,638	1,638	3,830	42.77%
0	0	0	0	0	0	0	51	503	0	554	554	1,545	35.86%
0	0	0	0	0	0	0	0	24	0	24	24	77	31.17%
0	0	0	0	0	0	0	29	847	0	876	876	2,600	33.69%
0	0	0	0	0	0	0	29	301	0	330	330	890	37.08%
0	0	0	0	0	0	0	5	179	0	184	184	610	30.16%
0	0	2	0	1	0	0	60	508	0	568	568	1,740	32.64%
0	0	0	0	0	0	0	0	3	0	3	3	33	9.09%
1	0	0	0	0	0	0	21	562	0	583	583	1,906	30.59%
0	0	0	0	0	0	0	0	87	0	87	87	350	24.86%
0	0	0	0	0	0	0	2	136	0	138	138	565	24.42%
1	1	2	1	2	1	1	447	6,601	0	7,048	7,048	20,934	33.67%





Canvass Results Report

Run Time 2:42 PM  
Run Date 06/03/2021

Clackamas County



May 18, 2021 Special District Election

5/18/2021

Page 271

BY: *Sherry Hall*

CERTIFIED COPY OF THE ORIGINAL  
SHERRY HALL, COUNTY CLERK

Official Results

Registered Voters  
85275 of 305158 = 27.94%

Precincts Reporting  
117 of 117 = 100.00%

Annette Uraus (W)	Aram Shabanian (W)	Art Marine (W)	Barry Johnson (W)	Becky Zumwalt (W)	Ben Bolen (W)	Benjamin Johnson (W)	Bill Nye (W)	Blake Netter (W)	Bobby Belt (W)	Brandon Morris (W)	Brandon Reed (W)	Brandon Suydam (W)
1	0	1	1	1	0	1	0	1	0	4	1	1
0	0	0	0	0	0	0	1	0	1	0	0	0
0	0	0	1	0	0	0	0	0	0	0	0	0
0	0	0	0	0	0	0	0	0	0	0	0	0
0	0	0	0	0	1	0	0	0	0	0	0	0
0	1	0	0	0	0	0	0	0	0	0	0	0
0	0	0	0	0	0	0	0	0	0	0	0	0
0	0	0	0	0	0	0	0	0	0	0	0	0
0	0	0	0	0	0	0	0	0	0	0	0	0
0	0	0	0	0	0	0	0	0	0	0	0	0
0	0	0	0	0	0	0	0	0	0	0	0	0
0	0	0	0	0	0	0	0	0	0	0	0	0
1	1	1	2	1	1	1	1	1	1	4	1	1

Canvass Results Report

Run Time 2:42 PM  
Run Date 06/03/2021

Clackamas County



May 18, 2021 Special District Election

5/18/2021

Page 272

BY: *Sherry Hall*

CERTIFIED COPY OF THE ORIGINAL  
SHERRY HALL, COUNTY CLERK

Official Results

Registered Voters  
85275 of 305158 = 27.94%

Precincts Reporting  
117 of 117 = 100.00%

Brandon Syndar (W)	Bret Block (W)	Brian Hodson (W)	Bruce Parker (W)	Bruce Virell (W)	Bryan (W)	Bunter (W)	Caleb Snodgrass (W)	Cameron Jones (W)	Cara Hawkins (W)	Carolyn Parks (W)	Chantel Harney (W)	Chris Bangs (W)
1	0	1	13	1	0	0	0	1	2	0	0	0
0	1	0	14	0	0	0	4	0	0	1	1	0
0	0	1	8	0	0	0	0	0	0	0	0	0
0	0	0	0	0	0	0	0	0	0	0	0	0
0	0	0	5	0	0	0	0	0	0	0	0	0
0	0	0	0	0	0	0	0	0	0	0	0	0
0	0	0	0	0	1	0	0	0	0	0	0	0
0	0	0	24	0	0	0	0	0	0	0	0	1
0	0	0	0	0	0	0	0	0	0	0	0	0
0	0	0	0	0	0	1	0	0	0	0	0	0
0	0	0	0	0	0	0	0	0	0	0	0	0
0	0	0	0	0	0	0	0	0	0	0	0	0
1	1	2	64	1	1	1	4	1	2	1	1	1

Canvass Results Report

Run Time 2:42 PM  
Run Date 06/03/2021

Clackamas County



May 18, 2021 Special District Election

5/18/2021

Page 273

BY:

*Sherry Hill*

CERTIFIED COPY OF THE ORIGINAL  
SHERRY HILL, COUNTY CLERK

Official Results

Registered Voters  
85275 of 305158 = 27.94%

Precincts Reporting  
117 of 117 = 100.00%

Chris Banks (W)	Chris Evans (W)	Christina Ash (W)	Christopher Redelfs (W)	Clee Lloyd (W)	Craig Ingalls (W)	Cynthia Aerni (W)	Dale Borgaes (W)	Dan Ewert (W)	Daniel Gerritsen (W)	Darvin Trammel (W)	Dave Howard (W)	Dave Starkey (W)
0	0	0	0	0	1	0	0	0	0	0	0	1
0	1	1	0	0	0	0	1	0	0	0	0	0
0	0	0	0	0	0	0	0	1	0	0	0	0
0	0	0	0	0	0	0	0	0	0	0	0	0
0	0	0	1	0	0	0	0	0	0	0	0	0
0	0	0	0	0	0	0	0	0	0	0	1	0
0	0	0	0	0	0	1	0	0	0	0	0	0
1	0	0	0	1	0	0	0	0	0	0	0	0
0	0	0	0	0	0	0	0	0	0	0	0	0
0	0	0	0	0	0	0	0	0	0	2	0	0
0	0	0	0	0	0	0	0	0	0	0	0	0
0	0	0	0	0	0	0	0	0	0	0	1	0
1	1	1	1	1	1	1	1	1	2	1	1	1

Canvass Results Report

Run Time 2:42 PM  
Run Date 06/03/2021

Clackamas County

May 18, 2021 Special District Election



5/18/2021

Page 274

BY:

*Sherry Hall*

CERTIFIED COPY OF THE ORIGINAL  
SHERRY HALL, COUNTY CLERK

Official Results

Registered Voters  
85275 of 305158 = 27.94%


Precincts Reporting  
117 of 117 = 100.00%

David Biskar (W)	David Dewar (W)	David L. Greer (W)	David L. Hake (W)	David Purdy (W)	Dennis Kenagy (W)	Dennis Naumann (W)	Derrick Morgan (W)	Don Morgan (W)	Donald Trump (W)	Doug Sprague (W)	Dustin Brown (W)	Dustin Peregrin (W)
0	0	0	0	0	0	0	1	0	0	0	1	2
0	1	0	0	0	1	1	0	0	0	2	0	0
0	0	0	0	0	0	0	0	1	0	0	1	0
0	0	0	0	0	0	0	0	0	0	0	0	0
3	0	1	0	0	0	0	0	0	1	0	0	0
0	0	0	0	0	0	0	0	0	1	0	0	0
0	0	0	0	0	0	1	0	0	0	0	0	0
0	0	0	1	0	0	0	0	0	0	0	0	0
0	0	0	0	0	0	0	0	0	0	0	0	0
0	0	0	0	0	0	0	0	0	0	0	0	0
0	0	0	0	0	0	0	0	0	0	0	0	0
0	0	0	0	0	0	0	0	0	0	0	0	0
0	0	0	0	0	0	0	0	0	0	0	0	0
3	1	1	1	1	1	1	1	1	2	2	2	2

Canvass Results Report

Run Time 2:42 PM  
Run Date 06/03/2021

Clackamas County



May 18, 2021 Special District Election

5/18/2021

Page 275

BY:

*Sherry Hill*

CERTIFIED COPY OF THE ORIGINAL  
SHERRY HILL, COUNTY CLERK

Official Results

Registered Voters  
85275 of 305158 = 27.94%

Precincts Reporting  
117 of 117 = 100.00%

Ed Bassmaster (W)	Edgar Mathews (W)	Elizabeth Smith (W)	Emily Lane (W)	Eric Lailenen (W)	Eric Renner (W)	Erik Brawner (W)	Franklin Long (W)	Garrett Teague (W)	George Jetson (W)	Greg Sampson (W)	Gretchen Jawerek (W)	Haunt Rama (W)
1	0	1	0	1	1	0	0	0	0	0	0	0
0	0	0	1	0	0	0	0	1	0	0	1	0
0	0	0	0	0	0	0	0	0	0	0	0	0
0	0	0	0	0	0	1	0	0	0	0	0	0
0	0	0	0	0	0	0	0	0	0	0	0	0
0	0	0	0	0	0	0	2	0	1	1	0	1
0	0	0	0	0	0	0	0	0	0	0	0	0
0	1	0	0	0	0	0	0	0	0	0	0	0
0	0	0	0	0	0	0	0	0	0	0	0	0
0	0	0	0	0	0	0	0	0	0	0	0	0
1	1	1	1	1	1	1	2	1	1	1	1	1



Canvass Results Report

Run Time 2:42 PM  
Run Date 06/03/2021

Clackamas County



May 18, 2021 Special District Election

5/18/2021

Page 276

BY: *Sherry Hall*

CERTIFIED COPY OF THE ORIGINAL  
SHERRY HALL, COUNTY CLERK

Official Results

Registered Voters  
85275 of 305158 = 27.94%

Precincts Reporting  
117 of 117 = 100.00%

Heather Anderson (W)	Heather Woodruff (W)	Henry T Ran (W)	Holly Deardorff (W)	Honey da Clown (W)	Homie da Clown (W)	Hooch (W)	Hulk Hogan (W)	Jack Starrett (W)	James Heckathorn (W)	James Hieb (W)	Janice Wilson (W)	Jason Sprague (W)
1	1	0	0	0	0	0	1	2	0	0	0	0
0	0	0	0	1	1	0	0	0	0	1	0	0
0	0	0	0	0	0	0	0	0	0	0	0	0
0	0	0	0	0	0	0	0	0	0	0	0	0
0	0	0	0	0	0	0	0	0	3	0	0	0
0	0	0	1	0	0	1	0	0	0	0	0	1
0	0	0	0	0	0	0	0	0	0	0	0	0
0	0	0	0	0	0	0	0	0	0	0	0	0
0	0	1	0	0	0	0	0	0	0	0	1	0
0	0	0	0	0	0	0	0	0	0	0	0	0
0	0	0	0	0	0	0	0	0	0	0	0	0
1	1	1	1	1	1	1	1	2	3	1	1	1

Canvass Results Report

Run Time 2:42 PM  
Run Date 06/03/2021

Clackamas County



May 18, 2021 Special District Election

5/18/2021

Page 277

BY:

*Sherry Hill*

CERTIFIED COPY OF THE ORIGINAL  
SHERRY HALL, COUNTY CLERK

Official Results

Registered Voters  
85275 of 305158 = 27.94%

Precincts Reporting  
117 of 117 = 100.00%

Jay Clark (W)	Jerry Herman (W)	Jim Newby (W)	Joe Dula (W)	Joe Minson (W)	Joel Ferguson (W)	Joel Simon (W)	Josh Jacobson (W)	Josh Oakly (W)	Joshua L Williams (W)	Joshua Q Smith (W)	Joy E Smith (W)	Judy Nikolas (W)
0	2	0	0	0	1	0	0	0	0	0	0	2
0	0	1	0	0	0	0	0	0	1	0	0	0
1	0	2	0	0	0	0	0	0	0	2	0	0
0	0	0	0	0	0	0	0	0	0	0	0	0
0	0	0	0	0	1	0	0	0	0	0	1	0
0	0	0	0	0	0	0	0	0	0	0	0	0
0	0	0	1	0	0	2	0	1	0	0	0	0
0	0	0	0	0	0	0	0	0	0	0	0	0
0	0	0	0	0	0	0	1	0	0	0	0	0
0	0	0	0	0	0	0	0	0	0	0	0	0
0	0	0	0	0	0	0	0	0	0	0	0	0
1	2	3	1	1	1	2	1	1	1	2	1	2



Canvass Results Report

Run Time 2:42 PM  
Run Date 06/03/2021

Clackamas County



May 18, 2021 Special District Election

5/18/2021

Page 278

BY: *Sherry Hall*

CERTIFIED COPY OF THE ORIGINAL  
SHERRY HALL, COUNTY CLERK

Official Results

Registered Voters  
85275 of 305158 = 27.94%

Precincts Reporting  
117 of 117 = 100.00%

Julie Bello (W)	Julie Renner (W)	Julie Whitney (W)	Karrie Garrett (W)	Kate Minson (W)	Kathryn Brawner (W)	Katie Amacher (W)	Keith Stewart (W)	Ken Meuser (W)	Kevin Starrett (W)	Keyvyn Yeamans (W)	Kim mcolmon (W)	Kim Ostitis (W)
0	0	1	2	0	2	1	2	0	1	0	0	0
2	0	0	0	0	0	0	0	0	0	3	0	1
0	1	0	0	0	2	0	0	0	0	0	0	0
0	0	0	0	0	0	0	0	0	0	0	0	0
0	0	0	0	0	1	0	0	1	0	0	0	0
0	0	0	0	1	0	0	0	0	0	0	0	0
0	0	0	0	0	0	0	0	0	0	0	1	0
0	0	0	0	0	0	0	0	0	0	0	0	0
1	0	0	0	0	0	0	0	0	0	0	0	0
0	0	0	0	0	0	0	0	0	0	0	0	0
0	0	0	0	0	0	0	0	0	0	0	0	0
0	0	0	0	0	0	0	0	0	0	0	0	0
0	0	0	0	0	0	0	0	0	0	0	0	0
3	1	1	2	1	5	1	2	1	1	3	1	1



Canvass Results Report

Run Time 2:42 PM  
Run Date 06/03/2021

Clackamas County



May 18, 2021 Special District Election

5/18/2021

Page 280

BY: *Sherry Hall*

CERTIFIED COPY OF THE ORIGINAL  
SHERRY HALL, COUNTY CLERK

Official Results

Registered Voters  
85275 of 305158 = 27.94%

Precincts Reporting  
117 of 117 = 100.00%

Mike Blair (W)	Mike Nestor (W)	Mike Stewart (W)	Mike Zagyra (W)	Mike Zagyra (W)	Misty Slagle (W)	Nancy Sebastain (W)	Nathaniel Woosley (W)	Neal Thorn (W)	Neil Lelard (W)	Nick Kennelly (W)	Noel Hygelund (W)	Paul Johnson (W)
0	0	0	0	1	0	2	2	0	0	0	0	1
1	2	0	0	0	0	0	0	1	0	0	0	0
0	0	0	0	0	0	0	0	0	0	2	0	0
0	0	0	0	0	0	0	0	0	0	0	0	0
0	0	0	0	0	0	0	0	0	0	0	0	0
0	0	0	0	0	0	0	0	0	0	0	0	0
0	0	2	0	0	0	0	0	0	1	0	0	0
0	0	0	0	0	0	0	0	0	0	0	0	0
0	0	0	0	0	1	0	0	0	0	0	0	0
0	0	0	0	0	0	0	0	0	0	0	0	0
0	0	0	0	0	0	0	0	0	0	0	0	0
1	2	2	1	1	1	2	2	1	1	2	1	2

Canvass Results Report

Run Time 2:42 PM  
Run Date 06/03/2021

Clackamas County

May 18, 2021 Special District Election

5/18/2021

Page 281



BY: *Sherry Hall*

CERTIFIED COPY OF THE ORIGINAL  
SHERRY HALL, COUNTY CLERK

Official Results

Registered Voters  
85275 of 305158 = 27.94%

Precincts Reporting  
117 of 117 = 100.00%

Penny Harrington (W)	Peter Sherman (W)	Rachel Peters (W)	Ralph Netter (W)	Rebekah Goodfellow (W)	Richard Dowdy (W)	Richard R. Wright (W)	Robert Breihof III (W)	Robert Strand (W)	Robert Tice (W)	Robin McAlpin (W)	Rodger Busse (W)	Ron Palma (W)
1	0	0	0	0	0	0	2	1	2	1	0	0
0	0	0	0	0	0	0	0	0	0	0	1	0
0	1	0	0	0	0	2	0	0	0	0	0	0
0	0	0	0	0	0	0	0	0	0	0	0	0
0	0	1	0	0	0	0	0	0	0	0	0	0
0	0	0	0	0	0	0	0	0	0	0	0	0
0	0	0	1	0	0	0	0	0	0	0	0	0
0	0	0	0	0	0	1	0	0	0	0	0	1
0	0	0	0	0	0	0	0	0	0	0	0	0
0	0	0	0	0	1	2	0	0	0	0	0	0
0	0	0	0	0	0	0	0	0	0	0	0	0
0	0	0	0	0	0	0	0	0	0	0	0	0
1	1	1	1	1	3	2	2	1	2	1	1	1

Canvass Results Report

Run Time 2:42 PM

Run Date 06/03/2021

Clackamas County



May 18, 2021 Special District Election

5/18/2021

Page 282

BY: *Sherry Hall*

CERTIFIED COPY OF THE ORIGINAL  
SHERRY HALL, COUNTY CLERK

Official Results

Registered Voters  
85275 of 305158 = 27.94%

Precincts Reporting  
117 of 117 = 100.00%

Ronald Belnap (W)	Ronald Burch (W)	Ronan Bay (W)	Rue Mc Clanahan (W)	Ryan Loomis (W)	Ryan Nelson (W)	Ryan Oliver (W)	Sarah Lopez (W)	Schlong Johnson (W)	Scott Sasse (W)	Shantel Harney (W)	Sharon Schnerder (W)	Shawn Hensley (W)
0	1	0	0	1	24	0	0	0	1	6	0	1
0	0	0	1	0	39	0	0	1	0	3	0	0
0	0	0	0	0	19	0	0	0	0	0	0	0
0	0	0	0	0	0	0	0	0	0	0	0	0
1	0	0	0	0	3	2	0	0	0	0	0	0
0	0	0	0	0	7	0	1	0	0	0	0	0
0	0	0	0	0	0	0	0	0	0	1	0	0
0	0	0	0	0	15	0	0	0	0	0	0	0
0	0	0	0	0	0	0	0	0	0	0	0	0
0	0	0	0	0	4	0	0	0	0	0	1	0
0	0	0	0	0	0	0	0	0	0	0	0	0
0	0	0	0	0	0	0	0	0	0	0	0	0
1	1	1	1	1	111	2	1	1	1	10	1	1



Canvass Results Report

Run Time 2:42 PM  
Run Date 06/03/2021

Clackamas County



May 18, 2021 Special District Election

5/18/2021

Page 283

BY: *Sherry Hall*  
**CERTIFIED COPY OF THE ORIGINAL  
 SHERRY HALL, COUNTY CLERK**

Official Results

Registered Voters  
85275 of 305158 = 27.94%

Precincts Reporting  
117 of 117 = 100.00%

Shawn Varwig (W)	Shelby Cox (W)	Shelly Cox (W)	Sherrri Nestor (W)	Sherry Cox (W)	Sherry Smith (W)	Spencer Goodfellow (W)	Spencer Polack (W)	Stephanie Smith (W)	Stephen Berry (W)	Steve Bennett (W)	Steve Van Metre (W)	Steve Young (W)
1	6	1	0	1	1	0	0	0	2	0	0	0
0	9	1	1	0	0	0	0	1	0	1	1	0
0	5	0	0	0	0	0	0	0	0	0	0	1
0	0	0	0	0	0	0	0	0	0	0	0	0
0	0	0	0	0	0	0	0	0	0	0	0	0
0	1	0	0	0	0	0	0	0	0	0	0	0
0	0	0	0	0	0	0	0	0	0	0	0	0
0	6	0	0	0	0	0	2	0	0	0	0	0
0	0	0	0	0	0	0	0	0	0	0	0	0
0	1	0	0	0	0	3	0	0	0	0	0	0
0	0	0	0	0	0	0	0	0	0	0	0	0
0	0	0	0	0	0	0	0	0	0	0	0	0
1	28	2	1	1	1	3	2	1	2	1	1	1

Canvass Results Report

Run Time 2:42 PM  
Run Date 06/03/2021

Clackamas County



May 18, 2021 Special District Election

5/18/2021

Page 284

BY: *Sherry Hall*

**CERTIFIED COPY OF THE ORIGINAL  
SHERRY HALL, COUNTY CLERK**

Official Results

Registered Voters  
85275 of 305158 = 27.94%

Precincts Reporting  
117 of 117 = 100.00%

Suzanne O'Malley (W)	Ted Hunze (W)	Ted Kunze (W)	Tim Austin (W)	Tim Gustafson (W)	Tim Matlock (W)	TJay Wirth (W)	Todd Holder (W)	Todd M. Holder (W)	Tom Haverford (W)	Tom Keenan (W)	Travis Colvin (W)	Trish Graham (W)
0	1	1	0	0	0	0	0	0	0	0	0	0
0	0	0	0	0	1	0	0	2	1	0	0	0
1	0	0	0	0	0	1	1	0	0	0	0	0
0	0	0	0	0	0	0	0	0	0	0	0	0
0	0	0	1	0	0	0	0	0	0	0	0	0
0	0	0	0	0	0	0	0	0	0	0	0	4
0	0	0	0	0	0	0	0	0	0	0	0	0
0	0	0	0	0	0	0	0	0	0	0	0	1
0	0	0	0	0	0	0	0	0	0	0	0	0
0	0	0	0	0	0	0	0	0	0	0	2	0
0	0	0	0	0	0	0	0	0	0	0	0	0
0	0	0	0	0	0	0	0	0	0	0	0	0
1	1	1	1	1	1	1	1	2	1	1	2	4



Canvass Results Report

Run Time 2:42 PM  
Run Date 06/03/2021

Clackamas County



May 18, 2021 Special District Election

5/18/2021

Page 285

BY:

*Sherry Hall*

CERTIFIED COPY OF THE ORIGINAL  
SHERRY HALL, COUNTY CLERK

Official Results

Registered Voters  
85275 of 305158 = 27.94%

Precincts Reporting  
117 of 117 = 100.00%

Trisstyn N Hayes (W)	Tyler Nizer (W)	Vern Norquist (W)	Walt Disney (W)	Wendy Doran (W)	William Anderson (W)	William Ingels (W)	William Langlois (W)	Write-in	Cast Votes	Undervotes	Overvotes	Vote by Mail Ballots Cast	Total Ballots Cast
0	0	0	0	0	0	0	0	0	132	1,931	0	2,063	2,063
0	3	0	1	2	1	0	1	1	138	1,500	0	1,638	1,638
0	0	0	0	0	0	0	0	0	59	495	0	554	554
0	0	0	0	0	0	0	0	0	0	24	0	24	24
0	0	0	0	0	0	0	0	0	34	842	0	876	876
0	0	0	0	0	0	0	0	0	28	302	0	330	330
0	0	0	0	0	0	0	0	0	6	178	0	184	184
1	0	0	0	0	0	2	0	1	81	487	0	568	568
0	0	0	0	0	0	0	0	0	0	3	0	3	3
0	0	0	0	0	0	0	0	0	23	560	0	583	583
0	0	0	0	0	0	0	0	0	0	87	0	87	87
0	0	1	0	0	0	0	0	0	2	136	0	138	138
1	3	1	1	2	1	2	1	2	503	6,545	0	7,048	7,048

**Canvass Results Report**

Run Time 2:42 PM

Run Date 06/03/2021

**Clackamas County**

May 18, 2021 Special District Election

5/18/2021

Page 286

**Official Results**

Registered Voters  
85275 of 305158 = 27.94%

Precincts Reporting  
117 of 117 = 100.00%

Registered Voters	Turnout Percentage
6,788	30.39%
3,830	42.77%
1,545	35.86%
77	31.17%
2,600	33.69%
890	37.08%
610	30.16%
1,740	32.64%
33	9.09%
1,906	30.59%
350	24.86%
565	24.42%
<b>20,934</b>	<b>33.67%</b>

**CERTIFIED COPY OF THE ORIGINAL**  
**SHERRY HALL, COUNTY CLERK**

BY: *Sherry Hall*



Canvass Results Report

Clackamas County

Official Results

Registered Voters  
85275 of 305158 = 27.94%

May 18, 2021 Special District Election

Precincts Reporting  
117 of 117 = 100.00%

Run Time 2:42 PM

5/18/2021

Run Date 06/03/2021

Page 287

Canby Area Park & Recreation District, Director, Position 5 - Vote for One

Precinct	Don Morgan	Write-in	Cast Votes	Undervotes	Overvotes	Vote by Mail Ballots Cast	Total Ballots Cast	Registered Voters	Turnout Percentage
122	1,075	17	1,092	971	0	2,063	2,063	6,788	30.39%
124	794	17	811	827	0	1,638	1,638	3,830	42.77%
125	268	6	274	280	0	554	554	1,545	35.86%
127	14	0	14	10	0	24	24	77	31.17%
330	350	6	356	520	0	876	876	2,600	33.69%
331	140	3	143	187	0	330	330	890	37.08%
332	48	1	49	135	0	184	184	610	30.16%
333	264	7	271	297	0	568	568	1,740	32.64%
510	2	0	2	1	0	3	3	33	9.09%
511	225	0	225	358	0	583	583	1,906	30.59%
516	25	0	25	62	0	87	87	350	24.86%
518	61	1	62	76	0	138	138	565	24.42%
<b>Totals</b>	<b>3,266</b>	<b>58</b>	<b>3,324</b>	<b>3,724</b>	<b>0</b>	<b>7,048</b>	<b>7,048</b>	<b>20,934</b>	<b>33.67%</b>

BY: 

**CERTIFIED COPY OF THE ORIGINAL  
SHERRY HALL, COUNTY CLERK**



**Canvass Results Report**

Run Time 2:42 PM  
Run Date 06/03/2021

**Clackamas County**

May 18, 2021 Special District Election

5/18/2021

Page 288

**Official Results**

Registered Voters  
85275 of 305158 = 27.94%

Precincts Reporting  
117 of 117 = 100.00%

**Molalla Aquatic District, Directors - Vote for Three**

Precinct	Paula Beck	Alex Reuton (W)	Alice Cooper (W)	Alina D Gaytan (W)	Alina D. Gaytan (W)	Alina Gayton (W)	Alissia Agte (W)	Amy Grace (W)	Amy McNeil (W)	Ardeth Woods (W)	Barak Hussein Obama (W)
111	679	0	0	0	0	0	0	1	1	2	0
330	69	0	0	0	0	0	0	0	0	0	0
350	107	3	0	0	0	0	0	0	0	0	0
351	257	0	0	0	0	0	2	0	0	0	1
352	219	0	0	0	0	0	0	0	1	0	0
511	109	0	1	0	0	0	0	0	0	0	0
516	81	0	0	0	0	0	0	0	0	0	0
517	175	0	0	1	1	1	0	0	0	0	0
<b>Totals</b>	<b>1,696</b>	<b>3</b>	<b>1</b>	<b>1</b>	<b>1</b>	<b>1</b>	<b>2</b>	<b>1</b>	<b>2</b>	<b>2</b>	<b>1</b>

VERIFIED COPY OF THE ORIGINAL  
ERRY HALL, COUNTY CLERK

*Sherry Hall*



**Canvass Results Report**

**Clackamas County**

**Official Results**

Registered Voters  
85275 of 305158 = 27.94%

May 18, 2021 Special District Election

Precincts Reporting  
117 of 117 = 100.00%

Run Time 2:42 PM

5/18/2021

Run Date 06/03/2021

Page 289



Benjamin Malone (W)	Big Bird (W)	Bill (W)	Bill Corbin (W)	Bill Davey (W)	Bill Rivers (W)	Bill White (W)	Bin Laden (W)	Bonny Crawford (W)	Brian Lister (W)	Brianna Loughridge (W)	Byron Wakefield (W)	Calvin Nunn (W)
1	1	0	2	1	0	0	0	0	1	1	0	1
0	0	0	0	0	0	0	0	0	0	0	0	0
0	0	0	0	0	0	0	0	0	0	0	0	0
0	0	0	0	0	0	1	1	0	0	0	0	0
0	0	0	0	0	0	0	0	0	0	0	0	1
0	0	0	0	0	0	0	0	0	0	0	0	1
0	0	0	0	0	0	0	0	0	0	0	0	0
0	0	1	0	0	0	0	0	0	0	1	0	0
1	1	1	2	1	1	1	1	1	1	1	1	3

**CERTIFIED COPY OF THE ORIGINAL  
SHERRY HALL, COUNTY CLERK**

BY: Sherry Hall

Canvass Results Report

Clackamas County

Official Results

Registered Voters  
85275 of 305158 = 27.94%

May 18, 2021 Special District Election

Precincts Reporting  
117 of 117 = 100.00%

Run Time 2:42 PM

5/18/2021

Run Date 06/03/2021

Page 290



Candice Owens (W)	Charles Mc Dersel (W)	Charles W McDermed (W)	Chris Loughridge (W)	Christopher Graves (W)	Claire Ferlan (W)	Cannie Hovda (W)	Craig Loughridge (W)	Cyndey Bittner (W)	Daffy Duck (W)	Dan Agte (W)	Dan Jones (W)	Dave Prom (W)
0	0	0	0	0	0	8	1	0	0	0	0	0
0	0	0	0	0	0	0	0	0	0	0	0	0
0	1	1	0	0	0	3	0	0	0	0	1	0
0	0	0	0	0	0	8	0	0	1	0	1	0
0	0	0	0	0	0	5	0	0	0	0	0	1
0	0	0	0	0	0	0	0	0	0	0	0	0
0	0	0	0	1	0	0	0	0	0	0	0	0
2	0	0	1	0	0	0	0	2	0	1	0	0
2	1	1	1	1	1	24	1	2	1	1	1	1

CERTIFIED COPY OF THE ORIGINAL  
SHERRY HALL, COUNTY CLERK

BY: Sherry Hall



Canvass Results Report

Clackamas County

Official Results

Registered Voters  
85275 of 305158 = 27.94%

May 18, 2021 Special District Election


Precincts Reporting  
117 of 117 = 100.00%

Run Time 2:42 PM

5/18/2021

Run Date 06/03/2021

Page 291



David S. Benfield (W)

David Tate (W)

Debra Sullivan (W)

Dinah Roberts (W)

Dolores J Maynard (W)

Donald Trump (W)

Doris Lais (W)

Eileen Boss (W)

Eldah Gaytan (W)

Elijah F. Gaytan (W)

Emily Miller (W)

Esteban G Gaytan (W)

Frank Jones (W)

0	0	1	0	0	0	0	1	0	0	0	0	1	0	0
0	1	0	0	0	0	0	0	0	0	0	0	0	0	0
0	0	0	0	0	0	0	0	0	0	0	0	0	0	1
0	0	0	1	0	1	0	0	0	0	0	0	0	0	0
0	0	0	0	0	0	0	0	1	0	0	0	0	0	0
1	0	0	0	0	0	0	0	0	0	0	0	0	0	0
0	0	0	0	0	0	0	0	0	0	0	0	0	0	0
0	0	0	0	1	0	0	0	0	1	1	0	1	0	0
1	1	1	1	1	1	1	1	1	1	1	1	1	1	1

CERTIFIED COPY OF THE ORIGINAL  
SHERRY HALL, COUNTY CLERK

BY:

*Sherry Hall*



Canvass Results Report

Clackamas County

Official Results

Registered Voters  
85275 of 305158 = 27.94%

May 18, 2021 Special District Election


Precincts Reporting  
117 of 117 = 100.00%

Run Time 2:42 PM

5/18/2021

Run Date 06/03/2021

Page 292



Fred Truax (W)	Froi Otter (W)	George Abbott (W)	Gerrit Monroe (W)	Glen Beck (W)	Haley R. Fricke (W)	Hank Dawg (W)	Heather Wood (W)	Hendy Appleton (W)	Isaiah Gayton (W)	Isaiah L. Gaytan (W)	J David Collins (W)	Jack Jones (W)
0	0	0	0	0	0	0	0	1	2	0	0	0
0	0	0	0	0	0	0	0	0	0	0	0	0
0	0	0	1	0	0	0	0	0	0	0	0	1
0	1	0	0	0	0	0	0	0	0	0	0	0
0	0	0	0	0	0	0	0	0	0	0	0	0
0	0	0	0	0	0	0	0	0	0	0	0	0
0	0	1	0	0	0	1	0	0	0	0	0	0
1	0	0	0	1	0	0	1	0	0	1	1	0
1	1	1	1	1	1	1	1	1	2	1	1	1

CERTIFIED COPY OF THE ORIGINAL  
SHERRY HALL, COUNTY CLERK

BY: Sherry Hall

Canvass Results Report

Clackamas County

Official Results

Registered Voters  
85275 of 305158 = 27.94%

May 18, 2021 Special District Election


Precincts Reporting  
117 of 117 = 100.00%

Run Time 2:42 PM

5/18/2021

Run Date 06/03/2021

Page 293



James B Hird (W)	James Herbert (W)	James Hoelectt (W)	Jan Courtain (W)	Jane Marson (W)	Jane Reed (W)	Jay Brush (W)	Jeff Marson (W)	Jenna Hird (W)	Jennifer Satter (W)	Jerry Shirley (W)	Jessica Rydmark (W)	Jim Harbour (W)	
1	1	1	0	0	0	0	0	0	1	0	1	0	1
0	0	0	0	0	0	0	0	0	0	0	0	0	0
0	0	0	0	0	0	0	0	0	0	0	0	0	0
0	0	0	1	1	0	1	1	0	0	0	0	0	0
0	0	0	0	0	1	0	0	0	1	0	0	0	0
0	0	0	0	0	0	0	0	0	0	0	0	1	0
0	0	0	0	0	0	0	0	0	0	0	0	0	0
0	0	0	0	0	0	0	0	0	0	0	0	0	0
1	1	1	1	1	1	1	1	1	1	1	1	1	1

CERTIFIED COPY OF THE ORIGINAL  
SHERRY HALL, COUNTY CLERK

BY: Sherry Hall

**Canvass Results Report**

Run Time 2:42 PM  
Run Date 06/03/2021

**Clackamas County**

May 18, 2021 Special District Election

5/18/2021

Page 294



**Official Results**

Registered Voters  
85275 of 305158 = 27.94%

Precincts Reporting  
117 of 117 = 100.00%

Jimmy Thompson (W)	Joanne Semperge (W)	John Smith (W)	Joyce Thomas (W)	Kaptein Hickey (W)	Kathy Dixon (W)	Kevin Haines (W)	Kim Jong-un (W)	Kurt Russel (W)	Lance Entze (W)	Larry Frolov (W)	Larry Hansen (W)	Leal Sundet (W)
1	1	0	0	0	0	0	0	0	1	1	1	0
0	0	0	0	0	0	0	0	0	0	0	0	0
0	0	0	0	0	0	0	0	0	0	0	0	0
0	0	0	1	0	0	0	1	0	0	0	0	0
0	0	0	0	1	0	0	0	0	0	0	0	0
0	0	1	0	0	0	0	2	0	0	0	0	0
0	0	0	0	0	1	0	0	0	0	0	0	2
0	0	0	0	0	0	0	0	1	0	0	0	0
1	1	1	1	1	1	2	1	1	1	1	1	2

**CERTIFIED COPY OF THE ORIGINAL  
SHERRY HALL, COUNTY CLERK**

BY:

Canvass Results Report

Clackamas County

Official Results

Registered Voters  
85275 of 305158 = 27.94%

May 18, 2021 Special District Election

Precincts Reporting  
117 of 117 = 100.00%

Run Time 2:42 PM

5/18/2021

Run Date 06/03/2021

Page 295



Leota Childress (W)	Leotta Childress (W)	Leslie Knope (W)	Linda Eskridge (W)	Linda Tate (W)	Lindsey Bittner (W)	Lisa Truax (W)	Little Bear (W)	Lonnie Baker (W)	Luann Neizen (W)	Marin Ferlin (W)	Mary Underwood (W)	Melinda Mathers (W)
1	1	0	2	0	0	0	1	0	0	0	0	0
0	0	0	0	1	0	0	0	0	0	0	0	0
0	0	1	0	0	0	0	0	0	0	0	0	0
0	0	0	0	0	1	0	0	0	0	0	0	1
0	0	0	0	0	0	0	0	1	0	1	0	0
0	0	1	0	0	0	1	0	0	0	0	2	0
0	0	0	0	0	0	0	0	0	0	0	0	0
0	0	0	0	0	0	0	0	0	1	0	0	0
1	1	2	2	1	1	1	1	1	1	1	2	1

CERTIFIED COPY OF THE ORIGINAL  
SHERRY HALL, COUNTY CLERK

BY: 

Canvass Results Report

Clackamas County

Official Results

Registered Voters  
85275 of 305158 = 27.94%

May 18, 2021 Special District Election

Precincts Reporting  
117 of 117 = 100.00%

Run Time 2:42 PM

5/18/2021

Run Date 06/03/2021

Page 296



Melissa Georgesen (W)	Michael Knowles (W)	Michael Penunuri (W)	Michelle Boren (W)	Mickey Mouse (W)	Mike Bernard (W)	Mike Clarke (W)	Mimi Mouse (W)	Mutchler (W)	Nadene Duffield (W)	Nancy Kylo (W)	Neal Lucht (W)	Neil Lucht (W)
1	0	1	2	1	0	1	0	0	0	1	3	6
0	0	0	0	0	0	0	0	0	0	0	1	1
1	0	0	0	0	0	0	0	0	0	0	4	0
0	0	0	0	0	0	0	0	0	1	0	6	1
2	0	0	0	0	1	0	0	1	0	0	4	1
0	0	0	0	0	0	0	0	0	0	0	0	0
0	0	0	0	0	0	0	0	0	0	0	0	0
0	1	0	0	0	0	0	1	0	0	0	0	0
4	1	1	2	1	1	1	1	1	1	1	18	9

CERTIFIED COPY OF THE ORIGINAL  
SHERRY HALL, COUNTY CLERK

BY: Sherry Hall

**Canvass Results Report**

Run Time 2:42 PM  
Run Date 06/03/2021

**Clackamas County**

May 18, 2021 Special District Election

5/18/2021

Page 297



**Official Results**

Registered Voters  
85275 of 305158 = 27.94%

Precincts Reporting  
117 of 117 = 100.00%

Nicole Higginbotham (W)	Nunn (W)	Pat Riveas (W)	Patricia Kleinsmith (W)	Peter Schiff (W)	Pluto (W)	Popeye the Sailor (W)	Ralph Copasso (W)	Rick Gano (W)	Ron Swanson (W)	Ryan Mutchler (W)	Sally A. Ford (W)	Sarah McDermed (W)
1	0	1	0	0	0	0	0	0	0	0	1	0
0	0	0	0	0	0	0	0	1	0	0	0	0
0	0	0	0	0	0	0	0	0	1	0	0	1
0	0	0	0	0	0	0	0	0	0	0	0	0
0	1	0	0	0	0	0	0	1	0	1	0	0
0	0	0	0	0	0	1	0	0	1	0	0	0
0	0	0	1	0	0	0	0	0	0	0	0	0
0	0	0	0	1	1	0	1	0	0	0	0	0
1	1	1	1	1	1	1	1	2	2	1	1	1

**CERTIFIED COPY OF THE ORIGINAL**  
**SHERRY HALL, COUNTY CLERK**

BY: Sherry Hall



**Canvass Results Report**


Run Time 2:42 PM  
Run Date 06/03/2021

**Clackamas County**

May 18, 2021 Special District Election

5/18/2021

Page 298



**Official Results**

Registered Voters  
85275 of 305158 = 27.94%

Precincts Reporting  
117 of 117 = 100.00%

Sarah McDersel (W)	Scott Keyser (W)	Sergie Bodunov (W)	Shane Potter (W)	Sherry Stock-Morris (W)	Shirley Wood (W)	Steven Hager (W)	Sue Gee (W)	Susan Hansen (W)	Tammy Rosenthal (W)	Ted (W)	Tina Ramirez (W)	Todd Gary (W)
0	0	1	2	2	1	2	0	0	1	0	0	1
0	0	0	0	0	0	0	0	0	0	0	0	0
1	0	0	0	0	0	0	0	0	0	0	0	0
0	0	0	0	0	1	0	0	1	0	0	1	0
0	0	0	0	0	0	0	0	0	0	0	0	0
0	0	0	0	0	0	0	0	0	0	0	0	1
0	0	0	0	0	0	0	0	0	0	0	0	0
0	1	0	0	0	0	0	1	0	0	1	0	0
1	1	1	2	2	2	2	1	1	1	1	1	2

**CERTIFIED COPY OF THE ORIGINAL  
SHERRY HALL, COUNTY CLERK**

BY: *Sherry Hall*




May 18, 2021 Special District Election

Run Time 2:42 PM

5/18/2021

Run Date 06/03/2021

Page 299



Travis Bittner (W)	Trump (W)	Tyree N. Thomas (W)	Valorie Baker (W)	Verna Dunlap (W)	Vic Fox (W)	Warren Jones (W)	William Fincher (W)	William Melby (W)	Write-in	Zachary Marshall (W)	Cast Votes	Undervotes	Overvotes
0	1	0	0	1	0	0	0	0	0	0	754	2,588	1
0	0	0	0	0	0	0	0	0	2	0	76	353	0
0	0	0	0	0	0	0	0	0	0	0	128	571	0
2	0	1	1	0	0	0	0	1	1	0	300	1,341	0
0	0	0	0	0	0	0	0	0	0	0	246	1,101	0
0	0	0	0	0	0	1	0	0	2	0	126	588	0
0	0	0	0	0	0	0	1	0	0	0	89	493	0
0	0	0	0	0	1	0	0	0	0	1	208	974	1
2	1	1	1	1	1	1	1	1	5	1	1,927	8,009	2

CERTIFIED COPY OF THE ORIGINAL  
SHERRY HALL, COUNTY CLERK

BY: Sherry Hall

**Canvass Results Report**

Run Time 2:42 PM

Run Date 06/03/2021

**Clackamas County**

May 18, 2021 Special District Election

5/18/2021

Page 300

**Official Results**

Registered Voters  
85275 of 305158 = 27.94%

Precincts Reporting  
117 of 117 = 100.00%

Vote by Mail Ballots Cast	Total Ballots Cast	Registered Voters	Turnout Percentage
1,115	1,115	6,525	17.09%
143	143	571	25.04%
233	233	800	29.13%
547	547	2,389	22.90%
449	449	2,073	21.66%
238	238	908	26.21%
194	194	731	26.54%
395	395	1,553	25.43%
<b>3,314</b>	<b>3,314</b>	<b>15,550</b>	<b>21.31%</b>

**CERTIFIED COPY OF THE ORIGINAL  
SHERRY HALL, COUNTY CLERK**

BY: 



**Canvass Results Report**

Run Time 2:42 PM  
Run Date 06/03/2021

**Clackamas County**

May 18, 2021 Special District Election

5/18/2021

Page 301

**Official Results**

Registered Voters  
85275 of 305158 = 27.94%

Precincts Reporting  
117 of 117 = 100.00%

**Tigard-Tualatin Aquatic District, Director, Position 1 - Vote for One**

Precinct	Kathy Stallkamp	Write-in	Cast Votes	Undervotes	Overvotes	Vote by Mail Ballots Cast	Total Ballots Cast	Registered Voters	Turnout Percentage
252	326	1	327	261	0	588	588	1,693	34.73%
321	4	0	4	0	0	4	4	13	30.77%
<b>Totals</b>	<b>330</b>	<b>1</b>	<b>331</b>	<b>261</b>	<b>0</b>	<b>592</b>	<b>592</b>	<b>1,706</b>	<b>34.70%</b>

**CERTIFIED COPY OF THE ORIGINAL  
SHERRY HALL, COUNTY CLERK**

BY: Sherry Hall



**Canvass Results Report**

Run Time 2:42 PM  
Run Date 06/03/2021

**Clackamas County**

May 18, 2021 Special District Election

5/18/2021

Page 302

**Official Results**

Registered Voters  
85275 of 305158 = 27.94%

Precincts Reporting  
117 of 117 = 100.00%

**Tigard-Tualatin Aquatic District, Director, Position 2 - Vote for One**

Precinct	Matthew Farris	Write-in	Cast Votes	Undervotes	Overvotes	Vote by Mail Ballots Cast	Total Ballots Cast	Registered Voters	Turnout Percentage
252	310	1	311	277	0	588	588	1,693	34.73%
321	4	0	4	0	0	4	4	13	30.77%
<b>Totals</b>	<b>314</b>	<b>1</b>	<b>315</b>	<b>277</b>	<b>0</b>	<b>592</b>	<b>592</b>	<b>1,706</b>	<b>34.70%</b>

**CERTIFIED COPY OF THE ORIGINAL  
SHERRY HALL, COUNTY CLERK**

BY: 



Canvass Results Report

Clackamas County

Official Results

Registered Voters  
85275 of 305158 = 27.94%

May 18, 2021 Special District Election

Precincts Reporting  
117 of 117 = 100.00%

Run Time 2:42 PM

5/18/2021


Run Date 06/03/2021

Page 303

Tigard-Tualatin Aquatic District, Director, Position 3 - Vote for One

Precinct	Tim Esau	Write-in	Cast Votes	Undervotes	Overvotes	Vote by Mail Ballots Cast	Total Ballots Cast	Registered Voters	Turnout Percentage
252	301	1	302	286	0	588	588	1,693	34.73%
321	4	0	4	0	0	4	4	13	30.77%
<b>Totals</b>	<b>305</b>	<b>1</b>	<b>306</b>	<b>286</b>	<b>0</b>	<b>592</b>	<b>592</b>	<b>1,706</b>	<b>34.70%</b>

CERTIFIED COPY OF THE ORIGINAL  
SHERRY HALL, COUNTY CLERK


BY: 



**Canvass Results Report**

Run Time 2:42 PM  
Run Date 06/03/2021

**Clackamas County**



May 18, 2021 Special District Election

5/18/2021

Page 304

BY: *Sherry Hall*

**CERTIFIED COPY OF THE ORIGINAL  
SHERRY HALL, COUNTY CLERK**

**Official Results**

Registered Voters  
85275 of 305158 = 27.94%

Precincts Reporting  
117 of 117 = 100.00%

**Estacada Cemetery District, Directors - Vote for Two**

Precinct	Jim Harbour	Aaron Smith (W)	Angela Marotti (W)	Anita Soza (W)	Bob Fugate (W)	Brent Dodrill (W)	Camarn Payne (W)	Carr Gaskill (W)	Daniel Brusse (W)	David Richards (W)	Donald Duck (W)
106	363	0	0	0	0	0	1	0	0	0	2
350	33	0	0	0	0	0	0	0	0	0	0
360	349	1	0	0	0	0	0	1	1	3	0
361	1	0	0	0	0	0	0	0	0	0	0
362	310	0	1	0	1	0	0	0	0	0	0
363	120	0	0	0	0	0	0	0	0	0	0
364	151	0	0	0	0	0	0	0	0	0	0
370	0	0	0	0	0	0	0	0	0	0	0
371	3	0	0	0	0	0	0	0	0	0	0
372	85	0	0	1	0	1	0	0	0	1	0
514	29	0	0	0	0	0	0	0	0	0	0
<b>Totals</b>	<b>1,444</b>	<b>1</b>	<b>1</b>	<b>1</b>	<b>1</b>	<b>1</b>	<b>1</b>	<b>1</b>	<b>1</b>	<b>4</b>	<b>2</b>







Canvass Results Report

Run Time 2:42 PM  
Run Date 06/03/2021

Clackamas County



May 18, 2021 Special District Election

5/18/2021

Page 306

BY:

*Stony Hall*

CERTIFIED COPY OF THE ORIGINAL  
SHERRY HALL, COUNTY CLERK

Official Results

Registered Voters  
85275 of 305158 = 27.94%

Precincts Reporting  
117 of 117 = 100.00%

Jamin Burson (W)	Janet Davis (W)	Jerome Allen (W)	Jerry Polzin (W)	Jim Elliot (W)	Jim Moriarty (W)	Jonathan Eberhard (W)	Jon Groomup (W)	Jon LaVigne (W)	Josh Madson (W)	Kate Brown (W)	Kathi Pieper (W)	Keith Bond (W)
0	0	6	0	0	1	2	1	0	0	0	0	0
0	0	0	0	0	0	0	0	0	0	0	0	0
1	0	0	1	0	0	0	0	2	0	2	0	0
0	0	0	0	0	0	0	0	0	0	0	0	0
0	1	0	0	0	0	0	0	0	1	0	0	1
0	0	0	0	0	0	0	0	0	0	0	0	0
0	0	0	0	0	1	0	0	0	0	0	0	0
0	0	0	0	0	0	0	0	0	0	0	0	0
0	0	0	0	0	0	0	0	0	0	0	0	0
0	0	0	0	1	0	0	0	0	0	0	1	0
0	0	0	0	0	0	0	0	0	0	0	0	0
1	1	6	1	1	2	2	1	2	1	2	1	1



Canvass Results Report

Run Time 2:42 PM  
Run Date 06/03/2021

Clackamas County



May 18, 2021 Special District Election

5/18/2021

Page 308

BY:

*Sherry Hall*

CERTIFIED COPY OF THE ORIGINAL  
SHERRY HALL, COUNTY CLERK

Official Results

Registered Voters  
85275 of 305158 = 27.94%

Precincts Reporting  
117 of 117 = 100.00%

Paula Beck (W)	Paula Hallgren (W)	Peter Foresman (W)	Ralph Hatley (W)	Richard Keys (W)	Richard P. VanBuren (W)	Richard R Harty (W)	Rob Gaskill (W)	Rob Gatsgal (W)	Robert Gaskill (W)	Ross Mackae (W)	Roy Alcorn (W)	Sandy Pense (W)
0	0	0	0	0	2	0	6	0	1	0	0	0
0	0	0	0	0	0	0	0	0	0	0	0	0
0	1	2	1	0	0	0	2	1	4	0	0	0
0	0	0	0	0	0	0	0	0	0	0	0	0
0	0	0	0	0	0	0	3	0	3	0	0	0
0	0	0	0	0	0	0	0	0	0	0	0	0
0	0	0	0	0	0	0	3	0	0	0	0	1
0	0	0	0	0	0	0	0	0	0	0	0	0
0	0	0	0	0	0	0	0	0	0	0	0	0
1	0	0	0	1	0	1	1	0	0	1	2	0
0	0	0	0	0	0	0	0	0	0	0	0	0
1	1	2	1	1	2	1	15	1	8	1	2	1

Canvass Results Report

Run Time 2:42 PM  
Run Date 06/03/2021

Clackamas County



May 18, 2021 Special District Election

5/18/2021

Page 309

BY:

*Sherry Hall*

CERTIFIED COPY OF THE ORIGINAL  
SHERRY HALL, COUNTY CLERK

Official Results

Registered Voters  
85275 of 305158 = 27.94%

Precincts Reporting  
117 of 117 = 100.00%

Shannon Nickel (W)	Stephen Taylor (W)	Steve Stone (W)	Steve Stewart (W)	Steve Summer (W)	Steven B Fritz (W)	Ted Cruz (W)	Terry Brown (W)	Thomas Smith (W)	Tootie Smith (W)	Uncle Fester (W)	Victor Harshman (W)	Cast Votes	Undervotes
0	1	1	0	0	0	0	0	0	0	0	1	393	735
0	0	0	0	0	0	0	0	0	0	0	0	34	86
1	0	0	0	0	0	0	0	1	2	0	2	388	830
0	0	0	0	0	0	0	0	0	0	0	0	1	3
0	0	0	0	0	0	0	0	0	0	0	0	322	736
0	0	0	0	0	2	0	0	0	0	0	0	124	296
0	0	0	0	1	0	0	0	0	0	1	0	163	353
0	0	0	0	0	0	0	0	0	0	0	0	0	0
0	0	0	0	0	0	0	0	0	0	0	0	3	19
0	0	0	1	0	0	0	1	0	0	0	0	101	223
0	0	0	0	0	0	0	0	0	0	0	0	29	85
1	1	1	1	1	1	2	1	1	2	1	2	1,558	3,366

**Canvass Results Report**

Run Time 2:42 PM

Run Date 06/03/2021

**Clackamas County**

May 18, 2021 Special District Election

5/18/2021

Page 310

**Official Results**

Registered Voters  
85275 of 305158 = 27.94%

Precincts Reporting  
117 of 117 = 100.00%

Overvotes	Vote by Mail Ballots Cast	Total Ballots Cast	Registered Voters	Turnout Percentage
0	564	564	3,151	17.90%
0	60	60	278	21.58%
0	609	609	2,900	21.00%
0	2	2	9	22.22%
0	529	529	1,895	27.92%
0	210	210	916	22.93%
0	258	258	1,027	25.12%
0	0	0	2	0.00%
0	11	11	16	68.75%
0	162	162	621	26.09%
0	57	57	343	16.62%
0	<b>2,462</b>	<b>2,462</b>	<b>11,158</b>	<b>22.06%</b>

**CERTIFIED COPY OF THE ORIGINAL  
SHERRY HALL, COUNTY CLERK**

BY: *Sherry Hall*



**Canvass Results Report**

Run Time 2:42 PM  
Run Date 06/03/2021

**Clackamas County**

May 18, 2021 Special District Election

5/18/2021

Page 311

**Official Results**

Registered Voters  
85275 of 305158 = 27.94%

Precincts Reporting  
117 of 117 = 100.00%

**Government Camp Sanitary District, Director, Position 2 - Vote for One**

Precinct	John W Bay	Dan Mancuso	Cast Votes	Undervotes	Overvotes	Vote by Mail Ballots Cast	Total Ballots Cast	Registered Voters	Turnout Percentage
373	12	19	31	4	0	35	35	161	21.74%
<b>Totals</b>	<b>12</b>	<b>19</b>	<b>31</b>	<b>4</b>	<b>0</b>	<b>35</b>	<b>35</b>	<b>161</b>	<b>21.74%</b>

**CERTIFIED COPY OF THE ORIGINAL  
SHERRY HALL, COUNTY CLERK**

BY: Sherry Hall





Canvass Results Report

Clackamas County

Official Results

Registered Voters  
85275 of 305158 = 27.94%

May 18, 2021 Special District Election

Precincts Reporting  
117 of 117 = 100.00%

Run Time 2:42 PM

5/18/2021

Run Date 06/03/2021

Page 312

Government Camp Sanitary District, Director, Position 4 - Vote for One

Precinct	Cornelia Gunderson	Cast Votes	Undervotes	Overvotes	Vote by Mail Ballots Cast	Total Ballots Cast	Registered Voters	Turnout Percentage
373	27	27	8	0	35	35	161	21.74%
Totals	27	27	8	0	35	35	161	21.74%

CERTIFIED COPY OF THE ORIGINAL  
SHERRY HALL, COUNTY CLERK

BY: Sherry Hall





**Canvass Results Report**

Run Time 2:42 PM  
Run Date 06/03/2021

**Clackamas County**

May 18, 2021 Special District Election

5/18/2021

Page 313

**Official Results**

Registered Voters  
85275 of 305158 = 27.94%

Precincts Reporting  
117 of 117 = 100.00%

**Government Camp Road District, Commissioner, Position 1 - Vote for One**

Precinct	Edward D Rogers Jr	Cast Votes	Undervotes	Overvotes	Vote by Mail Ballots Cast	Total Ballots Cast	Registered Voters	Turnout Percentage
373	29	29	6	0	35	35	161	21.74%
<b>Totals</b>	<b>29</b>	<b>29</b>	<b>6</b>	<b>0</b>	<b>35</b>	<b>35</b>	<b>161</b>	<b>21.74%</b>

**CERTIFIED COPY OF THE ORIGINAL  
SHERRY HALL, COUNTY CLERK**

BY: Sherry Hall



Canvass Results Report

Clackamas County

Official Results

Registered Voters  
85275 of 305158 = 27.94%

May 18, 2021 Special District Election

Precincts Reporting  
117 of 117 = 100.00%

Run Time 2:42 PM

5/18/2021

Run Date 06/03/2021

Page 314

Government Camp Road District, Commissioner, Position 2 - Vote for One

Precinct	Ulla Brunette	Cast Votes	Undervotes	Orevotes	Vote by Mail Ballots Cast	Total Ballots Cast	Registered Voters	Turnout Percentage
373	30	30	5	0	35	35	161	21.74%
Totals	30	30	5	0	35	35	161	21.74%

CERTIFIED COPY OF THE ORIGINAL  
SHERRY HALL, COUNTY CLERK

BY: *Sherry Hall*



Canvass Results Report

Run Time 2:42 PM  
Run Date 06/03/2021

Clackamas County

May 18, 2021 Special District Election

5/18/2021

Page 315

Official Results

Registered Voters  
85275 of 305158 = 27.94%

Precincts Reporting  
117 of 117 = 100.00%

Measure 3-566, Five-Year County Sheriff Public Safety Local Option Levy

Precinct	Yes	No	Cast Votes	Undervotes	Overvotes	Vote by Mail Ballots Cast	Total Ballots Cast	Registered Voters	Turnout Percentage
002	686	648	1,334	59	0	1,393	1,393	6,511	21.39%
003	1,069	864	1,933	97	0	2,030	2,030	8,317	24.41%
004	56	35	91	7	0	98	98	309	31.72%
005	392	289	681	52	0	733	733	3,176	23.08%
006	928	800	1,728	160	0	1,888	1,888	5,719	33.01%
007	229	169	398	9	0	407	407	2,006	20.29%
010	2	7	9	0	0	9	9	26	34.62%
031	434	323	757	26	0	783	783	3,216	24.35%
032	618	572	1,190	45	0	1,235	1,235	4,867	25.37%
033	109	88	197	5	0	202	202	728	27.75%
040	55	20	75	4	0	79	79	366	21.58%
051	2	4	6	0	0	6	6	125	4.80%
052	104	97	201	9	0	210	210	832	25.24%
053	1,077	967	2,044	89	1	2,134	2,134	8,054	26.50%
055	974	909	1,883	71	0	1,954	1,954	6,892	28.35%

BY:   
**CERTIFIED COPY OF THE ORIGINAL**  
**SHERRY HALL, COUNTY CLERK**



Canvass Results Report

Clackamas County

Official Results

Registered Voters  
85275 of 305158 = 27.94%

May 18, 2021 Special District Election

Precincts Reporting  
117 of 117 = 100.00%

Run Time 2:42 PM

5/18/2021

Run Date 06/03/2021

Page 316

Measure 3-566, Five-Year County Sheriff Public Safety Local Option Levy

070	3	0	3	0	0	3	3	7	42.86%
071	34	21	55	1	0	56	56	161	34.78%
072	10	13	23	4	0	27	27	121	22.31%
073	23	25	48	2	0	50	50	241	20.75%
074	7	6	13	0	0	13	13	72	18.06%
099	0	0	0	0	0	0	0	1	0.00%
100	90	59	149	14	0	163	163	480	33.96%
101	1,141	953	2,094	148	0	2,242	2,242	9,091	24.66%
102	108	71	179	22	0	201	201	888	22.64%
103	689	568	1,257	100	0	1,357	1,357	4,324	31.38%
104	2	1	3	0	0	3	3	4	75.00%
105	249	130	379	43	0	422	422	1,340	31.49%
106	340	216	556	8	0	564	564	3,151	17.90%
107	195	182	377	9	0	386	386	2,209	17.47%
108	604	410	1,014	29	0	1,043	1,043	6,081	17.15%
111	614	449	1,063	52	0	1,115	1,115	6,525	17.09%
122	1,207	646	1,853	210	0	2,063	2,063	6,788	30.39%
124	827	643	1,470	167	1	1,638	1,638	3,830	42.77%
125	300	196	496	58	0	554	554	1,545	35.86%
127	12	9	21	3	0	24	24	77	31.17%
131	1,216	1,174	2,390	169	0	2,559	2,559	6,949	36.83%
132	1,035	955	1,990	140	0	2,130	2,130	5,072	42.00%
133	435	318	753	63	0	816	816	2,191	37.24%
134	3	12	15	2	0	17	17	78	21.79%

BY:   
**CERTIFIED COPY OF THE ORIGINAL**  
**SHERRY HALL, COUNTY CLERK**



Canvass Results Report

Run Time 2:42 PM  
Run Date 06/03/2021

Clackamas County

May 18, 2021 Special District Election

5/18/2021

Page 317

Official Results

Registered Voters  
85275 of 305158 = 27.94%

Precincts Reporting  
117 of 117 = 100.00%

Measure 3-566, Five-Year County Sheriff Public Safety Local Option Levy

135	1,277	986	2,263	164	0	2,427	2,427	5,743	42.26%
151	604	424	1,028	33	0	1,061	1,061	2,791	38.02%
153	1,330	1,093	2,423	87	0	2,510	2,510	7,856	31.95%
154	409	94	503	17	0	520	520	1,064	48.87%
155	113	97	210	5	0	215	215	650	33.08%
156	1,176	926	2,102	58	0	2,160	2,160	6,523	33.11%
157	41	63	104	1	0	105	105	361	29.09%
159	1,340	1,015	2,355	86	0	2,441	2,441	7,873	31.00%
160	84	76	160	7	0	167	167	551	30.31%
201	857	506	1,363	81	0	1,444	1,444	4,791	30.14%
202	905	471	1,376	70	0	1,446	1,446	5,748	25.16%
203	732	306	1,038	52	0	1,090	1,090	2,453	44.44%
204	510	358	868	47	0	915	915	3,195	28.64%
251	0	0	0	0	0	0	0	0	0.00%
252	451	301	752	40	0	792	792	2,221	35.66%
280	220	186	406	17	0	423	423	1,648	25.67%
281	223	163	386	24	0	410	410	1,392	29.45%
282	86	57	143	9	0	152	152	584	26.03%
283	89	76	165	13	0	178	178	487	36.55%
284	65	34	99	11	0	110	110	320	34.38%
320	102	75	177	3	0	180	180	486	37.04%
321	611	498	1,109	71	0	1,180	1,180	2,845	41.48%
322	268	219	487	32	0	519	519	1,373	37.80%
323	367	234	601	59	0	660	660	1,805	36.57%

BY:  **CERTIFIED COPY OF THE ORIGINAL  
SHERRY HALL, COUNTY CLERK**



Canvass Results Report

Clackamas County

Official Results

Registered Voters  
85275 of 305158 = 27.94%

May 18, 2021 Special District Election

Precincts Reporting  
117 of 117 = 100.00%

Run Time 2:42 PM


5/18/2021

Run Date 06/03/2021

Page 318

Measure 3-566, Five-Year County Sheriff Public Safety Local Option Levy

330	494	444	938	81	0	1,019	1,019	3,178	32.06%
331	170	119	289	41	0	330	330	890	37.08%
332	87	85	172	12	0	184	184	610	30.16%
333	304	203	507	61	0	568	568	1,740	32.64%
350	325	302	627	25	0	652	652	2,315	28.16%
351	498	485	983	79	0	1,062	1,062	4,016	26.44%
352	355	425	780	34	0	814	814	3,455	23.56%
359	0	0	0	0	0	0	0	0	0.00%
360	378	350	728	14	0	742	742	3,472	21.37%
361	0	2	2	0	0	2	2	35	5.71%
362	246	274	520	9	0	529	529	1,895	27.92%
363	115	93	208	2	0	210	210	916	22.93%
364	122	127	249	9	0	258	258	1,027	25.12%
370	480	404	884	18	0	902	902	3,805	23.71%
371	125	123	248	6	0	254	254	956	26.57%
372	69	91	160	2	0	162	162	625	25.92%
373	640	511	1,151	45	0	1,196	1,196	4,788	24.98%
400	244	212	456	20	0	476	476	1,652	28.81%
401	303	169	472	55	0	527	527	1,703	30.95%
402	258	252	510	46	0	556	556	1,817	30.60%
403	213	159	372	20	0	392	392	1,376	28.49%
404	620	584	1,204	46	0	1,250	1,250	4,805	26.01%
405	237	253	490	17	0	507	507	2,205	22.99%
406	64	38	102	3	0	105	105	497	21.13%

BY: 

**CERTIFIED COPY OF THE ORIGINAL  
SHERRY HALL, COUNTY CLERK**



Canvass Results Report

Clackamas County

Official Results


Registered Voters  
85275 of 305158 = 27.94%

May 18, 2021 Special District Election

Precincts Reporting  
117 of 117 = 100.00%

Run Time 2:42 PM

Run Date 06/03/2021




5/18/2021

Page 319

Measure 3-566, Five-Year County Sheriff Public Safety Local Option Levy

410	284	179	463	36	0	499	499	2,083	23.96%
411	490	396	886	60	0	946	946	3,777	25.05%
412	331	283	614	63	0	677	677	2,614	25.90%
413	228	188	416	23	0	439	439	2,969	14.79%
414	61	68	129	9	0	138	138	418	33.01%
415	14	15	29	2	0	31	31	154	20.13%
416	654	510	1,164	94	0	1,258	1,258	5,106	24.64%
417	2	0	2	0	0	2	2	40	5.00%
418	312	314	626	60	0	686	686	2,868	23.92%
419	56	58	114	3	0	117	117	369	31.71%
420	175	172	347	21	0	368	368	1,478	24.90%
421	547	392	939	61	0	1,000	1,000	3,429	29.16%
422	681	566	1,247	64	0	1,311	1,311	8,663	15.13%
500	46	42	88	9	0	97	97	373	26.01%
501	953	495	1,448	93	0	1,541	1,541	4,750	32.44%
502	1,229	828	2,057	132	0	2,189	2,189	7,835	27.94%
503	540	484	1,024	56	0	1,080	1,080	3,157	34.21%
504	840	627	1,467	81	0	1,548	1,548	6,389	24.23%
505	28	13	41	1	0	42	42	182	23.08%
506	346	278	624	32	0	656	656	2,940	22.31%
510	181	150	331	18	0	349	349	1,201	29.06%
511	452	363	815	80	0	895	895	3,038	29.46%
512	259	156	415	24	0	439	439	1,914	22.94%
513	374	327	701	48	0	749	749	2,498	29.98%

BY:   
**CERTIFIED COPY OF THE ORIGINAL**  
**SHERRY HALL, COUNTY CLERK**





Canvass Results Report

Clackamas County

Official Results

Registered Voters  
85275 of 305158 = 27.94%

May 18, 2021 Special District Election

Precincts Reporting  
117 of 117 = 100.00%

Run Time 2:42 PM

5/18/2021

Run Date 06/03/2021

Page 320

Measure 3-566, Five-Year County Sheriff Public Safety Local Option Levy

514	1,115	928	2,043	129	0	2,172	2,172	7,680	28.28%
515	167	110	277	15	0	292	292	1,217	23.99%
516	166	120	286	-14	0	300	300	1,130	26.55%
517	282	254	536	20	0	556	556	2,152	25.84%
518	120	83	203	10	0	213	213	850	25.06%
519	142	117	259	17	0	276	276	976	28.28%
<b>Totals</b>	<b>45,161</b>	<b>35,328</b>	<b>80,489</b>	<b>4,784</b>	<b>2</b>	<b>85,275</b>	<b>85,275</b>	<b>305,158</b>	<b>27.94%</b>

CERTIFIED COPY OF THE ORIGINAL  
SHERRY HALL, COUNTY CLERK

BY: Sherry Hall

