



Clackamas County Sheriff's Office

Use of Force 2021 Annual Report

Published 6/14/2022

Overview

At the Clackamas County Sheriff's Office, we invest in hiring people who have the right temperament for public safety work with backgrounds that demonstrate good decision making. Fewer than 4% of applicants are hired. Typically, it takes eighteen months of training from the date of hire to the day a Deputy Sheriff begins their independent assignment. Then, throughout their career, professional training and on-going performance evaluation continue. These standards are among the ways we ensure we have a professional workforce capable of making the best decisions in the field.

Our commitment to public safety emphasizes respect, professionalism and the protection of human life, even when force is necessary. We expect our deputies to use their skills and abilities to safely and effectively resolve confrontations and minimize the need to use force whenever reasonably possible. To ensure this capacity, our deputies receive monthly training by certified instructors on all categories of force and de-escalation techniques.

Deputies are trained to continually evaluate the situation in an application of force, and to render first aid as needed. By Sheriff's Office policy, every deputy is required to intervene whenever they believe a fellow law enforcement officer's use of force is unjustified or excessive.

The Sheriff's Office recognizes the degree of responsibility that comes with the authority to use force and the obligation to be accountable for its proper use. That is why Sheriff's Office policy requires every use of force to be accounted for and justified. Following a use of force, a deputy must complete a Use of Force Report documenting and explaining why force was used, the nature of the force, and the outcome. All Use of Force Reports are reviewed by supervisors to determine whether the deputy's actions were justified and within policy. Reports are also reviewed by command staff to ensure consistency in practices throughout our agency and to inform continued training.

We recognize that police use of force is a matter of critical public concern and that transparency in use of force practices is essential to community trust. The intent of our Use of Force Annual Report is to aid the public in understanding our practices by providing transparent and accountable information. The data presented in this report is derived from our 2021 Use of Force Reports. To learn more about the Sheriff's Office Use of Force policy, please visit <https://dochub.clackamas.us/documents/drupal/debabfc7-a475-4a02-b99f-14d23eb3f455>.

Patrol, Investigations, and Civil Divisions¹

Use of Force Facts

Number of Use of Force events²: **722**

Number of subjects involved: **822**

Total Use of Force reports: **1,332**

Force was used in 1 out of every 168 Calls for Service (0.6%).³

Force was used in 1 out of every 8 custodies (13.0%).⁴



Use of Force by Subject Race

	# of Individuals	% of Total
American Indian or Alaska Native	7	0.9%
Asian	14	1.7%
Black or African American	102	12.4%
Hispanic or Latino	78	9.5%
Native Hawaiian or Other Pacific Islander	13	1.6%
White	558	67.9%
Unknown	50	6.1%
Totals	822	100%

¹ Due to a transition in Use of Force reporting methods, the information presented on pages 3-6 for Patrol, Investigations, and Civil divisions excludes data from 12/15/2021 to 12/31/2021.

² Events are unique incidents separated by time and/or space. A single event may involve multiple deputies, subjects, force types, and circumstances requiring force.

³ Includes public-initiated and deputy-initiated calls.

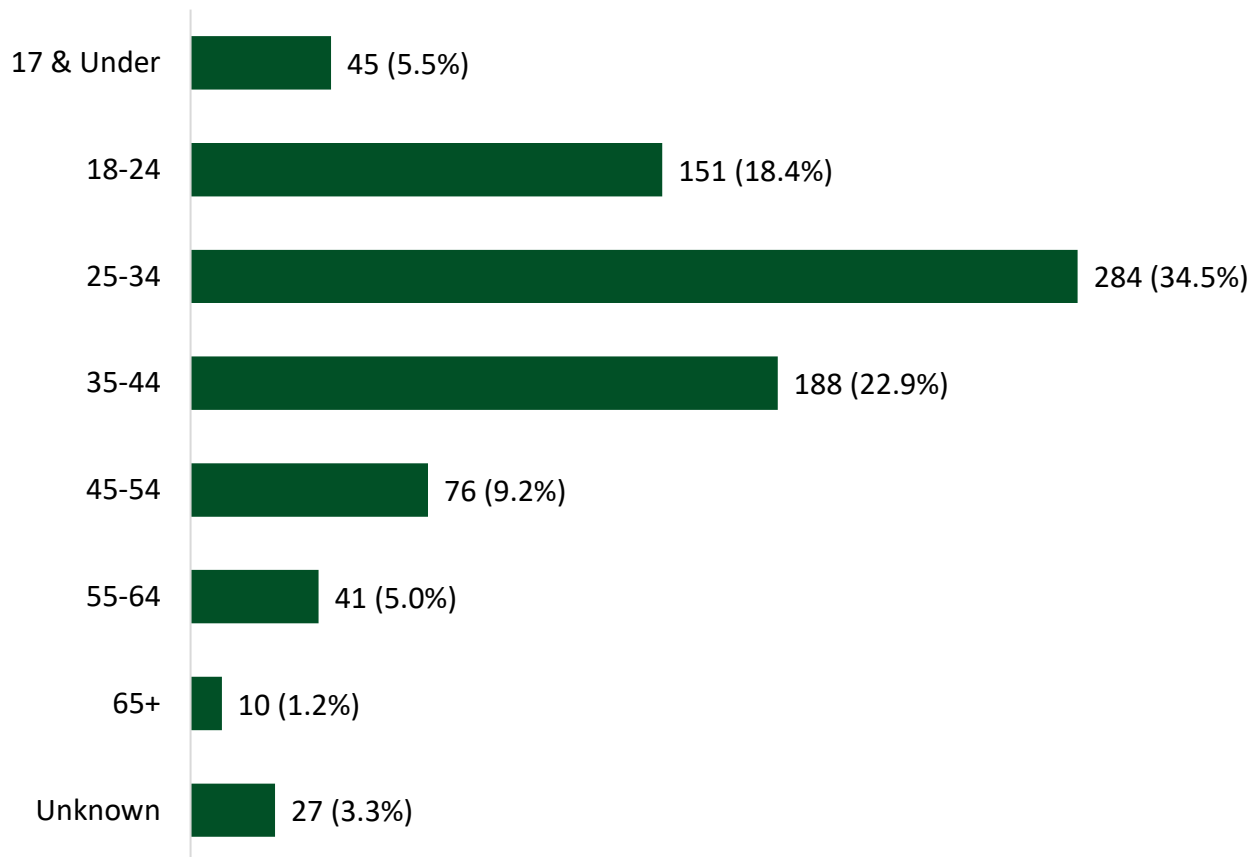
⁴ Excludes jail custodies.

Patrol, Investigations, and Civil Divisions

Use of Force by Subject Sex

	# of Individuals	% of Total
Female	175	21.3%
Male	640	77.9%
Unknown	7	0.9%
Totals	822	100%

Use of Force by Subject Age Ranges



Patrol, Investigations, and Civil Divisions

Incidents and Circumstances Requiring Force

	# of Use of Force Reports	% of Total
Arrest Warrant	82	6.2%
Deputy Safety	291	21.8%
Disturbance	54	4.1%
Domestic Disturbance	65	4.9%
Elude/Pursuit	228	17.1%
Escape from Custody	12	0.9%
Felony Incident/Arrest	174	13.1%
High-Risk Traffic Stop	69	5.2%
Misdemeanor Incident/Arrest	173	13.0%
Prisoner Transport	2	0.2%
Search Warrant	4	0.3%
Subject Hiding in Building/Premises/Cell	7	0.5%
Subject Intoxicated	38	2.9%
Subject Mental Health Crisis	74	5.6%
Subject Suicidal	19	1.4%
Unknown Risk Stop (Vehicle/Subject)	26	2.0%
Welfare Check	2	0.2%
Other	12	0.9%
Totals	1,332	100%

Patrol, Investigations, and Civil Divisions

Force Types

	# of Occurrences	% of Use of Force Reports (n=1,332)
Control Hold	210	15.8%
Firearm – Display Only	550	41.3%
Firearm – Used ⁵	4	0.3%
Focus Blow	66	5.0%
Handcuffed/Leg Restraint	171	12.8%
Impact Device – Display Only	23	1.7%
Impact Device – Used	17	1.3%
Joint Management	189	14.2%
K9 – Display Only	40	3.0%
K9 – Used	16	1.2%
OC Spray – Display Only	2	0.2%
OC Spray – Used	8	0.6%
Pressure Point	11	0.8%
Pursuit Intervention Technique (PIT)	14	1.1%
Spike	32	2.4%
Takedown	130	9.8%
Taser – Display Only	72	5.4%
Taser – Used	32	2.4%
Vehicle Pin	24	1.8%
Other	188	14.1%
Total	1,799	

Reported Injuries

Subjects reported 95 injuries. About 90% of the reported injuries were abrasions/lacerations.

Deputies reported 17 injuries.

⁵ Details for the three events in which deputies used firearms are on page 11.

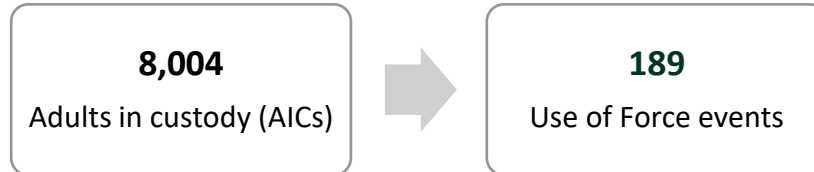
Jail Division

Use of Force Facts

Number of Use of Force events⁶: **189**

Total Use of Force reports: **672**

Force was used on 1 out of every 42 adults in custody (2.4%).⁷



Use of Force by AIC Race

	# of Individuals	% of Total
Asian	1	0.5%
Black or African American	21	11.1%
Hispanic or Latino	2	1.1%
White	156	82.5%
Other	9	4.8%
Totals	189	100%

⁶ Events are unique incidents separated by time and/or space. A single event may involve multiple deputies, force types, and circumstances requiring force.

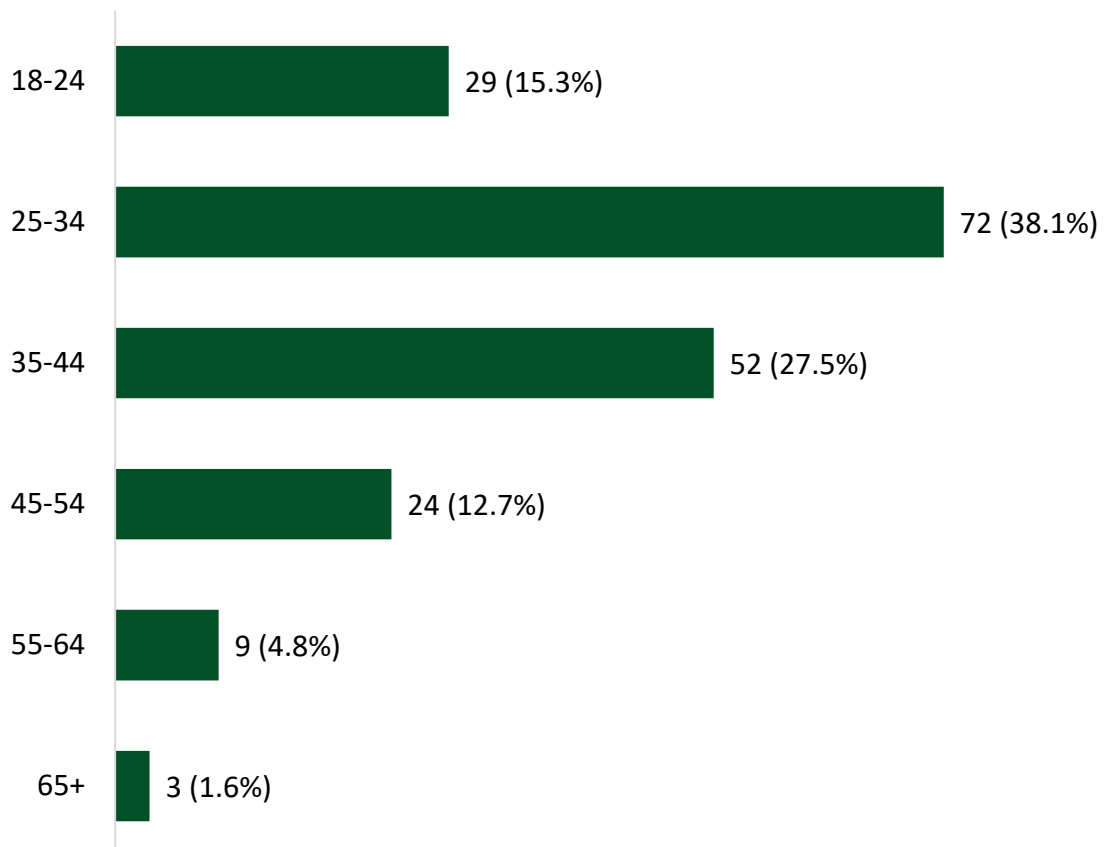
⁷ Includes individuals booked into jail in 2021 and individuals still in custody from previous years.

Jail Division

Use of Force by AIC Sex

	# of Individuals	% of Total
Female	46	24.3%
Male	143	75.7%
Totals	189	100%

Use of Force by AIC Age Ranges



Jail Division

Circumstances Requiring Force

	# of Occurrences	% of Use of Force Reports (n=672)
Maintain Order and Discipline	555	82.6%
Prevent AIC Self-Harm	161	24.0%
To Affect Arrest	9	1.3%
To Defend Others (Staff or AIC)	126	18.8%
To Defend Self	114	17.0%
To Prevent Escape (Arrest)	3	0.4%
To Prevent Escape (Facility)	5	0.7%
Other	59	8.8%
Total	1,032	

Method of Restraint Used

	# of Occurrences	% of Use of Force Reports (n=672)
Handcuffs	276	41.1%
Flex Cuffs	0	0%
Leg Restraints	171	25.4%
Spit Hood	77	11.5%
Belly Chains	9	1.3%
Restraint Chair	358	53.3%
Other	9	1.3%
Total	900	

Jail Division

Force Types

	# of Occurrences	% of Use of Force Reports (n=672)
Control Hold	178	26.5%
Firearm – Display Only	0	0%
Firearm – Used	0	0%
Impact Device – Display Only	0	0%
Impact Device – Used	0	0%
Joint Management	28	4.2%
OC Spray – Display Only	0	0%
OC Spray – Used	0	0%
Physical Contact	588	87.5%
Physical – Other	41	6.1%
Pressure Point	28	4.2%
Strikes	22	3.3%
Takedown	55	8.2%
Taser – Display Only	3	0.4%
Taser – Used	3	0.4%
Total	946	

Reported Injuries

AICs reported 40 injuries. About 55% of the reported injuries were abrasions/lacerations.

Deputies reported 27 injuries.

Officer-Involved Shooting (OIS) Event Details

Case Number: 21-009515

Date: 5/8/2021

District: Metro

Initial Contact Reason: Traffic stop

Number of Deputies Who Used Their Firearm: 2

Deputy Injury: None

Number of Subjects Involved: 1

Subject Injury: Non-fatal

Case Number: 21-011823

Date: 6/7/2021

District: Happy Valley

Initial Contact Reason: Traffic stop

Number of Deputies Who Used Their Firearm: 1

Deputy Injury: None

Number of Subjects Involved: 1

Subject Injury: Fatal

Case Number: 21-020811

Date: 9/27/2021

District: Happy Valley

Initial Contact Reason: Traffic stop

Number of Deputies Who Used Their Firearm: 1

Deputy Injury: None

Number of Subjects Involved: 1

Subject Injury: Fatal