



CLACKAMAS COUNTY

Fund Revenue Distribution For Period
From 11-18-2019 To 11-24-2019

District	Fund	Account	Description	Year	Period Revenue
CLACKAMAS COUNTY BOND 911					
	240009	COUNTY RADIO SYSTEM BOND 2017			
		240009-311100	TAXES	2019	\$1,119,542.11
				2018	\$2,555.52
				2017	\$498.47
		240009-311350	INTEREST	2019	\$31.32
				2018	\$194.46
				2017	\$94.23
				Fund Total:	\$1,122,916.11
				District Total:	\$1,122,916.11



CLACKAMAS COUNTY

Fund Revenue Distribution For Period
From 11-18-2019 To 11-24-2019

Table with columns: District, Fund, Account, Description, Year, Period Revenue. Rows include COUNTY CLACKAMAS, COUNTY CLACK CITY (Taxes, Interest), and COUNTY CLACK RURAL (Taxes, Interest) with annual revenue data from 2001 to 2019.



CLACKAMAS COUNTY

Fund Revenue Distribution For Period
From 11-18-2019 To 11-24-2019


District	Fund	Account	Description	Year	Period Revenue
		240003-311350	Interest	2015	(\$7.12)
				2014	\$2.86
				2013	\$16.51
				2012	\$93.91
				2011	\$4.75
				2010	\$0.67
				2008	\$4.66
				2006	\$8.67
				2005	\$0.18
				2002	\$0.16
				2001	\$0.54
				Fund Total:	\$16,125,012.01
	240005	COUNTY LAW ENFORCEMENT			
		240005-311100	Taxes	2019	\$2,927,563.04
				2018	\$6,448.46
				2017	\$1,236.11
				2016	\$1,390.15
				2015	(\$3.20)
				2014	\$1.03
				2013	\$4.84
				2012	\$21.72
				2011	\$0.98
				2010	\$0.12
				2008	\$0.71
		240005-311350	Interest	2019	\$81.88
				2018	\$490.68
				2017	\$233.71
				2016	\$423.43
				2015	(\$1.33)
				2014	\$0.53
				2013	\$3.01
				2012	\$16.28
				2011	\$0.85
				2010	\$0.12
				2008	\$0.84
				Fund Total:	\$2,937,913.96
	240006	COUNTY LAW ENHANCED			
		240006-311100	Taxes	2019	\$1,692,238.72
				2018	\$3,763.94
				2017	\$726.46
				2016	\$832.15
				2015	(\$1.92)
				2014	\$0.62
				2013	\$3.01
				2012	\$14.49
				2011	\$0.64
				2010	\$0.08
				2008	\$0.46
				2006	\$0.70
				2005	\$0.01
				2002	\$0.01
				2001	\$0.03



CLACKAMAS COUNTY

Fund Revenue Distribution For Period
From 11-18-2019 To 11-24-2019

Table with columns: District, Fund, Account, Description, Year, Period Revenue. Rows include interest and taxes for various fund accounts (240006, 240007, 240060) across years 2001-2019.



CLACKAMAS COUNTY

Fund Revenue Distribution For Period
From 11-18-2019 To 11-24-2019

District	Fund	Account	Description	Year	Period Revenue
		240060-311100	Taxes	2010	\$0.02
		240060-311350	Interest	2019	\$16.06
				2018	\$96.37
				2017	\$45.88
				2016	\$83.90
				2015	(\$0.26)
				2014	\$0.11
				2013	\$0.62
				2012	\$3.40
				2011	\$0.17
				2010	\$0.02
				Fund Total:	\$576,288.68
				District Total:	\$40,638,146.83



CLACKAMAS COUNTY

Fund Revenue Distribution For Period
From 11-18-2019 To 11-24-2019

Table with columns: District, Fund, Account, Description, Year, Period Revenue. Rows include categories like COUNTY CLACKAMAS FEES & MISC, COUNTY MISC G/L, APPLICATION & LATE FEES, ASCEND WEB FEE, COPY FEE, DATA REQUEST FEE, MAP & RATEBOOK FEES, MHODS - MS, CLERK WARRANT FEES, BANK RETURNED CHECK FEE FOR COUNTY, and GENERAL WARRANT & FORECLOSURE FEES.



CLACKAMAS COUNTY

Fund Revenue Distribution For Period
From 11-18-2019 To 11-24-2019

District	Fund	Account	Description	Year	Period Revenue
				Fund Total:	\$455.98
				District Total:	\$3,440,977.66



CLACKAMAS COUNTY

Fund Revenue Distribution For Period
From 11-18-2019 To 11-24-2019

Table with columns: District, Fund, Account, Description, Year, Period Revenue. Includes data for STATE OF OREGON, CATF INTEREST TIER 1, and CATF INTEREST TIER 2.



CLACKAMAS COUNTY

Fund Revenue Distribution For Period From 11-18-2019 To 11-24-2019

District	Fund	Account	Description	Year	Period Revenue
VECTOR CONTROL CLACK CO					
	216001	VECTOR CONTROL CLACK CO			
		216001-311100	Taxes	2019	\$370,553.76
				2018	\$816.19
				2017	\$156.45
				2016	\$177.72
				2015	(\$0.41)
				2014	\$0.13
				2013	\$0.62
				2012	\$2.77
				2011	\$0.12
				2010	\$0.02
				2008	\$0.09
				2006	\$0.13
		216001-311350	Interest	2019	\$10.34
				2018	\$62.12
				2017	\$29.57
				2016	\$54.14
				2015	(\$0.17)
				2014	\$0.07
				2013	\$0.39
				2012	\$2.08
				2011	\$0.11
				2010	\$0.02
				2008	\$0.11
				2006	\$0.20
				Fund Total:	\$371,866.57
				District Total:	\$371,866.57



CLACKAMAS COUNTY

Fund Revenue Distribution For Period
From 11-18-2019 To 11-24-2019

District	Fund	Account	Description	Year	Period Revenue
CITY OF BARLOW					
	204009	CITY BARLOW			
		204009-311100	Taxes	2019	\$1,507.19
				2018	\$3.16
				2017	\$0.59
				2016	\$0.70
				2012	\$0.01
		204009-311350	Interest	2019	\$0.03
				2018	\$0.15
				2017	\$0.08
				2016	\$0.15
				2012	\$0.01
				Fund Total:	\$1,512.07
				District Total:	\$1,512.07



CLACKAMAS COUNTY

Fund Revenue Distribution For Period
From 11-18-2019 To 11-24-2019

Table with columns: District, Fund, Account, Description, Year, Period Revenue. Includes data for CITY OF CANBY, 204008 CITY CANBY, 204008-311100 Taxes, and 204008-311350 Interest, with a total of \$1,405,811.90.



CLACKAMAS COUNTY

Fund Revenue Distribution For Period
From 11-18-2019 To 11-24-2019

District	Fund	Account	Description	Year	Period Revenue
CITY OF DAMASCUS					
	204015	CITY DAMASCUS			
		204015-311100	Taxes	2015	(\$0.91)
				2014	\$0.29
				2013	\$1.58
				2012	\$7.28
				2011	\$0.34
				2010	\$0.04
				2008	\$0.24
				2006	\$0.37
				2005	\$0.01
		204015-311350	Interest	2015	(\$0.24)
				2014	\$0.10
				2013	\$0.62
				2012	\$3.49
				2011	\$0.19
				2010	\$0.03
				2008	\$0.18
				2006	\$0.33
				2005	\$0.01
				Fund Total:	\$13.95
				District Total:	\$13.95



CLACKAMAS COUNTY

Fund Revenue Distribution For Period
From 11-18-2019 To 11-24-2019

District	Fund	Account	Description	Year	Period Revenue
CITY OF ESTACADA					
	204007	CITY ESTACADA			
		204007-311100	Taxes	2019	\$229,378.11
				2018	\$469.87
				2017	\$84.65
				2016	\$94.07
				2015	(\$0.22)
				2014	\$0.07
				2013	\$0.30
				2012	\$1.50
				2011	\$0.06
				2010	\$0.01
				2008	\$0.05
				2006	\$0.07
		204007-311350	Interest	2019	\$4.11
				2018	\$22.88
				2017	\$10.24
				2016	\$18.33
				2015	(\$0.05)
				2014	\$0.02
				2013	\$0.12
				2012	\$0.72
				2011	\$0.04
				2008	\$0.04
				2006	\$0.07
				Fund Total:	\$230,085.06
				District Total:	\$230,085.06



CLACKAMAS COUNTY

Fund Revenue Distribution For Period
From 11-18-2019 To 11-24-2019

Table with columns: District, Fund, Account, Description, Year, Period Revenue. Includes data for CITY OF GLADSTONE, Taxes, and Interest across various years from 2001 to 2019.



CLACKAMAS COUNTY

Fund Revenue Distribution For Period From 11-18-2019 To 11-24-2019

District	Fund	Account	Description	Year	Period Revenue
CITY OF HAPPY VALLEY					
	204011	CITY HAPPY VALLEY			
		204011-311100	Taxes	2019	\$1,439,770.45
				2018	\$3,966.75
				2017	\$575.49
				2016	\$621.64
				2015	(\$1.38)
				2014	\$0.42
				2013	\$1.92
				2012	\$8.45
				2011	\$0.37
				2010	\$0.04
				2008	\$0.26
				2006	\$0.32
				2005	\$0.01
		204011-311350	Interest	2019	\$25.76
				2018	\$193.12
				2017	\$69.63
				2016	\$121.14
				2015	(\$0.37)
				2014	\$0.14
				2013	\$0.76
				2012	\$4.05
				2011	\$0.20
				2010	\$0.03
				2008	\$0.20
				2006	\$0.29
				Fund Total:	\$1,445,359.69
				District Total:	\$1,445,359.69



CLACKAMAS COUNTY

Fund Revenue Distribution For Period From 11-18-2019 To 11-24-2019

District	Fund	Account	Description	Year	Period Revenue
CITY OF LAKE OSWEGO					
	204003	CITY LAKE OSWEGO			
		204003-311100	Taxes	2019	\$8,445,334.34
				2018	\$18,785.34
				2017	\$3,622.91
				2016	\$4,173.59
				2015	(\$9.74)
				2014	\$3.19
				2013	\$15.52
				2012	\$72.44
				2011	\$3.17
				2010	\$0.38
				2008	\$2.27
				2006	\$3.50
				2005	\$0.07
				2002	\$0.04
				2001	\$0.13
		204003-311350	Interest	2019	\$151.08
				2018	\$914.53
				2017	\$438.24
				2016	\$813.31
				2015	(\$2.58)
				2014	\$1.05
				2013	\$6.19
				2012	\$34.74
				2011	\$1.75
				2010	\$0.24
				2008	\$1.71
				2006	\$3.17
				2005	\$0.07
				2002	\$0.05
				2001	\$0.17
				Fund Total:	\$8,474,370.87
				District Total:	\$8,474,370.87



CLACKAMAS COUNTY

Fund Revenue Distribution For Period
From 11-18-2019 To 11-24-2019

Table with columns: District, Fund, Account, Description, Year, Period Revenue. Includes data for CITY OF MILWAUKIE, 204004 CITY MILWAUKIE, 204004-311100 Taxes, and 204004-311350 Interest, with a total of \$2,207,783.90.



CLACKAMAS COUNTY

Fund Revenue Distribution For Period

From 11-18-2019 To 11-24-2019

District	Fund	Account	Description	Year	Period Revenue
CITY OF MOLALLA					
	204010	CITY MOLALLA			
		204010-311100	Taxes	2019	\$771,482.32
				2018	\$1,667.79
				2017	\$323.65
				2016	\$367.87
				2015	(\$0.85)
				2014	\$0.27
				2013	\$1.29
				2012	\$5.93
				2011	\$0.26
				2010	\$0.03
				2008	\$0.19
				2006	\$0.28
				2005	\$0.01
				2001	\$0.01
		204010-311350	Interest	2019	\$13.80
				2018	\$81.20
				2017	\$39.15
				2016	\$71.69
				2015	(\$0.23)
				2014	\$0.09
				2013	\$0.52
				2012	\$2.84
				2011	\$0.15
				2010	\$0.02
				2008	\$0.14
				2006	\$0.25
				2005	\$0.01
				2001	\$0.01
				Fund Total:	\$774,058.69
				District Total:	\$774,058.69



CLACKAMAS COUNTY

Fund Revenue Distribution For Period
From 11-18-2019 To 11-24-2019

District	Fund	Account	Description	Year	Period Revenue
CITY OF OREGON CITY					
	204001	CITY OREGON CITY			
		204001-311100	Taxes	2019	\$3,176,360.24
				2018	\$6,985.15
				2017	\$1,337.89
				2016	\$1,548.37
				2015	(\$3.59)
				2014	\$1.16
				2013	\$5.52
				2012	\$23.71
				2011	\$1.03
				2010	\$0.12
				2008	\$0.73
				2006	\$1.31
				2005	\$0.02
				2002	\$0.02
				2001	\$0.05
		204001-311350	Interest	2019	\$56.81
				2018	\$340.06
				2017	\$161.85
				2016	\$301.74
				2015	(\$0.95)
				2014	\$0.38
				2013	\$2.20
				2012	\$11.37
				2011	\$0.57
				2010	\$0.08
				2008	\$0.55
				2006	\$1.19
				2005	\$0.02
				2002	\$0.02
				2001	\$0.06
				Fund Total:	\$3,187,137.68
				District Total:	\$3,187,137.68



CLACKAMAS COUNTY

Fund Revenue Distribution For Period From 11-18-2019 To 11-24-2019

District	Fund	Account	Description	Year	Period Revenue
CITY OF PORTLAND					
	204012	CITY PORTLAND			
		204012-311100	Taxes	2019	\$188,807.11
				2018	\$406.56
				2017	\$77.01
				2016	\$87.95
				2015	(\$0.21)
				2014	\$0.07
				2013	\$0.32
				2012	\$1.43
				2011	\$0.06
				2010	\$0.01
				2008	\$0.05
				2006	\$0.08
		204012-311350	Interest	2019	\$3.38
				2018	\$19.80
				2017	\$9.32
				2016	\$17.14
				2015	(\$0.05)
				2014	\$0.02
				2013	\$0.12
				2012	\$0.68
				2011	\$0.03
				2010	\$0.01
				2008	\$0.04
				2006	\$0.08
				Fund Total:	\$189,431.01
				District Total:	\$189,431.01



CLACKAMAS COUNTY

Fund Revenue Distribution For Period
From 11-18-2019 To 11-24-2019

District	Fund	Account	Description	Year	Period Revenue
CITY OF SANDY					
	204006	CITY SANDY			
		204006-311100	Taxes	2019	\$830,223.41
				2018	\$1,805.82
				2017	\$345.81
				2016	\$391.32
				2015	(\$0.89)
				2014	\$0.28
				2013	\$1.35
				2012	\$6.20
				2011	\$0.27
				2010	\$0.03
				2008	\$0.19
				2006	\$0.27
				2005	\$0.01
				2001	\$0.01
		204006-311350	Interest	2019	\$14.86
				2018	\$87.92
				2017	\$41.82
				2016	\$76.26
				2015	(\$0.24)
				2014	\$0.10
				2013	\$0.54
				2012	\$2.97
				2011	\$0.15
				2010	\$0.02
				2008	\$0.14
				2006	\$0.24
				2001	\$0.01
				Fund Total:	\$832,998.87
				District Total:	\$832,998.87



CLACKAMAS COUNTY

Fund Revenue Distribution For Period
From 11-18-2019 To 11-24-2019


District	Fund	Account	Description	Year	Period Revenue
CITY OF TUALATIN					
	204013	CITY TUALATIN			
		204013-311100	Taxes	2019	\$342,853.07
				2018	\$751.62
				2017	\$123.23
				2016	\$143.27
				2015	(\$0.33)
				2014	\$0.11
				2013	\$0.52
				2012	\$2.41
				2011	\$0.10
				2010	\$0.01
				2008	\$0.08
				2006	\$0.12
		204013-311350	Interest	2019	\$6.14
				2018	\$36.59
				2017	\$14.91
				2016	\$27.91
				2015	(\$0.09)
				2014	\$0.04
				2013	\$0.22
				2012	\$1.15
				2011	\$0.06
				2010	\$0.01
				2008	\$0.06
				2006	\$0.11
				2001	\$0.01
				Fund Total:	\$343,961.33
				District Total:	\$343,961.33



CLACKAMAS COUNTY

Fund Revenue Distribution For Period
From 11-18-2019 To 11-24-2019

Table with columns: District, Fund, Account, Description, Year, Period Revenue. Includes data for CITY OF WEST LINN, CITY WEST LINN, Taxes, and Interest across various years from 2001 to 2019.



CLACKAMAS COUNTY

Fund Revenue Distribution For Period
From 11-18-2019 To 11-24-2019

District	Fund	Account	Description	Year	Period Revenue
CITY OF WILSONVILLE					
	204014	CITY WILSONVILLE			
		204014-311100	Taxes	2019	\$1,683,347.55
				2018	\$3,621.54
				2017	\$689.50
				2016	\$755.80
				2015	(\$1.81)
				2014	\$0.59
				2013	\$2.66
				2012	\$12.17
				2011	\$0.54
				2010	\$0.07
				2008	\$0.39
				2006	\$0.62
				2005	\$0.01
				2002	\$0.01
				2001	\$0.02
		204014-311350	Interest	2019	\$30.11
				2018	\$176.30
				2017	\$83.41
				2016	\$147.28
				2015	(\$0.48)
				2014	\$0.19
				2013	\$1.06
				2012	\$5.84
				2011	\$0.30
				2010	\$0.04
				2008	\$0.29
				2006	\$0.56
				2005	\$0.01
				2002	\$0.01
				2001	\$0.03
				Fund Total:	\$1,688,874.61
				District Total:	\$1,688,874.61



CLACKAMAS COUNTY

Fund Revenue Distribution For Period

From 11-18-2019 To 11-24-2019

District	Fund	Account	Description	Year	Period Revenue
ROAD 19 GOVERNMENT CAMP					
	218067	ROAD DISTRICT 19			
		218067-311100	Taxes	2019	\$19,093.67
				2018	\$42.03
				2017	\$8.04
				2016	\$9.12
				2015	(\$0.02)
				2014	\$0.01
				2013	\$0.02
		218067-311350	Interest	2019	\$0.33
				2018	\$2.05
				2017	\$0.98
				2016	\$1.78
				2015	(\$0.01)
				2013	\$0.02
				Fund Total:	\$19,158.02
				District Total:	\$19,158.02



CLACKAMAS COUNTY

Fund Revenue Distribution For Period
From 11-18-2019 To 11-24-2019

District	Fund	Account	Description	Year	Period Revenue
FIRE 01 CLACKAMAS CO					
	205001	FIRE 001 CLACKAMAS			
		205001-311100	Taxes	2019	\$13,146,625.03
				2018	\$28,905.09
				2017	\$5,577.07
				2016	\$6,274.00
				2015	(\$14.48)
				2014	\$4.64
				2013	\$21.96
				2012	\$102.83
				2011	\$4.53
				2010	\$0.56
				2008	\$3.23
				2006	\$4.28
				2005	\$0.08
				2002	\$0.04
				2001	\$0.15
		205001-311350	Interest	2019	\$235.18
				2018	\$1,407.19
				2017	\$674.62
				2016	\$1,222.64
				2015	(\$3.84)
				2014	\$1.52
				2013	\$8.74
				2012	\$49.31
				2011	\$2.50
				2010	\$0.35
				2008	\$2.43
				2006	\$3.86
				2005	\$0.08
				2002	\$0.06
				2001	\$0.19
				Fund Total:	\$13,191,113.84
				District Total:	\$13,191,113.84



CLACKAMAS COUNTY

Fund Revenue Distribution For Period

From 11-18-2019 To 11-24-2019

District	Fund	Account	Description	Year	Period Revenue
FIRE 02 SILVERTON					
	205009	FIRE 002 SILVERTON			
		205009-311100	Taxes	2019	\$18,603.41
				2018	\$40.55
				2017	\$7.97
				2016	\$9.45
				2015	(\$0.02)
				2014	\$0.01
				2013	\$0.02
				2012	\$0.14
				2006	\$0.01
		205009-311350	Interest	2019	\$0.33
				2018	\$1.97
				2017	\$0.98
				2016	\$1.85
				2015	(\$0.01)
				2013	\$0.02
				2012	\$0.07
				2006	\$0.01
				Fund Total:	\$18,666.76
				District Total:	\$18,666.76



CLACKAMAS COUNTY

Fund Revenue Distribution For Period
From 11-18-2019 To 11-24-2019

District	Fund	Account	Description	Year	Period Revenue
FIRE 57 LAKE GROVE					
	205005	FIRE 057 LAKE GROVE			
		205005-311100	Taxes	2019	\$228,216.55
				2018	\$574.18
				2017	\$110.49
				2016	\$126.48
				2015	(\$0.29)
				2014	\$0.10
				2013	\$0.50
				2012	\$2.32
				2011	\$0.10
				2010	\$0.01
				2008	\$0.07
				2006	\$0.12
		205005-311350	Interest	2019	\$4.08
				2018	\$27.95
				2017	\$13.37
				2016	\$24.65
				2015	(\$0.08)
				2014	\$0.04
				2013	\$0.20
				2012	\$1.12
				2011	\$0.06
				2010	\$0.01
				2008	\$0.05
				2006	\$0.11
				2001	\$0.01
				Fund Total:	\$229,102.20
				District Total:	\$229,102.20



CLACKAMAS COUNTY

Fund Revenue Distribution For Period From 11-18-2019 To 11-24-2019

District	Fund	Account	Description	Year	Period Revenue
FIRE 58 MONITOR					
	205006	FIRE 058 MONITOR			
		205006-311100	Taxes	2019	\$30,131.58
				2018	\$66.78
				2017	\$12.74
				2016	\$14.68
				2015	(\$0.03)
				2014	\$0.01
				2013	\$0.04
				2012	\$0.22
				2011	\$0.03
				2008	\$0.02
				2006	\$0.01
		205006-311350	Interest	2019	\$0.53
				2018	\$3.27
				2017	\$1.54
				2016	\$2.87
				2015	(\$0.01)
				2013	\$0.02
				2012	\$0.11
				2011	\$0.02
				2008	\$0.02
				2006	\$0.01
				Fund Total:	\$30,234.46
				District Total:	\$30,234.46



CLACKAMAS COUNTY

Fund Revenue Distribution For Period From 11-18-2019 To 11-24-2019

District	Fund	Account	Description	Year	Period Revenue
FIRE 60 RIVERDALE					
	205008	FIRE 060 RIVERDALE			
		205008-311100	Taxes	2019	\$42,570.65
				2018	\$95.59
				2017	\$18.22
				2016	\$21.29
				2015	(\$0.05)
				2014	\$0.01
				2013	\$0.08
				2012	\$0.34
				2011	\$0.02
				2008	\$0.01
				2006	\$0.01
		205008-311350	Interest	2019	\$0.76
				2018	\$4.66
				2017	\$2.22
				2016	\$4.14
				2015	(\$0.02)
				2013	\$0.02
				2012	\$0.17
				2011	\$0.01
				2008	\$0.01
				2006	\$0.01
				Fund Total:	\$42,718.15
				District Total:	\$42,718.15



CLACKAMAS COUNTY

Fund Revenue Distribution For Period
From 11-18-2019 To 11-24-2019

District	Fund	Account	Description	Year	Period Revenue
FIRE 62 CANBY					
	205010	FIRE 062 CANBY			
		205010-311100	Taxes	2019	\$1,128,349.78
				2018	\$2,221.95
				2017	\$417.03
				2016	\$472.70
				2015	(\$1.01)
				2014	\$0.33
				2013	\$1.61
				2012	\$7.33
				2011	\$0.32
				2010	\$0.04
				2008	\$0.22
				2006	\$0.34
				2005	\$0.01
				2001	\$0.01
		205010-311350	Interest	2019	\$20.18
				2018	\$108.17
				2017	\$50.44
				2016	\$92.11
				2015	(\$0.27)
				2014	\$0.11
				2013	\$0.64
				2012	\$3.52
				2011	\$0.18
				2010	\$0.02
				2008	\$0.17
				2006	\$0.32
				2005	\$0.01
				2001	\$0.01
				Fund Total:	\$1,131,746.27
				District Total:	\$1,131,746.27



CLACKAMAS COUNTY

Fund Revenue Distribution For Period
From 11-18-2019 To 11-24-2019

District	Fund	Account	Description	Year	Period Revenue
FIRE 63 AURORA					
	205011	FIRE 063 AURORA			
		205011-311100	Taxes	2019	\$116,687.10
				2018	\$191.30
				2017	\$36.28
				2016	\$41.81
				2015	(\$0.09)
				2014	\$0.04
				2013	\$0.14
				2012	\$0.68
				2011	\$0.03
				2008	\$0.02
				2006	\$0.04
		205011-311350	Interest	2019	\$2.10
				2018	\$9.31
				2017	\$4.39
				2016	\$8.14
				2015	(\$0.03)
				2014	\$0.01
				2013	\$0.08
				2012	\$0.33
				2011	\$0.02
				2008	\$0.02
				2006	\$0.03
				Fund Total:	\$116,981.75
				District Total:	\$116,981.75



CLACKAMAS COUNTY

Fund Revenue Distribution For Period
From 11-18-2019 To 11-24-2019

District	Fund	Account	Description	Year	Period Revenue
FIRE 64 TUALATIN					
	205012	FIRE 064 TUALATIN			
		205012-311100	Taxes	2019	\$4,583,535.55
				2018	\$10,176.11
				2017	\$1,949.61
				2016	\$2,224.02
				2015	(\$5.16)
				2014	\$1.49
				2013	\$7.09
				2012	\$32.65
				2011	\$1.45
				2010	\$0.17
				2008	\$0.98
				2006	\$1.48
				2005	\$0.03
				2002	\$0.01
				2001	\$0.03
		205012-311350	Interest	2019	\$82.01
				2018	\$495.41
				2017	\$235.83
				2016	\$433.40
				2015	(\$1.37)
				2014	\$0.49
				2013	\$2.82
				2012	\$15.66
				2011	\$0.80
				2010	\$0.11
				2008	\$0.74
				2006	\$1.34
				2005	\$0.03
				2002	\$0.01
				2001	\$0.04
				Fund Total:	\$4,599,192.83
				District Total:	\$4,599,192.83



CLACKAMAS COUNTY

Fund Revenue Distribution For Period
From 11-18-2019 To 11-24-2019

District	Fund	Account	Description	Year	Period Revenue
FIRE 69 ESTACADA					
	205016	FIRE 069 ESTACADA			
		205016-311100	Taxes	2019	\$691,546.04
				2018	\$1,476.40
				2017	\$281.08
				2016	\$316.62
				2015	(\$0.72)
				2014	\$0.22
				2013	\$1.06
				2012	\$4.88
				2011	\$0.21
				2010	\$0.03
				2008	\$0.15
				2006	\$0.24
				2001	\$0.01
		205016-311350	Interest	2019	\$12.38
				2018	\$71.89
				2017	\$34.00
				2016	\$61.71
				2015	(\$0.19)
				2014	\$0.07
				2013	\$0.42
				2012	\$2.34
				2011	\$0.12
				2010	\$0.02
				2008	\$0.12
				2006	\$0.21
				2001	\$0.01
				Fund Total:	\$693,809.32
				District Total:	\$693,809.32



CLACKAMAS COUNTY

Fund Revenue Distribution For Period From 11-18-2019 To 11-24-2019

District	Fund	Account	Description	Year	Period Revenue
FIRE 70 COLTON					
	205017	FIRE 070 COLTON			
		205017-311100	Taxes	2019	\$98,142.57
				2018	\$213.02
				2017	\$39.35
				2016	\$44.36
				2015	(\$0.09)
				2014	\$0.04
				2013	\$0.14
				2012	\$0.73
				2011	\$0.04
				2008	\$0.03
				2006	\$0.04
		205017-311350	Interest	2019	\$1.74
				2018	\$10.38
				2017	\$4.76
				2016	\$8.64
				2015	(\$0.03)
				2014	\$0.01
				2013	\$0.06
				2012	\$0.35
				2011	\$0.02
				2008	\$0.02
				2006	\$0.04
				Fund Total:	\$98,466.22
				District Total:	\$98,466.22



CLACKAMAS COUNTY

Fund Revenue Distribution For Period
From 11-18-2019 To 11-24-2019

District	Fund	Account	Description	Year	Period Revenue
FIRE 72 SANDY					
	205019	FIRE 072 SANDY			
		205019-311100	Taxes	2019	\$890,165.71
				2018	\$1,938.54
				2017	\$370.01
				2016	\$419.81
				2015	(\$0.97)
				2014	\$0.30
				2013	\$1.47
				2012	\$6.78
				2011	\$0.30
				2010	\$0.04
				2008	\$0.21
				2006	\$0.36
				2005	\$0.01
				2001	\$0.01
		205019-311350	Interest	2019	\$15.93
				2018	\$94.38
				2017	\$44.76
				2016	\$81.82
				2015	(\$0.25)
				2014	\$0.11
				2013	\$0.59
				2012	\$3.26
				2011	\$0.17
				2010	\$0.02
				2008	\$0.16
				2006	\$0.33
				2005	\$0.01
				2001	\$0.02
				Fund Total:	\$893,143.89
				District Total:	\$893,143.89



CLACKAMAS COUNTY

Fund Revenue Distribution For Period
From 11-18-2019 To 11-24-2019

District	Fund	Account	Description	Year	Period Revenue
FIRE 73 MOLALLA					
	205020	FIRE 073 MOLALLA			
		205020-311100	Taxes	2019	\$635,576.16
				2018	\$1,388.05
				2017	\$217.48
				2016	\$253.70
				2015	(\$0.59)
				2014	\$0.18
				2013	\$0.49
				2012	\$2.21
				2011	\$0.10
				2010	\$0.01
				2008	\$0.07
				2006	\$0.11
		205020-311350	Interest	2019	\$11.38
				2018	\$67.58
				2017	\$26.30
				2016	\$49.43
				2015	(\$0.16)
				2014	\$0.06
				2013	\$0.20
				2012	\$1.06
				2011	\$0.05
				2010	\$0.01
				2008	\$0.05
				2006	\$0.09
				Fund Total:	\$637,594.02
				District Total:	\$637,594.02



CLACKAMAS COUNTY

Fund Revenue Distribution For Period
From 11-18-2019 To 11-24-2019

District	Fund	Account	Description	Year	Period Revenue
FIRE 74 HOODLAND					
	205021	FIRE 074 HOODLAND			
		205021-311100	Taxes	2019	\$689,431.78
				2018	\$1,392.63
				2017	\$266.33
				2016	\$304.05
				2015	(\$0.71)
				2014	\$0.23
				2013	\$1.10
				2012	\$5.12
				2011	\$0.22
				2010	\$0.03
				2008	\$0.16
				2006	\$0.25
				2001	\$0.01
		205021-311350	Interest	2019	\$12.34
				2018	\$67.80
				2017	\$32.22
				2016	\$59.24
				2015	(\$0.19)
				2014	\$0.07
				2013	\$0.44
				2012	\$2.46
				2011	\$0.12
				2010	\$0.02
				2008	\$0.12
				2006	\$0.22
				2001	\$0.01
				Fund Total:	\$691,576.07
				District Total:	\$691,576.07



CLACKAMAS COUNTY

Fund Revenue Distribution For Period
From 11-18-2019 To 11-24-2019

District	Fund	Account	Description	Year	Period Revenue
PORT OF PORTLAND					
	236001	PORT OF PORTLAND			
		236001-311100	Taxes	2019	\$805,899.61
				2018	\$1,777.56
				2017	\$340.61
				2016	\$386.71
				2015	(\$0.90)
				2014	\$0.29
				2013	\$1.37
				2012	\$6.37
				2011	\$0.28
				2010	\$0.03
				2008	\$0.20
				2006	\$0.29
				2005	\$0.01
				2001	\$0.01
		236001-311350	Interest	2019	\$14.42
				2018	\$86.52
				2017	\$41.19
				2016	\$75.35
				2015	(\$0.24)
				2014	\$0.10
				2013	\$0.54
				2012	\$3.05
				2011	\$0.15
				2010	\$0.02
				2008	\$0.15
				2006	\$0.28
				2005	\$0.01
				2001	\$0.01
				Fund Total:	\$808,633.99
				District Total:	\$808,633.99



CLACKAMAS COUNTY

Fund Revenue Distribution For Period
From 11-18-2019 To 11-24-2019

District	Fund	Account	Description	Year	Period Revenue
PARK LAKE GROVE					
	217001	PARK LAKE GROVE			
		217001-311100	Taxes	2019	\$50,575.98
				2018	\$112.32
				2017	\$21.70
				2016	\$24.71
				2015	(\$0.05)
				2014	\$0.02
				2013	\$0.08
				2012	\$0.41
				2011	\$0.02
				2008	\$0.01
				2006	\$0.01
		217001-311350	Interest	2019	\$0.91
				2018	\$5.47
				2017	\$2.64
				2016	\$4.82
				2015	(\$0.02)
				2014	\$0.01
				2013	\$0.02
				2012	\$0.20
				2011	\$0.01
				2008	\$0.01
				2006	\$0.01
				Fund Total:	\$50,749.29
				District Total:	\$50,749.29



CLACKAMAS COUNTY

Fund Revenue Distribution For Period
From 11-18-2019 To 11-24-2019

District	Fund	Account	Description	Year	Period Revenue
PARK MOLALLA AQUATIC DISTRICT					
	217010	MOLALLA AQUATIC DISTRICT			
		217010-311100	TAXES	2019	\$126,433.34
				2018	\$277.90
				2017	\$53.02
		217010-311350	INTEREST	2019	\$2.26
				2018	\$13.52
				2017	\$6.41
				Fund Total:	\$126,786.45
				District Total:	\$126,786.45



CLACKAMAS COUNTY

Fund Revenue Distribution For Period From 11-18-2019 To 11-24-2019

District	Fund	Account	Description	Year	Period Revenue
PK TIG/TUALATIN AQUATIC DIST					
	239001	TIG/TUAL AQUATIC DIST			
		239001-311100	Taxes	2019	\$7,166.57
				2018	\$15.47
				2017	\$2.89
				2016	\$3.38
				2015	(\$0.01)
				2012	\$0.05
		239001-311350	Interest	2019	\$0.12
				2018	\$0.73
				2017	\$0.34
				2016	\$0.66
				2012	\$0.03
				Fund Total:	\$7,190.23
				District Total:	\$7,190.23



CLACKAMAS COUNTY

Fund Revenue Distribution For Period
From 11-18-2019 To 11-24-2019

District	Fund	Account	Description	Year	Period Revenue
SCH 0 PORTLAND					
	201001	SCH 001 PORTLAND			
		201001-311100	Taxes	2019	\$92,163.15
				2018	\$203.96
				2017	\$38.84
				2016	\$38.03
				2015	(\$0.09)
				2014	\$0.02
				2013	\$0.14
				2012	\$0.52
				2011	\$0.02
				2008	\$0.02
				2006	\$0.03
		201001-311350	Interest	2019	\$2.58
				2018	\$15.53
				2017	\$7.35
				2016	\$11.58
				2015	(\$0.03)
				2014	\$0.01
				2013	\$0.08
				2012	\$0.38
				2011	\$0.02
				2008	\$0.02
				2006	\$0.03
				Fund Total:	\$92,482.19
				District Total:	\$92,482.19



CLACKAMAS COUNTY

Fund Revenue Distribution For Period
From 11-18-2019 To 11-24-2019

District	Fund	Account	Description	Year	Period Revenue
SCH 108 ESTACADA					
	201025	SCH 108 ESTACADA			
		201025-311100	Taxes	2019	\$2,098,842.51
				2018	\$4,571.47
				2017	\$828.29
				2016	\$1,011.79
				2015	(\$2.23)
				2014	\$0.76
				2013	\$3.20
				2012	\$15.51
				2011	\$0.70
				2010	\$0.09
				2008	\$0.50
				2006	\$0.78
				2005	\$0.02
				2002	\$0.01
				2001	\$0.04
		201025-311350	Interest	2019	\$58.69
				2018	\$347.86
				2017	\$156.60
				2016	\$308.18
				2015	(\$0.93)
				2014	\$0.39
				2013	\$2.00
				2012	\$11.63
				2011	\$0.60
				2010	\$0.08
				2008	\$0.59
				2006	\$1.11
				2005	\$0.02
				2002	\$0.02
				2001	\$0.08
				Fund Total:	\$2,106,160.36
				District Total:	\$2,106,160.36



CLACKAMAS COUNTY

Fund Revenue Distribution For Period
From 11-18-2019 To 11-24-2019

District	Fund	Account	Description	Year	Period Revenue
SCH 115 GLADSTONE					
	201026	SCH 115 GLADSTONE			
		201026-311100	Taxes	2019	\$1,972,503.55
				2018	\$4,394.70
				2017	\$843.20
				2016	\$954.62
				2015	(\$2.22)
				2014	\$0.72
				2013	\$3.38
				2012	\$15.51
				2011	\$0.70
				2010	\$0.08
				2008	\$0.49
				2006	\$0.58
				2005	\$0.01
				2002	\$0.01
				2001	\$0.02
		201026-311350	Interest	2019	\$55.15
				2018	\$334.40
				2017	\$159.42
				2016	\$290.76
				2015	(\$0.92)
				2014	\$0.37
				2013	\$2.10
				2012	\$11.62
				2011	\$0.60
				2010	\$0.08
				2008	\$0.57
				2006	\$0.82
				2005	\$0.02
				2002	\$0.01
				2001	\$0.05
				Fund Total:	\$1,979,570.40
				District Total:	\$1,979,570.40



CLACKAMAS COUNTY

Fund Revenue Distribution For Period
From 11-18-2019 To 11-24-2019

District	Fund	Account	Description	Year	Period Revenue
SCH 12 N CLACKAMAS					
	201004	SCH 012 N CLACKAMAS			
		201004-311100	Taxes	2019	\$28,259,013.57
				2018	\$52,938.68
				2017	\$10,106.50
				2016	\$11,467.96
				2015	(\$26.18)
				2014	\$8.12
				2013	\$38.54
				2012	\$183.41
				2011	\$8.70
				2010	\$1.03
				2008	\$5.70
				2006	\$7.62
				2005	\$0.19
				2002	\$0.15
				2001	\$0.35
		201004-311350	Interest	2019	\$790.16
				2018	\$4,028.17
				2017	\$1,910.72
				2016	\$3,492.86
				2015	(\$10.91)
				2014	\$4.07
				2013	\$23.80
				2012	\$137.44
				2011	\$7.45
				2010	\$0.97
				2008	\$6.66
				2006	\$10.54
				2005	\$0.22
				2002	\$0.17
				2001	\$0.57
				Fund Total:	\$28,344,157.23
				District Total:	\$28,344,157.23



CLACKAMAS COUNTY

Fund Revenue Distribution For Period
From 11-18-2019 To 11-24-2019

District	Fund	Account	Description	Year	Period Revenue
SCH 26 GRESHM/BARLOW					
	201014	SCH 026 GRESHAM/BARLOW			
		201014-311100	Taxes	2019	\$1,897,286.46
				2018	\$4,110.55
				2017	\$781.23
				2016	\$688.97
				2015	(\$1.62)
				2014	\$0.53
				2013	\$2.46
				2012	\$11.51
				2011	\$0.56
				2010	\$0.07
				2008	\$0.41
				2006	\$0.66
				2005	\$0.01
				2002	\$0.01
				2001	\$0.03
		201014-311350	Interest	2019	\$53.06
				2018	\$312.78
				2017	\$147.69
				2016	\$209.86
				2015	(\$0.67)
				2014	\$0.27
				2013	\$1.53
				2012	\$8.64
				2011	\$0.47
				2010	\$0.07
				2008	\$0.48
				2006	\$0.94
				2005	\$0.02
				2002	\$0.02
				2001	\$0.05
				Fund Total:	\$1,903,617.05
				District Total:	\$1,903,617.05



CLACKAMAS COUNTY

Fund Revenue Distribution For Period
From 11-18-2019 To 11-24-2019

Table with columns: District, Fund, Account, Description, Year, Period Revenue. Rows include SCH 3 WLINN/WILS, SCH 003 WLINN/WILSONVILLE, Taxes, and Interest for various years from 2001 to 2019, ending with Fund Total and District Total.



CLACKAMAS COUNTY

Fund Revenue Distribution For Period
From 11-18-2019 To 11-24-2019

District	Fund	Account	Description	Year	Period Revenue
SCH 302 CENTENNIAL					
	201030	SCH 302 CENTENNIAL			
		201030-311100	Taxes	2019	\$314,646.34
				2018	\$666.60
				2017	\$121.49
				2016	\$135.69
				2015	(\$0.30)
				2014	\$0.10
				2013	\$0.44
				2012	\$2.08
				2011	\$0.10
				2010	\$0.01
				2008	\$0.08
				2006	\$0.13
				2001	\$0.01
		201030-311350	Interest	2019	\$8.79
				2018	\$50.72
				2017	\$22.96
				2016	\$41.33
				2015	(\$0.12)
				2014	\$0.05
				2013	\$0.28
				2012	\$1.55
				2011	\$0.09
				2010	\$0.01
				2008	\$0.09
				2006	\$0.18
				2001	\$0.01
				Fund Total:	\$315,698.71
				District Total:	\$315,698.71



CLACKAMAS COUNTY

Fund Revenue Distribution For Period
From 11-18-2019 To 11-24-2019

District	Fund	Account	Description	Year	Period Revenue
SCH 304 TIGRD/TUAL					
	201031	SCH 304 TIGARD/TUALATIN			
		201031-311100	Taxes	2019	\$605,459.19
				2018	\$1,304.37
				2017	\$235.81
				2016	\$262.33
				2015	(\$0.60)
				2014	\$0.18
				2013	\$0.86
				2012	\$3.78
				2011	\$0.17
				2010	\$0.02
				2008	\$0.16
				2006	\$0.23
				2001	\$0.01
		201031-311350	Interest	2019	\$16.92
				2018	\$99.26
				2017	\$44.59
				2016	\$79.91
				2015	(\$0.24)
				2014	\$0.10
				2013	\$0.54
				2012	\$2.83
				2011	\$0.15
				2010	\$0.02
				2008	\$0.19
				2006	\$0.33
				2005	\$0.01
				2001	\$0.01
				Fund Total:	\$607,511.13
				District Total:	\$607,511.13



CLACKAMAS COUNTY

Fund Revenue Distribution For Period
From 11-18-2019 To 11-24-2019

District	Fund	Account	Description	Year	Period Revenue
SCH 305 SHERWOOD					
	201032	SCH 305 SHERWOOD			
		201032-311100	Taxes	2019	\$541,632.73
				2018	\$1,296.83
				2017	\$248.47
				2016	\$264.63
				2015	(\$0.62)
				2014	\$0.19
				2013	\$0.96
				2012	\$4.51
				2011	\$0.20
				2010	\$0.02
				2008	\$0.14
				2006	\$0.17
				2001	\$0.01
		201032-311350	Interest	2019	\$15.15
				2018	\$98.67
				2017	\$46.98
				2016	\$80.61
				2015	(\$0.25)
				2014	\$0.11
				2013	\$0.59
				2012	\$3.38
				2011	\$0.17
				2010	\$0.02
				2008	\$0.16
				2006	\$0.25
				2005	\$0.01
				2001	\$0.01
				Fund Total:	\$543,694.10
				District Total:	\$543,694.10



CLACKAMAS COUNTY

Fund Revenue Distribution For Period
From 11-18-2019 To 11-24-2019

District	Fund	Account	Description	Year	Period Revenue
SCH 306 NEWBERG					
	201033	SCH 306 NEWBERG			
		201033-311100	Taxes	2019	\$95,680.55
				2018	\$237.40
				2017	\$58.72
				2016	\$67.74
				2015	(\$0.17)
				2014	\$0.05
				2013	\$0.22
				2012	\$1.09
				2011	\$0.05
				2010	\$0.01
				2008	\$0.04
				2006	\$0.05
		201033-311350	Interest	2019	\$2.67
				2018	\$18.06
				2017	\$11.11
				2016	\$20.63
				2015	(\$0.07)
				2014	\$0.02
				2013	\$0.14
				2012	\$0.83
				2011	\$0.04
				2010	\$0.01
				2008	\$0.05
				2006	\$0.08
				Fund Total:	\$96,099.32
				District Total:	\$96,099.32



CLACKAMAS COUNTY

Fund Revenue Distribution For Period From 11-18-2019 To 11-24-2019

District	Fund	Account	Description	Year	Period Revenue
SCH 315 RIVERDALE					
	201035	SCH 315 RIVERDALE			
		201035-311100	Taxes	2019	\$53,891.36
				2018	\$123.79
				2017	\$24.35
				2016	\$27.99
				2015	(\$0.06)
				2014	\$0.02
				2013	\$0.10
				2012	\$0.51
				2011	\$0.02
				2008	\$0.01
				2006	\$0.02
		201035-311350	Interest	2019	\$1.50
				2018	\$9.43
				2017	\$4.60
				2016	\$8.53
				2015	(\$0.03)
				2014	\$0.01
				2013	\$0.08
				2012	\$0.38
				2011	\$0.02
				2008	\$0.01
				2006	\$0.03
				Fund Total:	\$54,092.67
				District Total:	\$54,092.67



CLACKAMAS COUNTY

Fund Revenue Distribution For Period
From 11-18-2019 To 11-24-2019

District	Fund	Account	Description	Year	Period Revenue
SCH 35 MOLALLA RIVER					
	201010	SCH 035 MOLALLA RIVER			
		201010-311100	Taxes	2019	\$2,026,858.91
				2018	\$4,451.18
				2017	\$849.43
				2016	\$983.48
				2015	(\$2.25)
				2014	\$0.71
				2013	\$3.32
				2012	\$16.10
				2011	\$0.73
				2010	\$0.10
				2008	\$0.63
				2006	\$0.96
				2005	\$0.02
				2002	\$0.01
				2001	\$0.04
		201010-311350	Interest	2019	\$56.67
				2018	\$338.69
				2017	\$160.59
				2016	\$299.56
				2015	(\$0.93)
				2014	\$0.37
				2013	\$2.07
				2012	\$12.06
				2011	\$0.62
				2010	\$0.10
				2008	\$0.73
				2006	\$1.36
				2005	\$0.03
				2002	\$0.02
				2001	\$0.07
				Fund Total:	\$2,034,035.38
				District Total:	\$2,034,035.38



CLACKAMAS COUNTY

Fund Revenue Distribution For Period
From 11-18-2019 To 11-24-2019

District	Fund	Account	Description	Year	Period Revenue
SCH 46 OREGON TRAIL					
	201041	SCH 046 OREGON TRAIL			
		201041-311100	Taxes	2019	\$5,375,392.88
				2018	\$11,825.99
				2017	\$2,284.66
				2016	\$2,601.73
				2015	(\$6.04)
				2014	\$1.96
				2013	\$9.27
				2012	\$43.40
				2011	\$1.90
				2010	\$0.23
				2008	\$0.91
				2006	\$1.37
				2005	\$0.03
				2002	\$0.02
				2001	\$0.05
		201041-311350	Interest	2019	\$150.29
				2018	\$899.86
				2017	\$431.93
				2016	\$792.43
				2015	(\$2.50)
				2014	\$1.00
				2013	\$5.77
				2012	\$32.53
				2011	\$1.64
				2010	\$0.23
				2008	\$1.07
				2006	\$1.94
				2005	\$0.04
				2002	\$0.03
				2001	\$0.11
				Fund Total:	\$5,394,474.73
				District Total:	\$5,394,474.73



CLACKAMAS COUNTY

Fund Revenue Distribution For Period
From 11-18-2019 To 11-24-2019

District	Fund	Account	Description	Year	Period Revenue
SCH 53 COLTON					
	201015	SCH 053 COLTON			
		201015-311100	Taxes	2019	\$486,209.25
				2018	\$1,074.01
				2017	\$202.18
				2016	\$228.94
				2015	(\$0.53)
				2014	\$0.14
				2013	\$0.66
				2012	\$3.25
				2011	\$0.14
				2010	\$0.02
				2008	\$0.11
				2006	\$0.17
				2001	\$0.01
		201015-311350	Interest	2019	\$13.59
				2018	\$81.73
				2017	\$38.22
				2016	\$69.73
				2015	(\$0.22)
				2014	\$0.07
				2013	\$0.42
				2012	\$2.44
				2011	\$0.13
				2010	\$0.02
				2008	\$0.13
				2006	\$0.25
				2005	\$0.01
				2002	\$0.01
				2001	\$0.02
				Fund Total:	\$487,924.90
				District Total:	\$487,924.90



CLACKAMAS COUNTY

Fund Revenue Distribution For Period
From 11-18-2019 To 11-24-2019


District	Fund	Account	Description	Year	Period Revenue
SCH 62 OREGON CITY					
	201016	SCH 062 OREGON CITY			
		201016-311100	Taxes	2019	\$8,108,624.10
				2018	\$17,284.93
				2017	\$3,378.64
				2016	\$3,983.48
				2015	(\$9.27)
				2014	\$3.00
				2013	\$13.93
				2012	\$63.77
				2011	\$2.85
				2010	\$0.35
				2008	\$2.07
				2006	\$3.12
				2005	\$0.06
				2002	\$0.04
				2001	\$0.12
		201016-311350	Interest	2019	\$226.75
				2018	\$1,315.24
				2017	\$638.77
				2016	\$1,213.31
				2015	(\$3.84)
				2014	\$1.53
				2013	\$8.67
				2012	\$47.79
				2011	\$2.46
				2010	\$0.34
				2008	\$2.43
				2006	\$4.40
				2005	\$0.09
				2002	\$0.07
				2001	\$0.24
				Fund Total:	\$8,136,809.44
				District Total:	\$8,136,809.44



CLACKAMAS COUNTY

Fund Revenue Distribution For Period
From 11-18-2019 To 11-24-2019


District	Fund	Account	Description	Year	Period Revenue
SCH 67 SILVER FALLS					
	201017	SCH 067 SILVER FALLS			
		201017-311100	Taxes	2019	\$263,034.11
				2018	\$579.08
				2017	\$113.24
				2016	\$134.19
				2015	(\$0.28)
				2014	\$0.10
				2013	\$0.44
				2012	\$2.41
				2011	\$0.11
				2010	\$0.01
				2008	\$0.08
				2006	\$0.09
		201017-311350	Interest	2019	\$7.36
				2018	\$44.05
				2017	\$21.41
				2016	\$40.86
				2015	(\$0.12)
				2014	\$0.05
				2013	\$0.28
				2012	\$1.80
				2011	\$0.10
				2010	\$0.01
				2008	\$0.09
				2006	\$0.12
				2001	\$0.01
				Fund Total:	\$263,979.60
				District Total:	\$263,979.60



CLACKAMAS COUNTY

Fund Revenue Distribution For Period
From 11-18-2019 To 11-24-2019

District	Fund	Account	Description	Year	Period Revenue
SCH 7 LAKE OSWEGO					
	201003	SCH 007 LAKE OSWEGO			
		201003-311100	Taxes	2019	\$15,103,416.60
				2018	\$32,592.68
				2017	\$6,281.45
				2016	\$6,101.51
				2015	(\$13.94)
				2014	\$4.44
				2013	\$20.54
				2012	\$96.00
				2011	\$4.29
				2010	\$0.54
				2008	\$3.26
				2006	\$4.91
				2005	\$0.10
				2002	\$0.06
				2001	\$0.20
		201003-311350	Interest	2019	\$422.30
				2018	\$2,480.01
				2017	\$1,187.58
				2016	\$1,858.43
				2015	(\$5.78)
				2014	\$2.28
				2013	\$12.78
				2012	\$71.95
				2011	\$3.70
				2010	\$0.53
				2008	\$3.84
				2006	\$6.94
				2005	\$0.15
				2002	\$0.11
				2001	\$0.39
				Fund Total:	\$15,154,557.85
				District Total:	\$15,154,557.85



CLACKAMAS COUNTY

Fund Revenue Distribution For Period
From 11-18-2019 To 11-24-2019

District	Fund	Account	Description	Year	Period Revenue
SCH 86 CANBY					
	201043	SCH 086 CANBY			
		201043-311100	Taxes	2019	\$4,945,596.45
				2018	\$11,461.89
				2017	\$2,195.59
				2016	\$2,515.61
				2015	(\$5.85)
				2014	\$1.93
				2013	\$9.18
				2012	\$41.25
				2011	\$1.86
				2010	\$0.23
				2008	\$1.30
				2006	\$2.10
				2005	\$0.04
				2002	\$0.03
				2001	\$0.09
		201043-311350	Interest	2019	\$138.28
				2018	\$872.16
				2017	\$415.11
				2016	\$766.21
				2015	(\$2.43)
				2014	\$0.98
				2013	\$5.72
				2012	\$30.93
				2011	\$1.60
				2010	\$0.23
				2008	\$1.52
				2006	\$2.96
				2005	\$0.07
				2002	\$0.05
				2001	\$0.18
				Fund Total:	\$4,964,055.27
				District Total:	\$4,964,055.27



CLACKAMAS COUNTY

Fund Revenue Distribution For Period
From 11-18-2019 To 11-24-2019

District	Fund	Account	Description	Year	Period Revenue
CEMETERY ESTACADA					
	215001	CEMETERY ESTACADA			
		215001-311100	Taxes	2019	\$20,186.33
				2018	\$43.40
				2017	\$8.25
				2016	\$9.34
				2015	(\$0.02)
				2014	\$0.01
				2013	\$0.08
				2012	\$0.28
				2011	\$0.02
				2008	\$0.01
				2006	\$0.01
		215001-311350	Interest	2019	\$0.35
				2018	\$2.11
				2017	\$1.01
				2016	\$1.83
				2015	(\$0.01)
				2013	\$0.02
				2012	\$0.13
				2011	\$0.01
				2008	\$0.01
				2006	\$0.01
				Fund Total:	\$20,253.18
				District Total:	\$20,253.18



CLACKAMAS COUNTY

Fund Revenue Distribution For Period
From 11-18-2019 To 11-24-2019

District	Fund	Account	Description	Year	Period Revenue
SRV 5 CLACKAMAS CO					
	240020	SP CO SERVICE 5 LIGHTING			
		240020-311100	Taxes	2019	\$504,405.96
				2018	\$1,113.17
				2017	\$223.37
				2016	\$266.02
				2015	(\$0.62)
				2014	\$0.19
				2013	\$0.88
				2012	\$4.46
				2011	\$0.19
				2010	\$0.02
				2008	\$0.14
				2006	\$0.23
				2001	\$0.01
		240020-311350	Interest	2019	\$14.10
				2018	\$84.71
				2017	\$42.23
				2016	\$81.03
				2015	(\$0.25)
				2014	\$0.10
				2013	\$0.56
				2012	\$3.34
				2011	\$0.16
				2010	\$0.02
				2008	\$0.17
				2006	\$0.32
				2005	\$0.01
				2001	\$0.01
				Fund Total:	\$506,240.53
				District Total:	\$506,240.53



CLACKAMAS COUNTY

Fund Revenue Distribution For Period
From 11-18-2019 To 11-24-2019


District	Fund	Account	Description	Year	Period Revenue
COMM COLLEGE CLACK					
	202002	COM COLLEGE CLACKAMAS			
		202002-311100	Taxes	2019	\$6,226,196.60
				2018	\$13,931.54
				2017	\$2,671.22
				2016	\$3,018.06
				2015	(\$6.95)
				2014	\$2.12
				2013	\$9.83
				2012	\$46.51
				2011	\$2.02
				2010	\$0.26
				2008	\$1.59
				2006	\$2.36
				2005	\$0.05
				2002	\$0.03
				2001	\$0.10
		202002-311350	Interest	2019	\$174.09
				2018	\$1,060.05
				2017	\$505.03
				2016	\$919.26
				2015	(\$2.89)
				2014	\$1.09
				2013	\$6.11
				2012	\$34.86
				2011	\$1.74
				2010	\$0.25
				2008	\$1.87
				2006	\$3.33
				2005	\$0.07
				2002	\$0.05
				2001	\$0.20
				Fund Total:	\$6,248,580.45
				District Total:	\$6,248,580.45



CLACKAMAS COUNTY

Fund Revenue Distribution For Period
From 11-18-2019 To 11-24-2019


District	Fund	Account	Description	Year	Period Revenue
COMM COLLEGE MT HOOD					
	202001	COM COLLEGE MT HOOD			
		202001-311100	Taxes	2019	\$539,889.05
				2018	\$1,184.22
				2017	\$226.16
				2016	\$257.33
				2015	(\$0.60)
				2014	\$0.19
				2013	\$0.88
				2012	\$4.18
				2011	\$0.18
				2010	\$0.02
				2008	\$0.13
				2006	\$0.20
				2001	\$0.01
		202001-311350	Interest	2019	\$15.11
				2018	\$90.08
				2017	\$42.77
				2016	\$78.38
				2015	(\$0.24)
				2014	\$0.10
				2013	\$0.56
				2012	\$3.14
				2011	\$0.16
				2010	\$0.02
				2008	\$0.16
				2006	\$0.29
				2005	\$0.01
				2001	\$0.02
				Fund Total:	\$541,792.51
				District Total:	\$541,792.51



CLACKAMAS COUNTY

Fund Revenue Distribution For Period
From 11-18-2019 To 11-24-2019

Table with columns: District, Fund, Account, Description, Year, Period Revenue. Rows include data for COM COLLEGE PORTLAND, 202003, 202003-311100 (Taxes), and 202003-311350 (Interest) across years 2001-2019.



CLACKAMAS COUNTY

Fund Revenue Distribution For Period
From 11-18-2019 To 11-24-2019


District	Fund	Account	Description	Year	Period Revenue
PARK NORTH CLACKAMAS					
	260006	PARK N CLACKAMAS			
		260006-311100	Taxes	2019	\$1,808,065.61
				2018	\$3,178.61
				2017	\$765.21
				2016	\$866.48
				2015	(\$1.99)
				2014	\$0.64
				2013	\$3.06
				2012	\$14.35
				2011	\$0.64
				2010	\$0.08
				2008	\$0.45
				2006	\$0.67
				2005	\$0.01
				2002	\$0.01
				2001	\$0.02
		260006-311350	Interest	2019	\$50.56
				2018	\$241.88
				2017	\$144.67
				2016	\$263.92
				2015	(\$0.83)
				2014	\$0.33
				2013	\$1.90
				2012	\$10.76
				2011	\$0.54
				2010	\$0.08
				2008	\$0.53
				2006	\$0.95
				2005	\$0.02
				2002	\$0.01
				2001	\$0.05
				Fund Total:	\$1,813,609.22
				District Total:	\$1,813,609.22



CLACKAMAS COUNTY

Fund Revenue Distribution For Period
From 11-18-2019 To 11-24-2019

District	Fund	Account	Description	Year	Period Revenue
SRV WATER ENVIRONMENT SERVICES					
	240052	SP WATER ENVIRONMENT SERVICES			
		240052-311100	TAXES	2019	\$172,829.24
				2018	\$416.60
				2017	\$79.16
				2016	\$98.04
				2015	(\$0.22)
				2014	\$0.07
				2013	\$0.44
				2012	\$1.93
				2011	\$0.08
				2010	\$0.01
				2008	\$0.03
				2006	\$0.05
				2001	\$0.01
		240052-311350	INTEREST	2019	\$4.83
				2018	\$31.69
				2017	\$14.97
				2016	\$29.86
				2015	(\$0.09)
				2014	\$0.04
				2013	\$0.27
				2012	\$1.45
				2011	\$0.07
				2010	\$0.01
				2008	\$0.03
				2006	\$0.08
				2001	\$0.02
				Fund Total:	\$173,508.67
				District Total:	\$173,508.67



CLACKAMAS COUNTY

Fund Revenue Distribution For Period
From 11-18-2019 To 11-24-2019

District	Fund	Account	Description	Year	Period Revenue
UR CLACKAMAS COUNTY					
	250010	URA CLACKAMAS COUNTY			
		250010-311100	Taxes	2019	\$811,753.67
				2018	\$1,725.82
				2017	\$327.24
				2016	\$345.20
				2015	(\$0.71)
				2014	\$0.19
				2013	\$0.84
				2012	\$3.51
				2011	\$0.15
				2010	\$0.02
				2008	\$0.09
				2006	\$0.13
				2001	\$0.01
		250010-311350	Interest	2019	\$22.69
				2018	\$131.31
				2017	\$61.87
				2016	\$105.15
				2015	(\$0.30)
				2014	\$0.11
				2013	\$0.52
				2012	\$2.64
				2011	\$0.13
				2010	\$0.02
				2008	\$0.11
				2006	\$0.18
				2001	\$0.01
				Fund Total:	\$814,480.60
				District Total:	\$814,480.60



CLACKAMAS COUNTY

Fund Revenue Distribution For Period
From 11-18-2019 To 11-24-2019

District	Fund	Account	Description	Year	Period Revenue
ESD CLACKAMAS COUNTY					
	203000	ESD CLACKAMAS CO			
		203000-311100	Taxes	2019	\$4,009,558.79
				2018	\$8,841.34
				2017	\$1,694.08
				2016	\$1,921.08
				2015	(\$4.41)
				2014	\$1.41
				2013	\$6.59
				2012	\$30.81
				2011	\$1.39
				2010	\$0.17
				2008	\$0.99
				2006	\$1.51
				2005	\$0.03
				2002	\$0.02
				2001	\$0.06
		203000-311350	Interest	2019	\$112.10
				2018	\$672.74
				2017	\$320.28
				2016	\$585.13
				2015	(\$1.83)
				2014	\$0.73
				2013	\$4.10
				2012	\$23.10
				2011	\$1.19
				2010	\$0.17
				2008	\$1.17
				2006	\$2.13
				2005	\$0.04
				2002	\$0.03
				2001	\$0.11
				Fund Total:	\$4,023,775.05
				District Total:	\$4,023,775.05



CLACKAMAS COUNTY

Fund Revenue Distribution For Period
From 11-18-2019 To 11-24-2019

District	Fund	Account	Description	Year	Period Revenue
ESD JEFFERSON COUNTY					
	203050	ESD JEFFERSON CO 203050-311100	Taxes	2019	\$3.07
				Fund Total:	\$3.07
				District Total:	\$3.07



CLACKAMAS COUNTY

Fund Revenue Distribution For Period
From 11-18-2019 To 11-24-2019

District	Fund	Account	Description	Year	Period Revenue
ESD MULTNOMAH COUNTY					
	203002	ESD MULTNOMAH CO			
		203002-311100	Taxes	2019	\$149,111.21
				2018	\$326.80
				2017	\$62.64
				2016	\$71.37
				2015	(\$0.16)
				2014	\$0.05
				2013	\$0.24
				2012	\$1.15
				2011	\$0.06
				2010	\$0.01
				2008	\$0.04
				2006	\$0.05
		203002-311350	Interest	2019	\$4.17
				2018	\$24.85
				2017	\$11.83
				2016	\$21.74
				2015	(\$0.07)
				2014	\$0.02
				2013	\$0.15
				2012	\$0.86
				2011	\$0.04
				2010	\$0.01
				2008	\$0.04
				2006	\$0.08
				Fund Total:	\$149,637.18
				District Total:	\$149,637.18



CLACKAMAS COUNTY

Fund Revenue Distribution For Period
From 11-18-2019 To 11-24-2019

District	Fund	Account	Description	Year	Period Revenue
ESD NW REGIONAL					
	203003	ESD NORTHWEST REGIONAL			
		203003-311100	Taxes	2019	\$21,613.59
				2018	\$48.41
				2017	\$9.05
				2016	\$10.40
				2015	(\$0.03)
				2014	\$0.01
				2013	\$0.02
				2012	\$0.17
				2008	\$0.01
				2006	\$0.01
		203003-311350	Interest	2019	\$0.60
				2018	\$3.68
				2017	\$1.71
				2016	\$3.16
				2015	(\$0.01)
				2013	\$0.02
				2012	\$0.12
				2011	\$0.01
				2008	\$0.01
				2006	\$0.01
				Fund Total:	\$21,690.95
				District Total:	\$21,690.95



CLACKAMAS COUNTY

Fund Revenue Distribution For Period
From 11-18-2019 To 11-24-2019

District	Fund	Account	Description	Year	Period Revenue
ESD WILLAMETTE					
	203001	ESD WILLAMETTE REGIONAL			
		203001-311100	Taxes	2019	\$16,962.82
				2018	\$37.42
				2017	\$7.20
				2016	\$8.41
				2015	(\$0.02)
				2013	\$0.02
				2012	\$0.13
		203001-311350	Interest	2019	\$0.47
				2018	\$2.83
				2017	\$1.37
				2016	\$2.56
				2015	(\$0.01)
				2013	\$0.02
				2012	\$0.10
				2011	\$0.01
				2006	\$0.01
				Fund Total:	\$17,023.34
				District Total:	\$17,023.34



CLACKAMAS COUNTY

Fund Revenue Distribution For Period
From 11-18-2019 To 11-24-2019


District	Fund	Account	Description	Year	Period Revenue
LIGHTING MONITOR					
	207004	SP MONITOR LIGHTING			
		207004-311100	Taxes	2019	\$18.12
				2018	\$0.04
				2016	\$0.01
				Fund Total:	\$18.17
				District Total:	\$18.17



CLACKAMAS COUNTY

Fund Revenue Distribution For Period
From 11-18-2019 To 11-24-2019


District	Fund	Account	Description	Year	Period Revenue
STATE OF OREGON, MF DWELLING PKS COM REL					
	232001	SP MFG DWELLING ASMT			
		232001-311100	Taxes	2019	\$10,178.61
				2018	\$23.58
				2017	\$4.55
				2016	\$5.10
				2015	(\$0.01)
				2013	\$0.02
				2012	\$0.10
		232001-311350	Interest	2019	\$0.19
				2018	\$1.13
				2017	\$0.54
				2016	\$1.00
				2012	\$0.05
				Fund Total:	\$10,214.86
				District Total:	\$10,214.86



CLACKAMAS COUNTY

Fund Revenue Distribution For Period
From 11-18-2019 To 11-24-2019

District	Fund	Account	Description	Year	Period Revenue
STATE OF OREGON, FIRE PATROL SURCHARGE					
	234001	SP FIRE PATROL SURCHARGE			
		234001-311100	Taxes	2019	\$115,505.38
				2018	\$265.10
				2017	\$52.98
				2016	\$62.83
				2015	(\$0.15)
				2014	\$0.05
				2013	\$0.24
				2012	\$1.21
				2011	\$0.06
				2010	\$0.01
				2008	\$0.06
				2006	\$0.05
		234001-311350	Interest	2019	\$2.07
				2018	\$12.91
				2017	\$6.41
				2016	\$12.24
				2015	(\$0.04)
				2014	\$0.01
				2013	\$0.10
				2012	\$0.58
				2011	\$0.03
				2008	\$0.05
				2006	\$0.05
				Fund Total:	\$115,922.23
				District Total:	\$115,922.23



CLACKAMAS COUNTY

Fund Revenue Distribution For Period
From 11-18-2019 To 11-24-2019


District	Fund	Account	Description	Year	Period Revenue
STATE OF OREGON, FIRE PATROL TAX					
	235001	SP FIRE PATROL TAX			
		235001-311100	Taxes	2019	\$133,080.20
				2018	\$261.65
				2017	\$54.62
				2016	\$64.98
				2015	(\$0.16)
				2014	\$0.05
				2013	\$0.22
				2012	\$1.16
				2011	\$0.05
				2010	\$0.01
				2008	\$0.04
				2006	\$0.06
		235001-311350	Interest	2019	\$2.39
				2018	\$12.72
				2017	\$6.60
				2016	\$12.67
				2015	(\$0.04)
				2014	\$0.01
				2013	\$0.10
				2012	\$0.56
				2011	\$0.03
				2008	\$0.03
				2006	\$0.05
				Fund Total:	\$133,498.00
				District Total:	\$133,498.00



CLACKAMAS COUNTY

Fund Revenue Distribution For Period
From 11-18-2019 To 11-24-2019


District	Fund	Account	Description	Year	Period Revenue
SAN 2 GOVT CAMP					
	208002	SAN 002 GOVERNMENT CAMP			
		208002-311100	Taxes	2019	\$14,426.28
				2018	\$32.65
				2017	\$6.14
				2016	\$7.00
				2015	(\$0.02)
				2013	\$0.02
				2012	\$0.12
				2008	\$0.01
				2006	\$0.01
		208002-311350	Interest	2019	\$0.25
				2018	\$1.59
				2017	\$0.75
				2016	\$1.37
				2015	(\$0.01)
				2012	\$0.06
				2006	\$0.01
				Fund Total:	\$14,476.23
				District Total:	\$14,476.23



CLACKAMAS COUNTY

Fund Revenue Distribution For Period
From 11-18-2019 To 11-24-2019

District	Fund	Account	Description	Year	Period Revenue
SRV 5 DNTH RIVERDALE					
	224001	SERVICE 005 DNTH RV			
		224001-311100	Taxes	2019	\$7,674.07
				2018	\$15.30
				2017	\$2.47
				2016	\$2.94
				2015	(\$0.01)
				2012	\$0.07
		224001-311350	Interest	2019	\$0.13
				2018	\$0.73
				2017	\$0.29
				2016	\$0.57
				2012	\$0.03
				Fund Total:	\$7,696.59
				District Total:	\$7,696.59



CLACKAMAS COUNTY

Fund Revenue Distribution For Period
From 11-18-2019 To 11-24-2019

District	Fund	Account	Description	Year	Period Revenue
CLACKAMAS SOIL AND WATER CONSERVATION					
	240010	SOILS AND WATER CONS CLACKAMAS			
		240010-311100	Taxes	2019	\$574,407.04
				2018	\$1,267.02
				2017	\$242.69
				2016	\$275.50
				2015	(\$0.64)
				2014	\$0.20
				2013	\$0.96
				2012	\$4.45
				2011	\$0.18
				2010	\$0.02
				2008	\$0.14
		240010-311350	Interest	2019	\$10.27
				2018	\$61.68
				2017	\$29.37
				2016	\$53.70
				2015	(\$0.17)
				2014	\$0.07
				2013	\$0.37
				2012	\$2.13
				2011	\$0.10
				2010	\$0.01
				2008	\$0.11
				Fund Total:	\$576,355.20
				District Total:	\$576,355.20



CLACKAMAS COUNTY

Fund Revenue Distribution For Period
From 11-18-2019 To 11-24-2019

District	Fund	Account	Description	Year	Period Revenue
SRV 2 METROPOLITAN					
	237001	SERVICE 002 METRO			
		237001-311100	Taxes	2019	\$5,761,412.65
				2018	\$9,050.50
				2017	\$1,501.62
				2016	\$1,652.54
				2015	(\$3.72)
				2014	\$1.41
				2013	\$6.82
				2012	\$27.25
				2011	\$0.93
				2010	\$0.15
				2008	\$0.84
				2006	\$0.88
				2005	\$0.02
				2002	\$0.01
				2001	\$0.04
		237001-311350	Interest	2019	\$103.08
				2018	\$440.60
				2017	\$181.64
				2016	\$322.04
				2015	(\$0.99)
				2014	\$0.47
				2013	\$2.72
				2012	\$13.07
				2011	\$0.52
				2010	\$0.09
				2008	\$0.63
				2006	\$0.79
				2005	\$0.02
				2002	\$0.01
				2001	\$0.05
				Fund Total:	\$5,774,716.68
				District Total:	\$5,774,716.68



CLACKAMAS COUNTY

Fund Revenue Distribution For Period
From 11-18-2019 To 11-24-2019

District	Fund	Account	Description	Year	Period Revenue
SRV OAK LODGE WATER SERVICES					
	238501	SP OAK LODGE WATER SERVICES			
		238501-311100	TAXES	2017	\$35.73
				2016	\$46.02
				2015	(\$0.10)
				2014	\$0.04
				2013	\$0.14
				2012	\$0.89
				2011	\$0.06
				2010	\$0.01
				2008	\$0.04
				2006	\$0.05
		238501-311350	INTEREST	2017	\$4.31
				2016	\$8.96
				2015	(\$0.03)
				2014	\$0.01
				2013	\$0.06
				2012	\$0.43
				2011	\$0.04
				2010	\$0.01
				2008	\$0.03
				2006	\$0.05
				Fund Total:	\$96.75
				District Total:	\$96.75



CLACKAMAS COUNTY

Fund Revenue Distribution For Period
From 11-18-2019 To 11-24-2019


District	Fund	Account	Description	Year	Period Revenue
TRANS TRI-COUNTY METRO					
	237002	TRANS TRIMET			
		237002-311100	Taxes	2011	\$0.16
				2010	\$0.03
				2008	\$0.16
				2006	\$0.29
				2005	\$0.01
				2001	\$0.02
		237002-311350	Interest	2011	\$0.09
				2010	\$0.02
				2008	\$0.12
				2006	\$0.26
				2005	\$0.01
				2002	\$0.01
				2001	\$0.02
				Fund Total:	\$1.20
				District Total:	\$1.20



CLACKAMAS COUNTY

Fund Revenue Distribution For Period
From 11-18-2019 To 11-24-2019


District	Fund	Account	Description	Year	Period Revenue
UR CITY CANBY					
	212007	URA CITY CANBY			
		212007-311100	Taxes	2019	\$880,803.07
				2018	\$1,829.12
				2017	\$319.91
				2016	\$338.80
				2015	(\$0.80)
				2014	\$0.25
				2013	\$1.23
				2012	\$5.39
				2011	\$0.21
				2010	\$0.03
				2008	\$0.12
				2006	\$0.11
		212007-311350	Interest	2019	\$15.74
				2018	\$89.04
				2017	\$38.71
				2016	\$66.03
				2015	(\$0.22)
				2014	\$0.08
				2013	\$0.49
				2012	\$2.58
				2011	\$0.12
				2010	\$0.02
				2008	\$0.09
				2006	\$0.10
				Fund Total:	\$883,510.22
				District Total:	\$883,510.22



CLACKAMAS COUNTY

Fund Revenue Distribution For Period
From 11-18-2019 To 11-24-2019

District	Fund	Account	Description	Year	Period Revenue
UR CITY ESTACADA					
	212009	URA CITY ESTACADA			
		212009-311100	Taxes	2019	\$96,475.08
				2018	\$197.68
				2017	\$33.58
				2016	\$32.77
				2015	(\$0.07)
				2014	\$0.02
				2013	\$0.12
				2012	\$0.28
				2011	\$0.02
		212009-311350	Interest	2019	\$1.72
				2018	\$9.64
				2017	\$4.04
				2016	\$6.38
				2015	(\$0.02)
				2014	\$0.01
				2013	\$0.04
				2012	\$0.13
				2011	\$0.01
				Fund Total:	\$96,761.43
				District Total:	\$96,761.43



CLACKAMAS COUNTY

Fund Revenue Distribution For Period
From 11-18-2019 To 11-24-2019


District	Fund	Account	Description	Year	Period Revenue
UR CITY GLADSTONE					
	212003	URA CITY GLADSTONE			
		212003-311100	Taxes	2019	\$227,541.34
				2018	\$506.06
				2017	\$94.97
				2016	\$108.21
				2015	(\$0.25)
				2014	\$0.08
				2013	\$0.44
				2012	\$2.07
				2011	\$0.09
				2010	\$0.01
				2008	\$0.06
				2006	\$0.09
		212003-311350	Interest	2019	\$4.07
				2018	\$24.63
				2017	\$11.48
				2016	\$21.10
				2015	(\$0.07)
				2014	\$0.02
				2013	\$0.18
				2012	\$0.99
				2011	\$0.05
				2010	\$0.01
				2008	\$0.05
				2006	\$0.09
				2001	\$0.01
				Fund Total:	\$228,315.78
				District Total:	\$228,315.78



CLACKAMAS COUNTY

Fund Revenue Distribution For Period
From 11-18-2019 To 11-24-2019

District	Fund	Account	Description	Year	Period Revenue
UR CITY LAKE OSWEGO					
	212001	URA CITY LAKE OSWEGO			
		212001-311100	Taxes	2019	\$1,251,884.49
				2018	\$2,260.74
				2017	\$419.86
				2016	\$444.79
				2015	(\$1.02)
				2014	\$0.37
				2013	\$1.78
				2012	\$8.24
				2011	\$0.37
				2010	\$0.04
				2008	\$0.23
				2006	\$0.33
				2005	\$0.01
				2001	\$0.01
		212001-311350	Interest	2019	\$22.39
				2018	\$110.06
				2017	\$50.78
				2016	\$86.67
				2015	(\$0.27)
				2014	\$0.12
				2013	\$0.71
				2012	\$3.95
				2011	\$0.20
				2010	\$0.03
				2008	\$0.17
				2006	\$0.31
				2005	\$0.01
				2001	\$0.01
				Fund Total:	\$1,255,295.38
				District Total:	\$1,255,295.38



CLACKAMAS COUNTY

Fund Revenue Distribution For Period
From 11-18-2019 To 11-24-2019

District	Fund	Account	Description	Year	Period Revenue
UR CITY LAKE OSWEGO LAKE GROVE					
	212011	URA CITY LAKE OSWEGO LAKE GROVE			
		212011-311100	Taxes	2019	\$319,469.80
				2018	\$673.25
				2017	\$129.59
				2016	\$143.59
				2015	(\$0.21)
				2014	\$0.04
				2013	\$0.17
		212011-311350	Interest	2019	\$5.73
				2018	\$32.79
				2017	\$15.67
				2016	\$27.98
				2015	(\$0.05)
				2014	\$0.01
				2013	\$0.08
				Fund Total:	\$320,498.44
				District Total:	\$320,498.44



CLACKAMAS COUNTY

Fund Revenue Distribution For Period
From 11-18-2019 To 11-24-2019

District	Fund	Account	Description	Year	Period Revenue
UR CITY MILWAUKIE					
	212015	URA CITY MILWAUKIE			
		212015-311100	Taxes	2019	\$54,321.28
				2018	\$91.90
				2017	\$10.05
		212015-311350	Interest	2019	\$0.99
				2018	\$4.48
				2017	\$1.22
				Fund Total:	\$54,429.92
				District Total:	\$54,429.92



CLACKAMAS COUNTY

Fund Revenue Distribution For Period
From 11-18-2019 To 11-24-2019


District	Fund	Account	Description	Year	Period Revenue
UR CITY MOLALLA					
	212010	URA CITY MOLALLA			
		212010-311100	Taxes	2019	\$139,859.07
				2018	\$289.90
				2017	\$56.14
				2016	\$45.20
				2015	(\$0.09)
				2014	\$0.02
				2013	\$0.14
				2012	\$0.60
				2011	\$0.02
		212010-311350	Interest	2019	\$2.50
				2018	\$14.10
				2017	\$6.79
				2016	\$8.80
				2015	(\$0.03)
				2014	\$0.01
				2013	\$0.05
				2012	\$0.29
				2011	\$0.01
				Fund Total:	\$140,283.52
				District Total:	\$140,283.52



CLACKAMAS COUNTY

Fund Revenue Distribution For Period
From 11-18-2019 To 11-24-2019


District	Fund	Account	Description	Year	Period Revenue
UR CITY OC DIV BH					
	212000	URA CITY OREGON CITY			
		212000-311100	Taxes	2019	\$732,862.29
				2018	\$1,472.77
				2017	\$275.04
				2016	\$302.68
				2015	(\$0.68)
				2014	\$0.23
				2013	\$1.08
				2012	\$4.97
				2011	\$0.20
				2010	\$0.03
				2008	\$0.14
				2006	\$0.32
				2005	\$0.01
				2001	\$0.01
		212000-311350	Interest	2019	\$13.10
				2018	\$71.70
				2017	\$33.27
				2016	\$59.00
				2015	(\$0.17)
				2014	\$0.07
				2013	\$0.42
				2012	\$2.38
				2011	\$0.11
				2010	\$0.02
				2008	\$0.10
				2006	\$0.29
				2005	\$0.01
				2001	\$0.01
				Fund Total:	\$735,099.40
				District Total:	\$735,099.40



CLACKAMAS COUNTY

Fund Revenue Distribution For Period
From 11-18-2019 To 11-24-2019

District	Fund	Account	Description	Year	Period Revenue
UR CITY PORTLAND					
	212002	URA CITY PORTLAND			
		212000-311100	Taxes	2019	\$37,982.03
				2018	\$82.10
				2017	\$15.25
				2016	\$16.46
				2015	(\$0.03)
				2014	\$0.01
				2013	\$0.08
				2012	\$0.27
				2011	\$0.02
				2008	\$0.01
				2006	\$0.01
		212002-311350	Interest	2019	\$0.68
				2018	\$4.00
				2017	\$1.85
				2016	\$3.20
				2015	(\$0.01)
				2013	\$0.02
				2012	\$0.13
				2011	\$0.01
				2008	\$0.01
				2006	\$0.01
				Fund Total:	\$38,106.11
				District Total:	\$38,106.11



CLACKAMAS COUNTY

Fund Revenue Distribution For Period
From 11-18-2019 To 11-24-2019

District	Fund	Account	Description	Year	Period Revenue
UR CITY SANDY					
	212005	URA CITY SANDY			
		212005-311100	Taxes	2019	\$419,293.27
				2018	\$915.09
				2017	\$172.59
				2016	\$190.53
				2015	(\$0.46)
				2014	\$0.14
				2013	\$0.66
				2012	\$3.09
				2011	\$0.13
				2010	\$0.02
				2008	\$0.07
				2006	\$0.09
		212005-311350	Interest	2019	\$7.49
				2018	\$44.55
				2017	\$20.89
				2016	\$37.13
				2015	(\$0.12)
				2014	\$0.05
				2013	\$0.27
				2012	\$1.48
				2011	\$0.07
				2010	\$0.01
				2008	\$0.05
				2006	\$0.08
				Fund Total:	\$420,687.17
				District Total:	\$420,687.17



CLACKAMAS COUNTY

Fund Revenue Distribution For Period
From 11-18-2019 To 11-24-2019

District	Fund	Account	Description	Year	Period Revenue
UR CITY WILSONVILLE					
	212004	URA CITY WILSONVILLE			
		212004-311100	Taxes	2019	\$907,839.75
				2018	\$2,088.96
				2017	\$393.35
				2016	\$487.50
				2015	(\$1.20)
				2014	\$0.43
				2013	\$2.05
				2012	\$9.82
				2011	\$0.43
				2010	\$0.05
				2008	\$0.37
				2006	\$0.55
				2005	\$0.01
				2002	\$0.01
				2001	\$0.03
		212004-311350	Interest	2019	\$16.24
				2018	\$101.68
				2017	\$47.57
				2016	\$95.00
				2015	(\$0.32)
				2014	\$0.14
				2013	\$0.81
				2012	\$4.71
				2011	\$0.24
				2010	\$0.03
				2008	\$0.28
				2006	\$0.50
				2005	\$0.01
				2002	\$0.01
				2001	\$0.04
				Fund Total:	\$911,089.05
				District Total:	\$911,089.05



CLACKAMAS COUNTY

Fund Revenue Distribution For Period
From 11-18-2019 To 11-24-2019

District	Fund	Account	Description	Year	Period Revenue
UR CITY WILSONVILLE 13					
	212008	URA CITY OF WILSONVILLE 13			
		212008-311100	Taxes	2019	\$1,131,127.05
				2018	\$2,603.20
				2017	\$520.99
				2016	\$705.04
				2015	(\$1.44)
				2014	\$0.42
				2013	\$1.68
				2012	\$7.09
				2011	\$0.24
				2010	\$0.03
				2008	\$0.16
				2006	\$0.09
		212008-311350	Interest	2019	\$20.23
				2018	\$126.72
				2017	\$63.02
				2016	\$137.40
				2015	(\$0.38)
				2014	\$0.13
				2013	\$0.67
				2012	\$3.40
				2011	\$0.13
				2010	\$0.02
				2008	\$0.12
				2006	\$0.09
				Fund Total:	\$1,135,316.10
				District Total:	\$1,135,316.10



CLACKAMAS COUNTY

Fund Revenue Distribution For Period
From 11-18-2019 To 11-24-2019

District	Fund	Account	Description	Year	Period Revenue
UR CITY WILSONVILLE 22					
	212017	URA CITY WILSONVILLE 22			
		212017-311100	TAXES	2019	\$20,617.91
				2018	\$44.27
				2017	\$6.50
		212017-311350	INTEREST	2019	\$0.36
				2018	\$2.15
				2017	\$0.78
				Fund Total:	\$20,671.97
				District Total:	\$20,671.97



CLACKAMAS COUNTY

Fund Revenue Distribution For Period
From 11-18-2019 To 11-24-2019

District	Fund	Account	Description	Year	Period Revenue
WTR CTL MOLALLA RIVER IMP					
	206054	SP WATER CTRL MOLALLA RIVER IMP			
		206054-311100	Taxes	2019	\$4,217.76
				2018	\$9.75
				2017	\$1.97
				2016	\$2.29
				2015	(\$0.01)
				2012	\$0.04
		206054-311350	Interest	2019	\$0.07
				2018	\$0.46
				2017	\$0.23
				2016	\$0.45
				2012	\$0.02
				Fund Total:	\$4,233.03
				District Total:	\$4,233.03



CLACKAMAS COUNTY

Fund Revenue Distribution For Period
From 11-18-2019 To 11-24-2019

District	Fund	Account	Description	Year	Period Revenue
WTR CTL SHADY DELL 2					
	206051	WATER CONTROL 002 SHADY DELL			
		206051-311100	Taxes	2012	\$0.01
				Fund Total:	\$0.01
				District Total:	\$0.01



CLACKAMAS COUNTY

Fund Revenue Distribution For Period
From 11-18-2019 To 11-24-2019

District	Fund	Account	Description	Year	Period Revenue
WTR 23 MULINO					
	206011	WATER 023 MULINO			
		206011-311100	Taxes	2019	\$24,826.66
				2018	\$55.51
				2017	\$10.16
				2016	\$11.64
				2015	(\$0.03)
				2014	\$0.01
				2013	\$0.04
				2012	\$0.19
				2008	\$0.01
				2006	\$0.01
		206011-311350	Interest	2019	\$0.45
				2018	\$2.69
				2017	\$1.23
				2016	\$2.26
				2015	(\$0.01)
				2013	\$0.02
				2012	\$0.09
				2006	\$0.01
				Fund Total:	\$24,910.94
				District Total:	\$24,910.94



CLACKAMAS COUNTY

Fund Revenue Distribution For Period
From 11-18-2019 To 11-24-2019

District	Fund	Account	Description	Year	Period Revenue
Report Total:					<u>\$210,849,455.35</u>

(End of Report)