

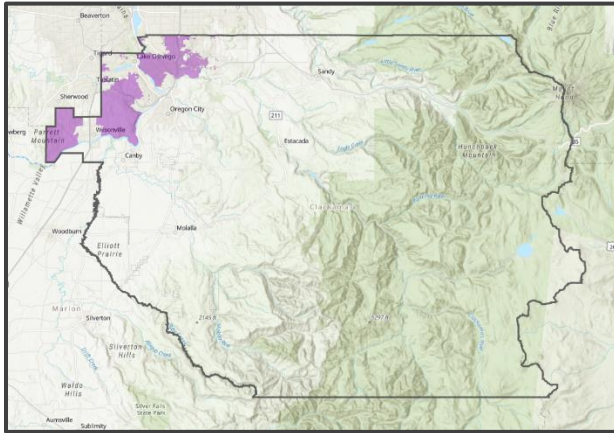
Clackamas County Sheriff's Office

**Call Activity & Reported Crimes
Annual Report
2021**

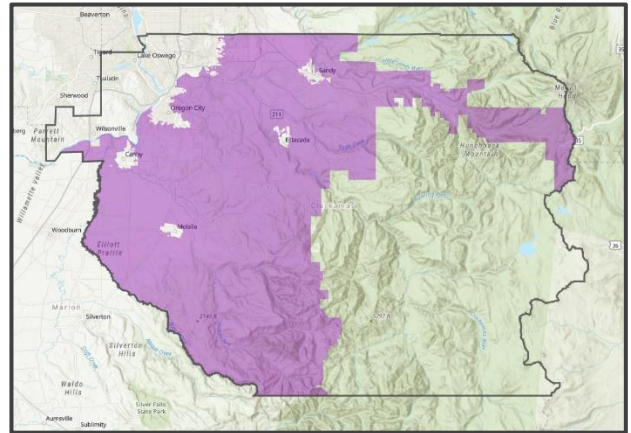
Contents

Jurisdiction Maps	3
Call Activity – by Call Type	4-5
Call Activity – by Initiation Method	6
Call Activity Three-Year Trend – by Initiation Method	7
Reported Crimes – by Crime Type	8-9
Reported Crimes Three-Year Trend – by Crime Category	10
Crime Rates – by Crime Category	11
Populations	12

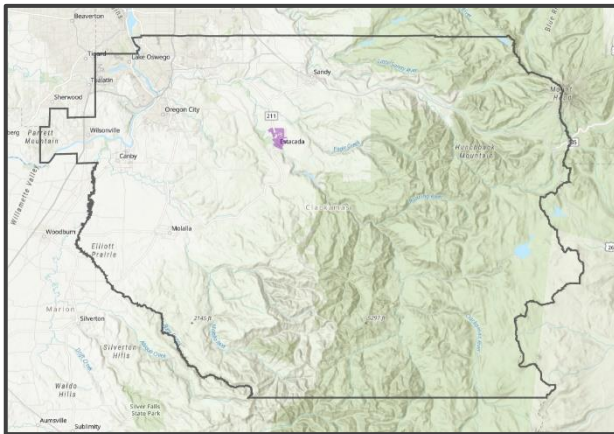
Jurisdiction Maps



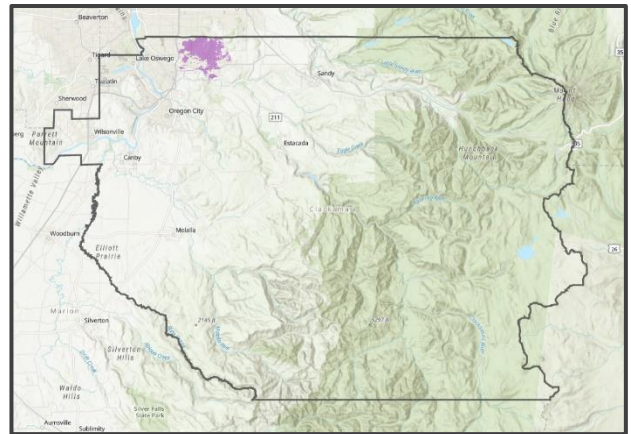
CCSO – Inlying
64.2 square miles



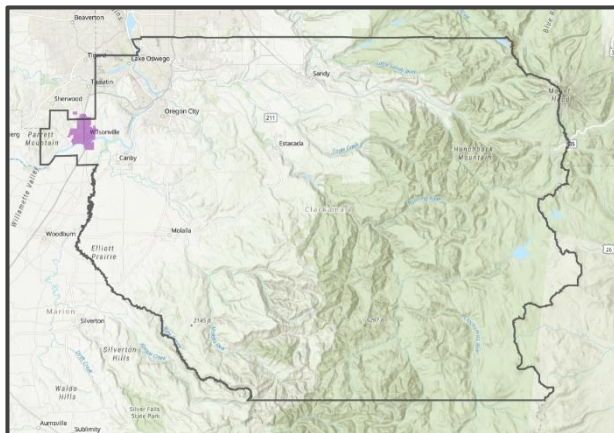
CCSO – Outlying
920.9 square miles



City of Estacada
2.2 square miles



City of Happy Valley
11.6 square miles



City of Wilsonville
7.7 square miles

Call Activity – by Call Group

CALL TYPE	CCSO		CONTRACT CITIES			GRAND TOTALS
	INLYING	OUTLYING	ESTACADA	HAPPY VALLEY	WILSONVILLE	
Alarm	1,962	928	132	488	678	4,188
Animal Disorder	457	610	24	115	123	1,329
Arson	22	4	1	1	-	28
Assault/Abuse	583	225	24	51	107	990
Assist Fire/Medical	450	312	17	60	129	968
Assist Law Enforcement	89	90	1	7	21	208
Assist Other Agency	654	387	44	67	131	1,283
Assist Public	2,757	1,266	82	312	598	5,015
Behavioral Health	1,265	502	29	24	667	2,487
Boat Stop	-	6	-	-	-	6
Burglary	469	243	27	68	57	864
Civil	2,681	1,952	180	226	535	5,574
Criminal Mischief	821	256	24	111	146	1,358
Distrurbance	822	205	31	42	75	1,175
Domestic Violence	2,088	784	103	165	360	3,500
DUII	297	269	20	64	92	742
Escape/Pursuit	52	29	2	17	11	111
Extra Patrol	220	123	17	82	67	509
Fireworks	118	128	11	30	27	314
Follow-Up	5,504	1,761	211	626	980	9,082
Fraud	947	586	23	159	211	1,926
Game Violation	-	1	-	-	-	1
Harassment/Menacing	1,456	791	89	139	290	2,765
Hazard	675	993	11	230	150	2,059
Hit & Run	808	301	25	126	175	1,435
Juvenile Disorder	300	194	28	72	112	706
Kidnap	2	2	-	-	-	4
Littering	51	68	5	11	9	144

Call Activity – by Call Type (continued)

CALL TYPE	CCSO		CONTRACT CITIES			GRAND TOTALS
	INLYING	OUTLYING	ESTACADA	HAPPY VALLEY	WILSONVILLE	
Marine Assist/Rescue	10	37	-	1	1	49
Marine Patrol	46	62	-	-	5	113
Missing Person	252	148	13	19	39	471
Noise Disorder	596	279	26	135	157	1,193
Ordinance Disorder	361	455	5	419	18	1,258
Other	2,420	911	85	622	636	4,674
Parking Disorder	1,450	396	35	447	363	2,691
Premise Check	221	714	45	1,884	149	3,013
Prowler	60	40	4	12	6	122
Recovered Stolen Vehicle	381	145	6	31	30	593
Robbery	164	4	1	10	13	192
Search & Rescue	6	132	-	-	-	138
Sex Offense	221	84	15	16	32	368
Shots Fired	212	342	13	31	30	628
Stolen Vehicle	930	203	11	63	107	1,314
Subject Contact	1,287	348	119	83	168	2,005
Suspicious Activity	7,622	3,582	405	988	1,615	14,212
Theft	4,286	758	80	384	563	6,071
Traffic Crash	1,138	1,539	24	263	254	3,218
Traffic Disorder	1,025	1,313	46	374	360	3,118
Traffic Stop	7,916	6,235	301	3,323	1,767	19,542
Trespass	1,956	480	49	92	185	2,762
Unwanted Person	1,181	143	27	45	112	1,508
Vice	263	70	7	18	41	399
Violation of Restraining Order	221	91	12	23	24	371
Warrant	240	118	14	21	41	434
Welfare Check	2,372	1,614	103	217	570	4,876
Grand Total	62,387	33,259	2,607	12,814	13,037	124,104

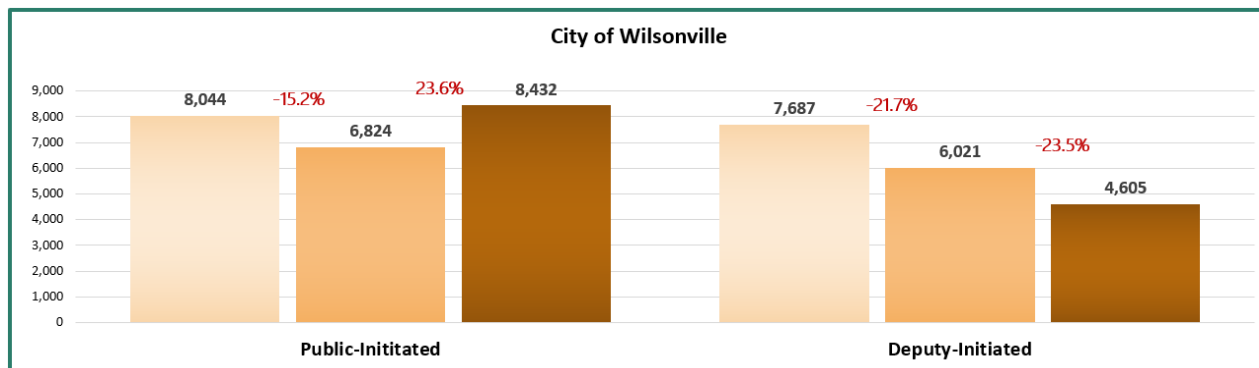
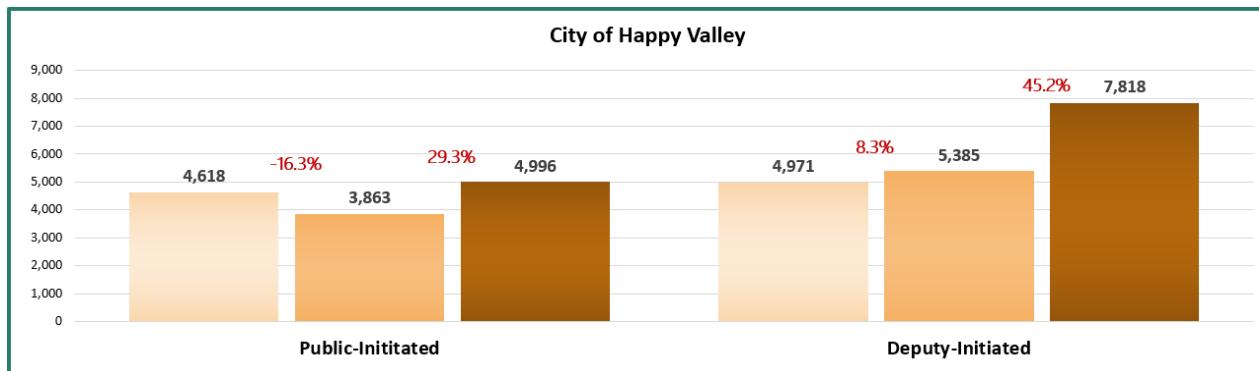
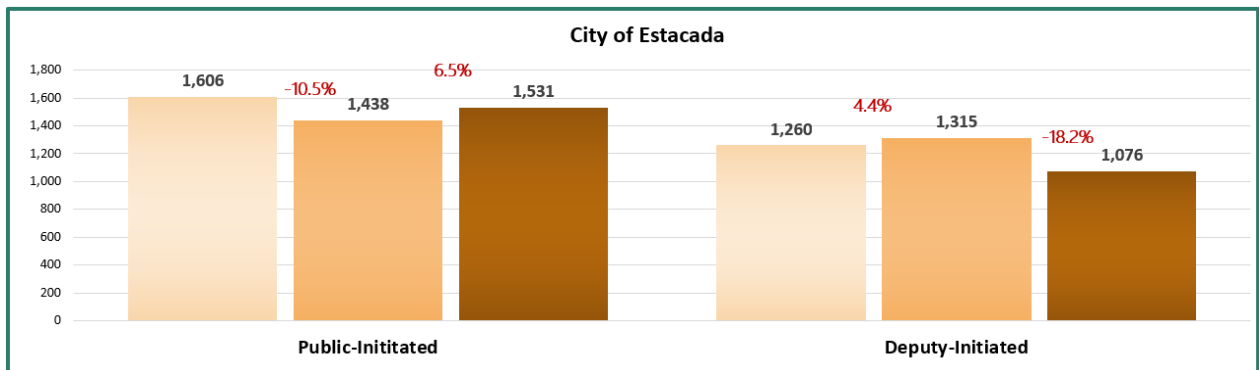
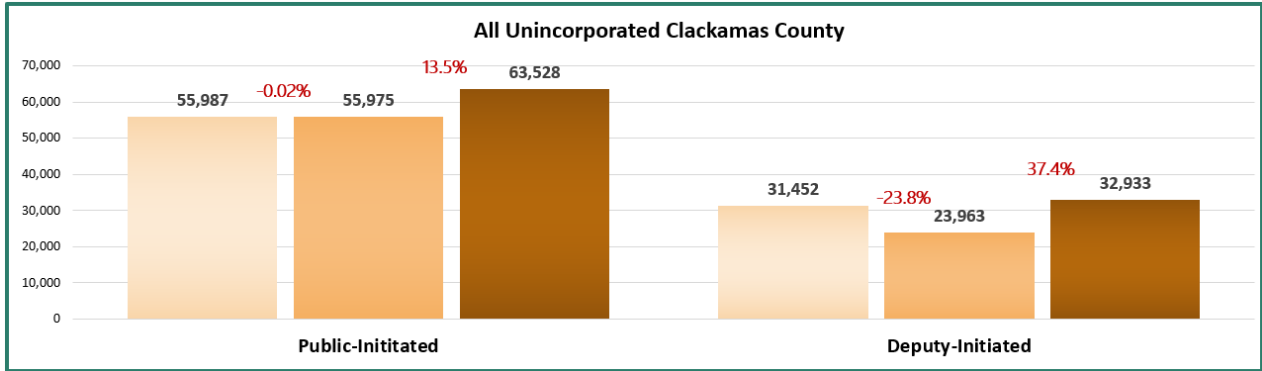
Call Activity – by Initiation Method

INITIATION METHOD	CCSO		CONTRACT CITIES			GRAND TOTALS
	INLYING	OUTLYING	ESTACADA	HAPPY VALLEY	WILSONVILLE	
PUBLIC-INITIATED	43,158	20,081	1,531	4,998	8,432	78,200
DEPUTY-INITIATED	19,229	13,178	1,076	7,816	4,605	45,904
GRAND TOTALS	62,387	33,259	2,607	12,814	13,037	124,104

INITIATION METHOD	CCSO		CONTRACT CITIES			GRAND TOTALS
	INLYING	OUTLYING	ESTACADA	HAPPY VALLEY	WILSONVILLE	
PUBLIC-INITIATED	69.2%	60.4%	58.7%	39.0%	64.7%	63.0%
DEPUTY-INITIATED	30.8%	39.6%	41.3%	61.0%	35.3%	37.0%
GRAND TOTALS	100%	100%	100%	100%	100%	100%

Call Activity Three-Year Trend - by Initiation Method

2019 2020 2021



Reported Crimes – by Crime Type

The following table displays counts of every reported crime within the Clackamas County Sheriff's Office jurisdiction. These counts do not reflect the total number of crime events (reports/case numbers), as multiple reported crimes may have occurred within the same event.

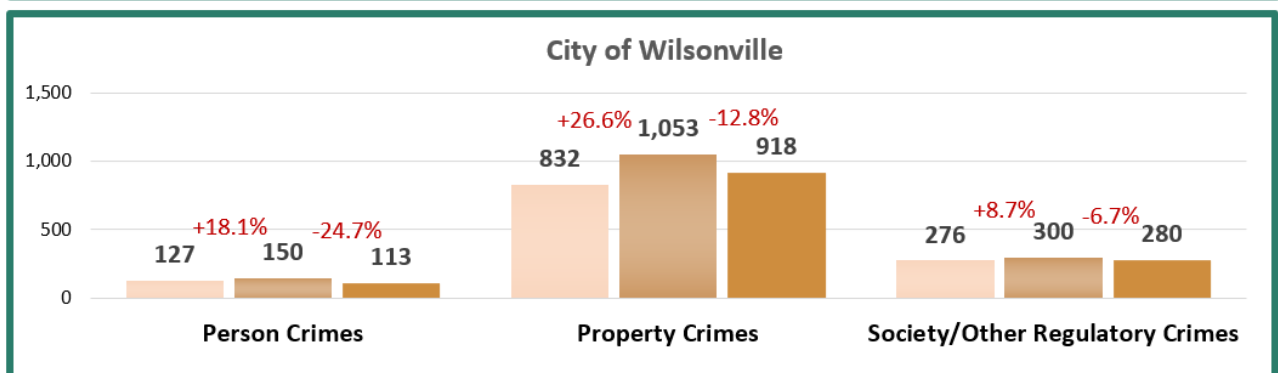
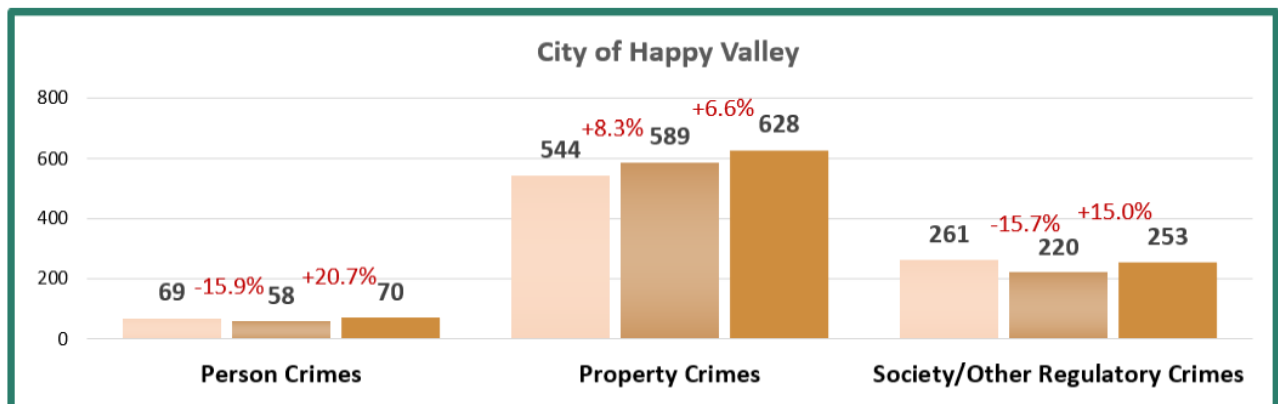
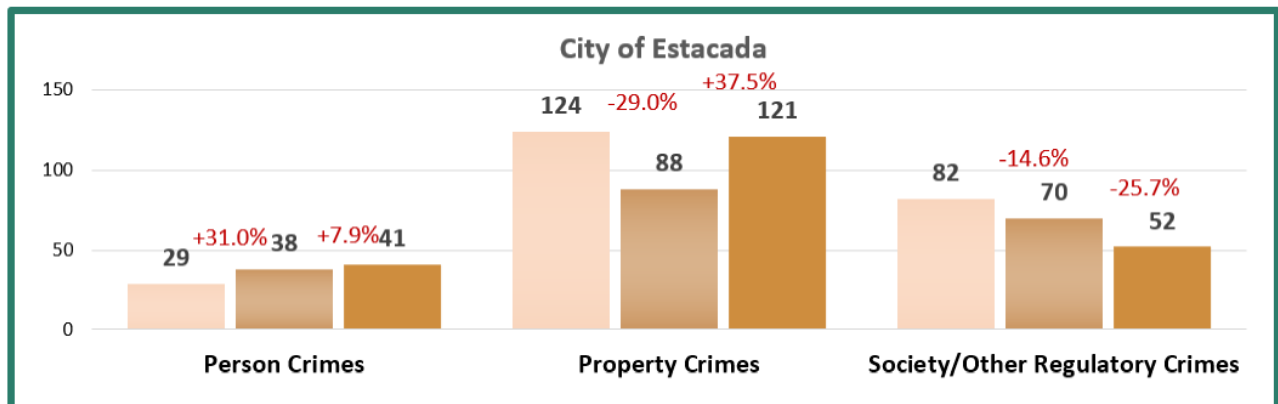
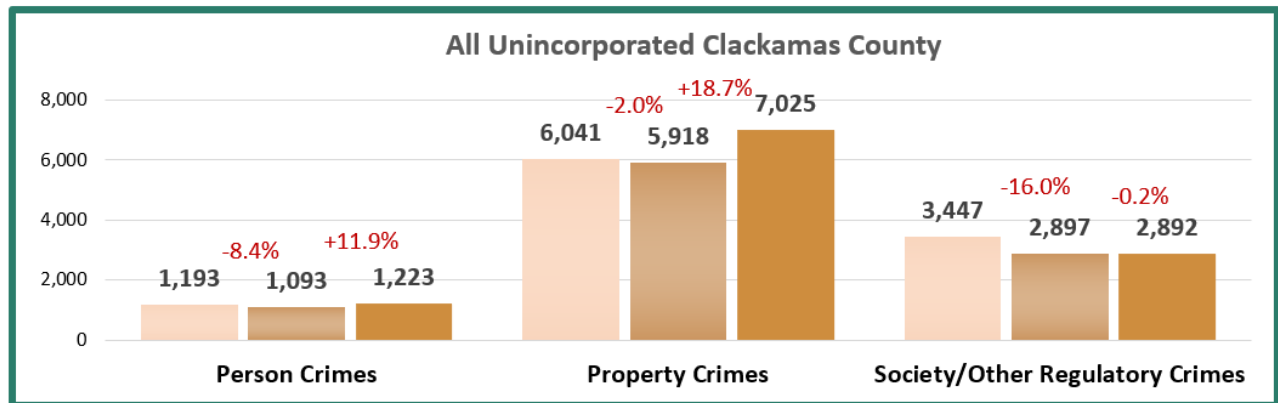
CRIME TYPE	CCSO		CONTRACT CITIES			GRAND TOTAL FOR ALL CCSO JURISDICTIONS
	INLYING	OUTLYING	ESTACADA	HAPPY VALLEY	WILSONVILLE	
Person	889	334	41	70	113	1,447
Assault (all other)	281	118	10	18	41	468
Assault, Aggravated	5	4		1	2	12
Attempt to Elude Police / Resisting Arrest / Escape with Assault	11	2	1	-	6	20
Attempted Murder	10	-	-	6	2	18
Child Abuse / Neglect / Other Crimes Against Minors	22	10	2	1	3	38
Coercion	12	3	-	-	1	16
Criminal Mistreatment	11	8	1	-	2	22
Custodial Interference	2	-	-	-		2
Harassment (all)	211	50	10	18	26	315
Intimidation (all)	1	-	-	-	-	1
Invasion of Personal Privacy	3	1	-	-	-	4
Kidnapping	7	4	-	-	-	11
Manslaughter / Negligent Homicide	1	4	-	-	-	5
Menacing	114	36	6	8	11	175
Murder	5	-	-	1	-	6
Private Indecency	1	1	-	-	-	2
Public Indecency	7	-	-	2	1	10
Rape	23	10	-	1	2	36
Recklessly Endangering	41	32	3	7	5	88
Sex Crimes (all other)	47	25	4	2	3	81
Sodomy	6	3	-	1	1	11
Stalking / Violating Stalk Protection Order	18	5	-	-	1	24
Strangulation	50	18	4	4	6	82
Property	5,857	1,168	121	628	918	8,692
Arson	15	6	1	2	1	25
Burglary	348	158	19	55	50	630
Computer Crimes	8	6		1	15	30
Criminal Mischief	818	198	21	107	188	1,332
False Information to LE (verbal & documentational)	66	8	1	10	5	90
Identity Theft / Criminal Impersonation / Fraud / Forgery	437	143	12	54	68	714
Possession of Stolen Vehicle	53	6	2	6	4	71
Robbery	98	2	2	4	6	112
Stolen Boat	2	2				4
Stolen Vehicle	766	144	12	64	87	1,073
Theft (all)	3,033	452	50	278	393	4,206
Unlawful Entry into Motor Vehicle	213	43	1	47	101	405

Reported Crimes – by Crime Type (continued)

CRIME TYPE	CCSO		CONTRACT CITIES			GRAND TOTAL FOR ALL CCSO JURISDICTIONS
	INLYING	OUTLYING	ESTACADA	HAPPY VALLEY	WILSONVILLE	
Society/Other Regulatory Crimes	2,249	643	52	253	280	3,477
Attempt to Elude Police / Resisting Arrest / Escape	287	51	5	27	32	402
Crimes Involving / Against Animals (all)	18	8	-	1	2	29
Crimes Involving Court Proceedings / Orders	51	22	3	8	8	92
Crimes Involving Drugs (all)	104	19	2	9	14	148
Crimes Involving License to Drive	87	39	1	13	18	158
Criminal Conspiracy	1	-	1	-	-	2
Criminal Trespass / Exclusion (all)	325	44	7	19	17	412
DUII / BUUI (all substances)	230	161	5	42	30	468
Disorderly Conduct	97	6	5	11	12	131
Hit & Run (all)	470	141	13	59	90	773
Improper Use of 911 / Interfering with LE / Fire / Medical Response	110	13	5	6	11	145
Littering (all)	22	8	-	4	3	37
Minor in Possession (all substances)	6	-	-	5	-	11
Other Crimes - Society	30	6	-	2	2	40
Prohibited / Reckless Burning	9	2	-	-	-	11
Prostitution	17	-	-	2	-	19
Reckless Driving / Boating	80	37	-	17	11	145
Unlawful Possession (other than drugs / weapons / vehicle)	1	-	-	1	3	5
Violation of Restraining Order	109	38	3	11	12	173
Weapons Violations (all)	195	48	2	16	15	276
Grand Total	8,995	2,145	214	951	1,311	13,616

Reported Crimes Three-Year Trend – by Crime Category

2019 2020 2021



Crime Rates – by Crime Category

ALL CRIMES COMBINED	CCSO		CONTRACT CITIES			GRAND TOTAL FOR ALL CCSO JURISDICTIONS
	INLYING	OUTLYING	ESTACADA	HAPPY VALLEY	WILSONVILLE	
Reported Crimes	8,995	2,145	214	951	1,311	13,616
Crimes per 1,000 Residents	92.2	23.5	52.5	34.8	50.4	55.2
	All Unincorporated CCSO					
Reported Crimes	11,140					
Crimes per 1,000 Residents	58.9					

PERSON CRIMES	CCSO		CONTRACT CITIES			GRAND TOTAL FOR ALL CCSO JURISDICTIONS
	INLYING	OUTLYING	ESTACADA	HAPPY VALLEY	WILSONVILLE	
Reported Crimes	889	334	41	70	113	1,447
Crimes per 1,000 Residents	9.1	3.7	10.1	2.6	4.3	5.9
	All Unincorporated CCSO					
Reported Crimes	1,223					
Crimes per 1,000 Residents	6.5					

PROPERTY CRIMES	CCSO		CONTRACT CITIES			GRAND TOTAL FOR ALL CCSO JURISDICTIONS
	INLYING	OUTLYING	ESTACADA	HAPPY VALLEY	WILSONVILLE	
Reported Crimes	5,857	1,168	121	628	918	8,692
Crimes per 1,000 Residents	60.0	12.8	29.7	22.9	35.3	35.3
	All Unincorporated CCSO					
Reported Crimes	7,025					
Crimes per 1,000 Residents	37.2					

SOCIETY/REGULATORY CRIMES	CCSO		CONTRACT CITIES			GRAND TOTAL FOR ALL CCSO JURISDICTIONS
	INLYING	OUTLYING	ESTACADA	HAPPY VALLEY	WILSONVILLE	
Reported Crimes	2,249	643	52	253	280	3,477
Crimes per 1,000 Residents	23.0	7.0	12.7	9.2	10.8	14.1
	All Unincorporated CCSO					
Reported Crimes	2,892					
Crimes per 1,000 Residents	15.3					

Populations

	INLYING/OUTLYING /CONTRACT CITY	POPULATION		GRAND TOTAL POPULATION FOR ALL CCSO JURISDICTIONS
Unincorporated Clackamas County	Inlying	97,589	188,987	246,465
	Outlying	91,398		
CCSO Contract Cities	City of Estacada	4,079	57,478	
	City of Happy Valley	27,366		
	City of Wilsonville	26,033		

Population Source: ArcGIS Living Atlas and the U.S. Census Bureau American Communities Surveys (January 2022).