

Clackamas County Development Agency (Urban Renewal)

2021-2022 BUDGET PRESENTATION



2020 Major Accomplishments

AREA	DESCRIPTION
Clackamas Town Center Area (CTC)	<p>The plan objective is to provide the infrastructure needed to stimulate growth in the goods, services and job creation needed for the area.</p> <ul style="list-style-type: none"> • Construction continued on the \$23.4 million Clackamas Regional Center Mobility Improvement Project.
Clackamas Industrial Area (CIA)	<p>The plan objective is to eliminate blighting influences and provide the infrastructure necessary to support industrial development in the area.</p> <ul style="list-style-type: none"> • Design began on the Pheasant Court Drainage Improvement Project.
North Clackamas Revitalization Area (NCRA)	<p>The plan objective is to eliminate blighting influences and provide safe, clean and affordable mixed use communities and neighborhoods.</p> <ul style="list-style-type: none"> • Design was completed for the D-Street project. • Design began for the Linwood Avenue Improvement Project. • Awarded 11 home repair grants, providing \$145,000 to those qualifying applicants. • Initiated financial analysis for planned future bond sale.

Performance Clackamas

Results Measures (Examples)

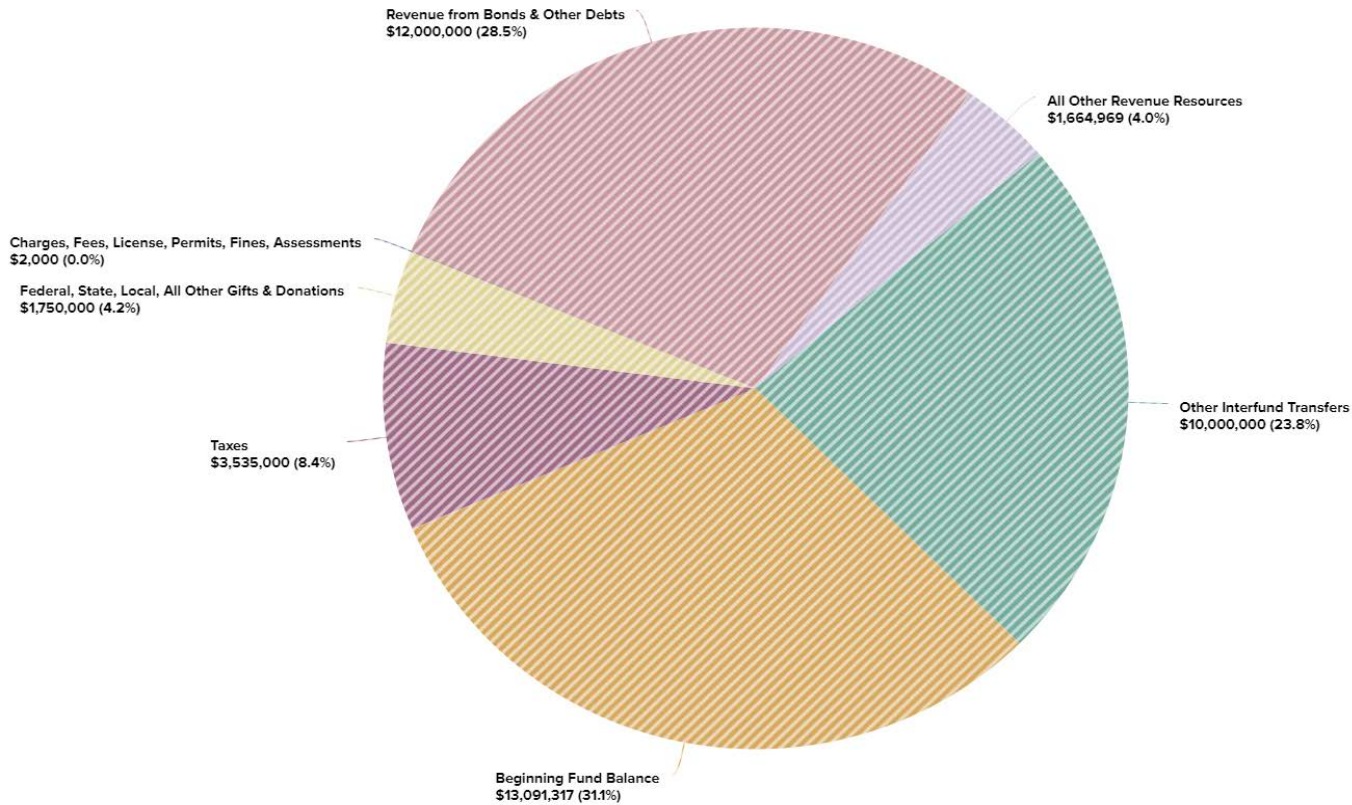
Line of Business/Program	Results Measure	FY 19-20 Actual	FY 20-21 Target	FY 20-21 Projected Performance	FY 21-22 Target
Clackamas Industrial Area (CIA)	% of budgeted expenses directed to capital related construction	98%	85%	52%	85%
Clackamas Town Center Area (CTC)	% of budgeted expenses directed to capital related construction	97%	85%	97%	85%
North Clackamas Revitalization Area (NCRA)	% of budgeted expenses directed to capital related construction	92%	85%	44%	85%
	\$ in housing stabilization investments	\$75,677	\$200,000	\$145,000	\$200,000
	# sewer hookup grants awarded	4	5	3	5
	# sewer hookups	4	6	4	6
	# home repair grants awarded	10	15	11	15

Program Profiles: 2021-22 Summary

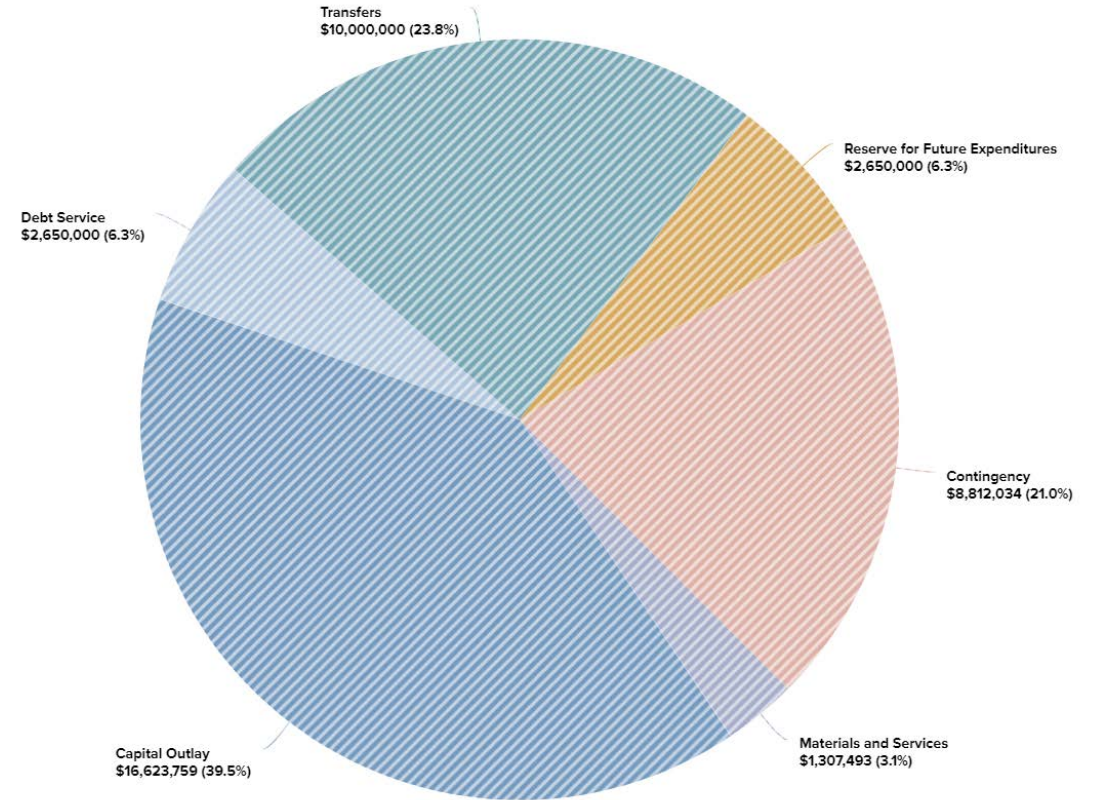
Line of Business	Program	Total Funds (\$ millions)	% County General Funds	% Restricted Funds	Mandate: Fed/State/Cty /IGA/None	% Program Operated by County	Metrics: % Target Meet/Exceed or Improve
Targeted Improvement Areas	Urban Renewal	\$42,043,286	0.00%	100.00%	ORS 457	5.95%; Contracted services included capital.	88%

2021/22 Revenue and Expenses

Revenue



Expenditures



Summary of Revenue & Expenses

CCDAG - Clackamas Ccounty Development Agency (60)

	FY 18-19 Actual	FY 19-20 Actual	FY 20-21 Amended Budget	FY 20-21 Projected Year End	FY 21-22 Proposed Budget	Chg from Prior Yr Budget	% Chg from Prior Yr Budget
Beginning Fund Balance	36,518,383	40,678,004	26,881,569	31,262,611	13,091,317	(13,790,252)	-51.3%
Taxes	3,293,464	3,508,789	3,533,500	3,374,265	3,535,000	1,500	0.0%
Federal, State, Local, All Other Gifts & Donations	120	41	1,500,000	-	1,750,000	250,000	16.7%
Charges, Fees, License, Permits, Fines, Assessment:	74,580	92,383	75,000	35,000	2,000	(73,000)	-97.3%
Revenue from Bonds & Other Debts	-	-	12,000,000	-	12,000,000	-	-
All Other Revenue Resources	5,934,610	2,216,219	3,689,500	632,510	1,664,969	(2,024,531)	-54.9%
Other Interfund Transfers	5,500,000	14,000,000	22,418,305	15,550,000	10,000,000	(12,418,305)	-55.4%
Operating Revenue	14,802,774	19,817,432	43,216,305	19,591,775	28,951,969	(14,264,336)	-33.0%
Total Revenue	51,321,157	60,495,436	70,097,874	50,854,386	42,043,286	(28,054,588)	-40.0%
Materials and Services	1,031,425	943,307	1,368,012	1,123,308	1,307,493	(60,519)	-4.4%
Capital Outlay	3,554,808	13,759,719	29,770,196	20,530,908	16,623,759	(13,146,437)	-44.2%
Operating Expenditure	4,586,233	14,703,026	31,138,208	21,654,216	17,931,252	(13,206,956)	-42.4%
Debt Service	556,920	554,540	1,700,000	556,500	2,650,000	950,000	55.9%
Special Payments	-	25,400	-	-	-	-	-
Transfers	5,500,000	14,000,000	22,418,305	15,680,953	10,000,000	(12,418,305)	-55.4%
Reserve for Future Expenditures	-	-	2,276,955	-	2,650,000	373,045	16.4%
Contingency	-	-	12,564,406	-	8,812,034	(3,752,372)	-29.9%
Total Expense	10,643,153	29,282,966	70,097,874	37,891,669	42,043,286	(28,054,588)	-40.0%
Revenue Less Expense	40,678,004	31,212,470	0	12,962,717	0	-	-
Full Time Equiv Positions (FTE) Budgeted	0.0	0.0	0.0	0.0	0.0	0.0	0%



Department Summary by Fund

Transportation & Development

Special District Budget Summary by Fund

Line of Business	FY 21/22	FY 21/22	FY 21/22	FY 21/22	FY 21/22	FY 21/22	FY 21/22	FY 21/22
Program	FTE *	North Clackamas Revitalization Area (NCRA) Debt Service Fund	North Clackamas Revitalization Area (NCRA) Fund	Clackamas Town Center (CTC) Debt Service Fund	Clackamas Town Center (CTC) Fund	Clackamas Industrial Area (CIA) Fund	Total Proposed Budget	General Fund Support Included in Proposed Budget**
Targeted Improvement Areas - Clackamas County Development Agency (CCDAG)				Fund 350 Closed - Balance transferred to CTC Fund (450).				
Urban Renewal	4.0	21,168,248	11,634,635		5,789,310	3,451,093	42,043,286	0
TOTAL	4.0	21,168,248	11,634,635	0	5,789,310	3,451,093	42,043,286	0
FY 20/21 Budget	4.0	20,919,368	11,189,253	12,418,305	19,190,271	6,380,677	70,097,874	0
\$ Increase (Decrease)	0.0	248,880	445,382	-12,418,305	-13,400,961	-2,929,584	-28,054,588	0
% Increase (Decrease)		1.19%	3.98%	-100.00%	-69.83%	-45.91%	-40.02%	0


* Program FTE is shown as 'contracted labor' in each district, there are no personal services categories in these districts.

** General Fund Support is the subsidy, net of any other revenue received by the department.

Significant Policy and/or Financial Issues

DESCRIPTION	IMPACT
<p>A \$12 million bond is anticipated to be issued for the North Clackamas Revitalization Area to help support the eight NCRA projects in various stages of design, right of way acquisition and construction.</p> <ul style="list-style-type: none"> • Design: Linwood, Monroe, SE 79th Intersection, Johnson Creek Park, Hawthorne Park, Johnson Creek Bridge, Area Drainage Improvements. • Right of Way: Linwood and Monroe • Construction: Fuller Road Station Area 	<p>Bond proceeds will be used to design and construct several projects within the NCRA district.</p>
<p>Limited funds remain in the Clackamas Town Center District area.</p> <ul style="list-style-type: none"> • The requested Clackamas Town Center Operating Fund budget will provide \$4.15 million for construction of the Clackamas Regional Center (CRC) Mobility Improvement Project. • The CRC project improves the roadway, drainage, lighting, landscaping and intersections on Harmony Road and Sunnyside Road from Fuller Road to 101st Avenue. 	<p>No other projects will be initiated in this district until redevelopment properties owned by the Development Agency are sold.</p>

End of Presentation.



Thank you.