










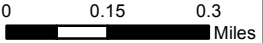


# Rhododendron CPO

- Schools**
-  Elementary School
  -  Middle School
  -  High School
  -  Skills Center
  -  College / University

- Places**
-  County Courthouse
  -  City Hall
  -  Hospital
  -  Airport
  -  Library

- Boundaries**
-  City Boundaries
  -  County Boundary



CLACKAMAS COUNTY  
 GEOGRAPHIC INFORMATION SYSTEMS  
 11000 NE SUSAN STREET, SUITE 200, BEAVERTON, OR 97008  
 (503) 546-3000  
 www.clackamas.gov