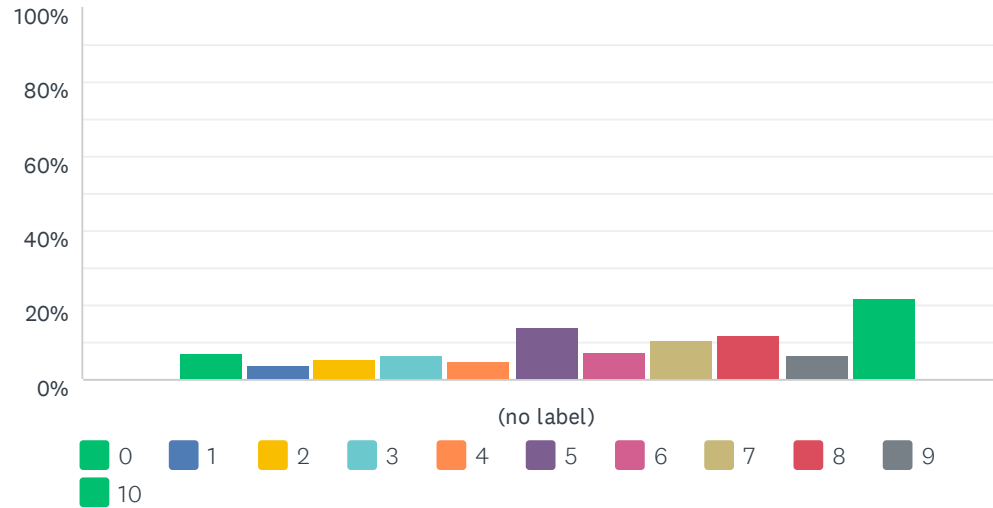


Q1 Access to Care, \$705,000: Provides coordinated opportunities for care, referrals, education, and support services to eligible residents – primarily pregnant women – to receive care that improves health.

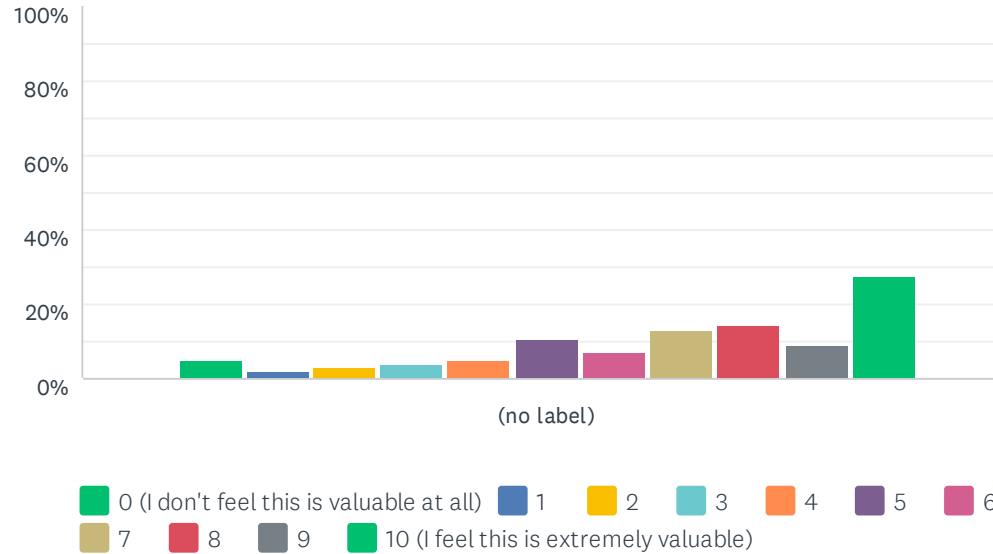
Answered: 3,039 Skipped: 35



	0	1	2	3	4	5	6	7	8	9	10	TOTAL	WEIGHTED AVERAGE
(no label)	6.91%	3.78%	5.50%	6.55%	5.03%	13.82%	7.73%	10.56%	11.85%	6.42%	21.85%	3,039	6.15
	210	115	167	199	153	420	235	321	360	195	664		

Q2 Behavioral Health Safety Net Services, \$605,000: Provides trauma-informed crisis, safety net, and monitoring services to individuals with a high level of behavioral health needs and risks so they access services, reduce reliance on higher levels of care, and remain in the community.

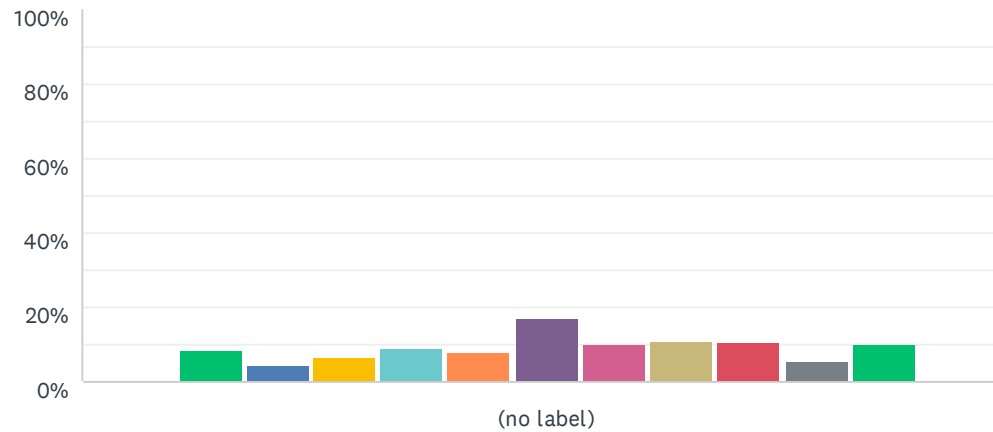
Answered: 3,032 Skipped: 42



	0 (I DON'T FEEL THIS IS VALUABLE AT ALL)	1	2	3	4	5	6	7	8	9	10 (I FEEL THIS IS EXTREMELY VALUABLE)	TOTAL	WEIGHTED AVERAGE
(no label)	4.78% 145	2.18% 66	3.20% 97	3.99% 121	4.78% 145	10.52% 319	6.79% 206	12.80% 388	14.45% 438	8.77% 266	27.74% 841	3,032	6.95

Q3 Center for Public Health Advancement, \$499,000: Provides health data information, policy development and recommendations, research, emergency preparedness, and public health communications services to stakeholders so they can access tools needed to improve identified health priorities within 10 health equity zones.

Answered: 3,027 Skipped: 47

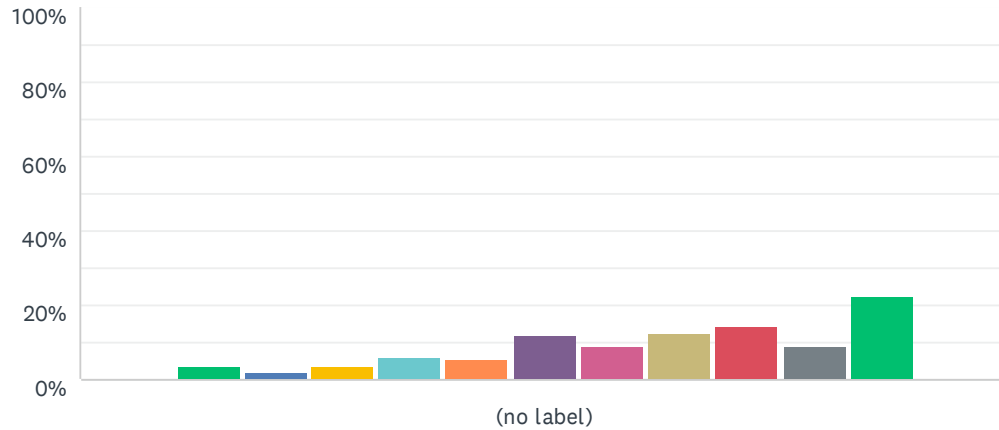


■ 0 (I don't feel this is valuable at all) 
 ■ 1 
 ■ 2 
 ■ 3 
 ■ 4 
 ■ 5 
 ■ 6 
 ■ 7 
 ■ 8 
 ■ 9 
 ■ 10 (I feel this is extremely valuable)

	0 (I DON'T FEEL THIS IS VALUABLE AT ALL)	1	2	3	4	5	6	7	8	9	10 (I FEEL THIS IS EXTREMELY VALUABLE)	TOTAL	WEIGHTED AVERAGE
(no label)	8.56% 259	4.43% 134	6.48% 196	8.75% 265	7.83% 237	17.05% 516	10.14% 307	11.07% 335	10.41% 315	5.52% 167	9.78% 296	3,027	5.29

Q4 Infectious Disease Control and Prevention, \$324,000: Provides disease monitoring, prevention, investigation, and control services to residents so they can be protected from the spread of infectious diseases of public health significance.

Answered: 3,029 Skipped: 45

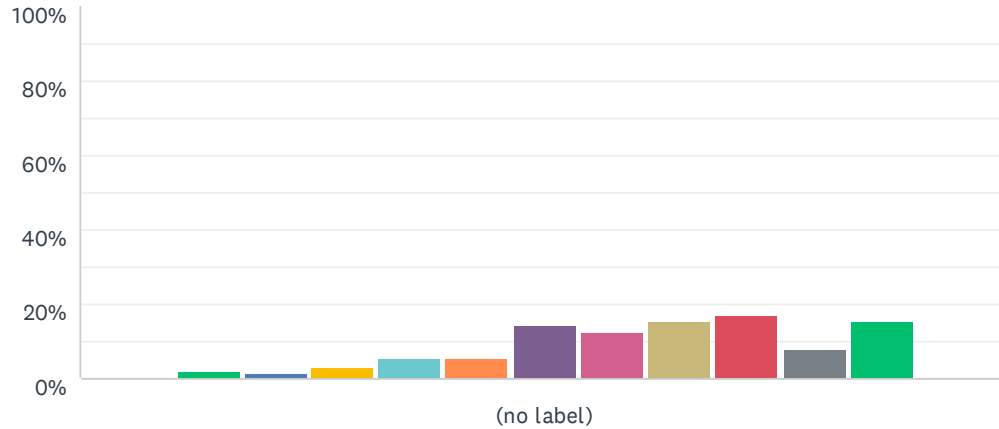


■ 0 (I don't feel this is valuable at all) 
 ■ 1 
 ■ 2 
 ■ 3 
 ■ 4 
 ■ 5 
 ■ 6 
 ■ 7 
 ■ 8 
 ■ 9 
 ■ 10 (I feel this is extremely valuable)

	0 (I DON'T FEEL THIS IS VALUABLE AT ALL)	1	2	3	4	5	6	7	8	9	10 (I FEEL THIS IS EXTREMELY VALUABLE)	TOTAL	WEIGHTED AVERAGE
(no label)	3.50% 106	1.95% 59	3.70% 112	5.98% 181	5.35% 162	11.75% 356	9.24% 280	12.64% 383	14.53% 440	8.88% 269	22.48% 681	3,029	6.72

Q5 Medical Examiner’s Office, \$966,000. Provides investigation services to generate scientific and legal determinations of deaths. Aimed at effecting resolutions, determining responsibility, and protecting public health and safety.

Answered: 3,024 Skipped: 50

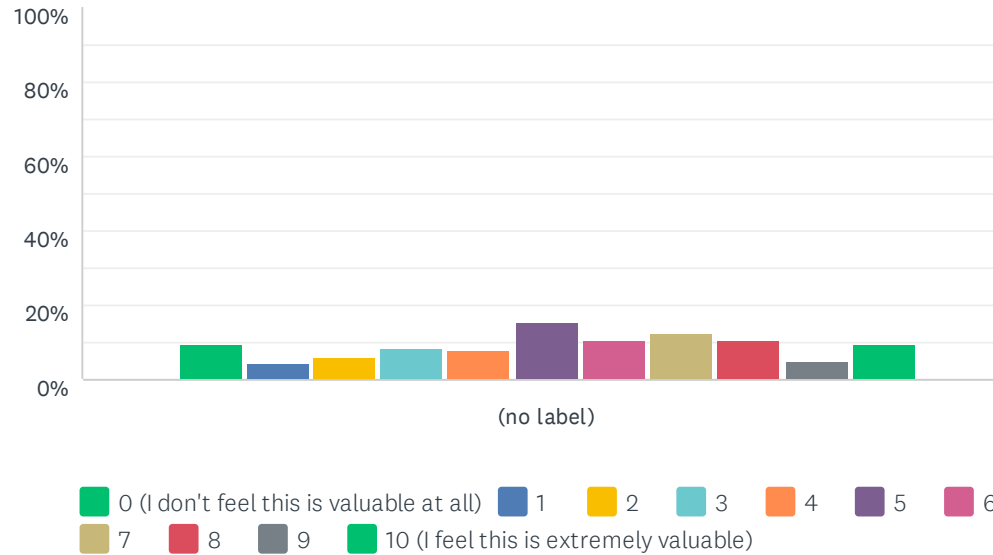


■ 0 (I don't feel this is valuable at all) 
 ■ 1 
 ■ 2 
 ■ 3 
 ■ 4 
 ■ 5 
 ■ 6 
 ■ 7 
 ■ 8 
 ■ 9 
 ■ 10 (I feel this is extremely valuable)

	0 (I DON'T FEEL THIS IS VALUABLE AT ALL)	1	2	3	4	5	6	7	8	9	10 (I FEEL THIS IS EXTREMELY VALUABLE)	TOTAL	WEIGHTED AVERAGE
(no label)	1.79% 54	1.29% 39	2.91% 88	5.52% 167	5.52% 167	14.58% 441	12.27% 371	15.34% 464	16.96% 513	8.23% 249	15.58% 471	3,024	6.65

Q6 Public Health Population Health Strategies, \$785,000: Provides collaborative policy and systems assessment, development, and implementation services to family and community leaders so they can take action to support healthy, clean, and safe places to live, work and play.

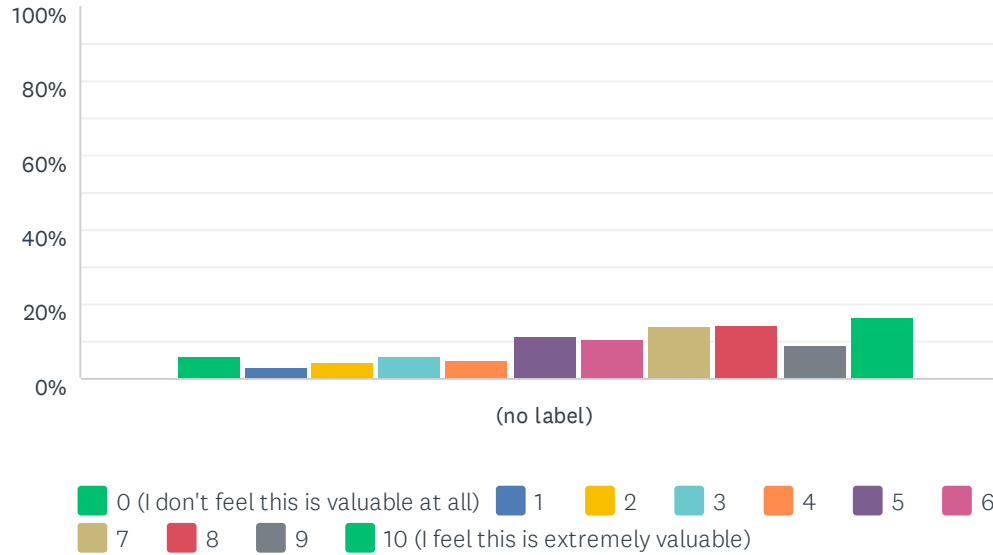
Answered: 3,034 Skipped: 40



	0 (I DON'T FEEL THIS IS VALUABLE AT ALL)	1	2	3	4	5	6	7	8	9	10 (I FEEL THIS IS EXTREMELY VALUABLE)	TOTAL	WEIGHTED AVERAGE
(no label)	9.39% 285	4.42% 134	6.06% 184	8.40% 255	8.08% 245	15.49% 470	10.32% 313	12.49% 379	10.68% 324	4.98% 151	9.69% 294	3,034	5.28

Q7 Community Workforce, \$930,000: Provides customized services to individuals with barriers to employment so they can obtain and retain meaningful employment through a successful job placement.

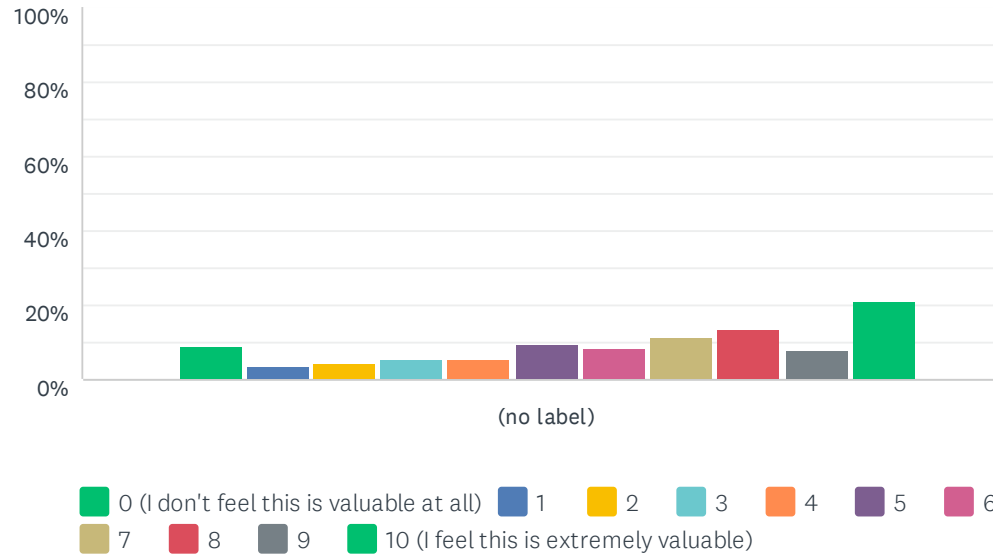
Answered: 2,960 Skipped: 114



	0 (I DON'T FEEL THIS IS VALUABLE AT ALL)	1	2	3	4	5	6	7	8	9	10 (I FEEL THIS IS EXTREMELY VALUABLE)	TOTAL	WEIGHTED AVERAGE
(no label)	5.81%	3.21%	4.36%	6.01%	5.17%	11.39%	10.30%	13.78%	14.49%	8.99%	16.49%	2,960	6.28
	172	95	129	178	153	337	305	408	429	266	488		

Q8 Community Development, \$48,000: Provides supportive and houseless services, affordable housing, rehabilitation, and neighborhood revitalization services to low and moderate income individuals and families to build security and have improved access to services.

Answered: 2,966 Skipped: 108

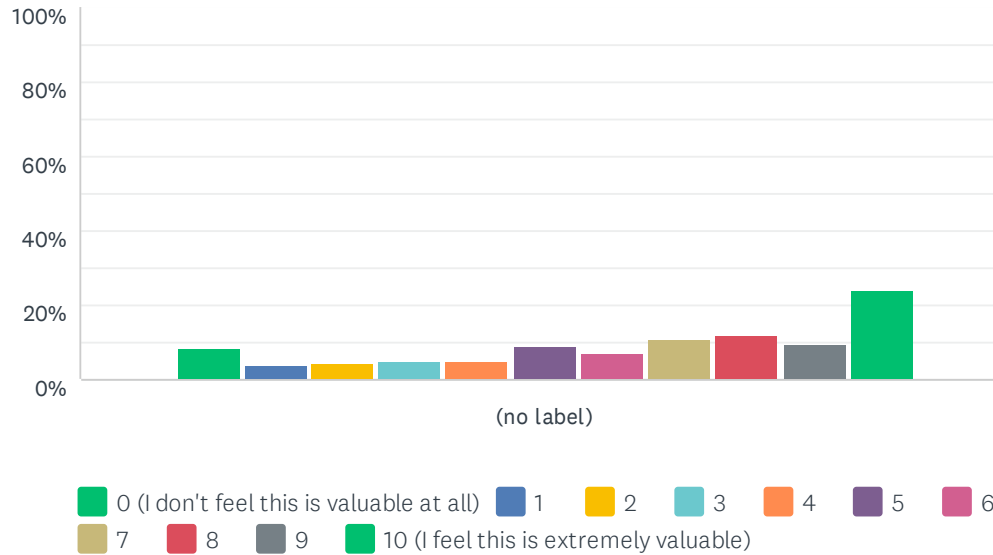


	0 (I DON'T FEEL THIS IS VALUABLE AT ALL)	1	2	3	4	5	6	7	8	9	10 (I FEEL THIS IS EXTREMELY VALUABLE)	TOTAL	WEIGHTED AVERAGE
(no label)	8.83% 262	3.41% 101	4.65% 138	5.50% 163	5.36% 159	9.71% 288	8.46% 251	11.36% 337	13.39% 397	8.19% 243	21.14% 627	2,966	6.22



Q9 Housing Support, \$3.2 million: Provides housing stabilization and supportive services to people who are homeless or at risk of becoming homeless so they can obtain and maintain permanent housing.

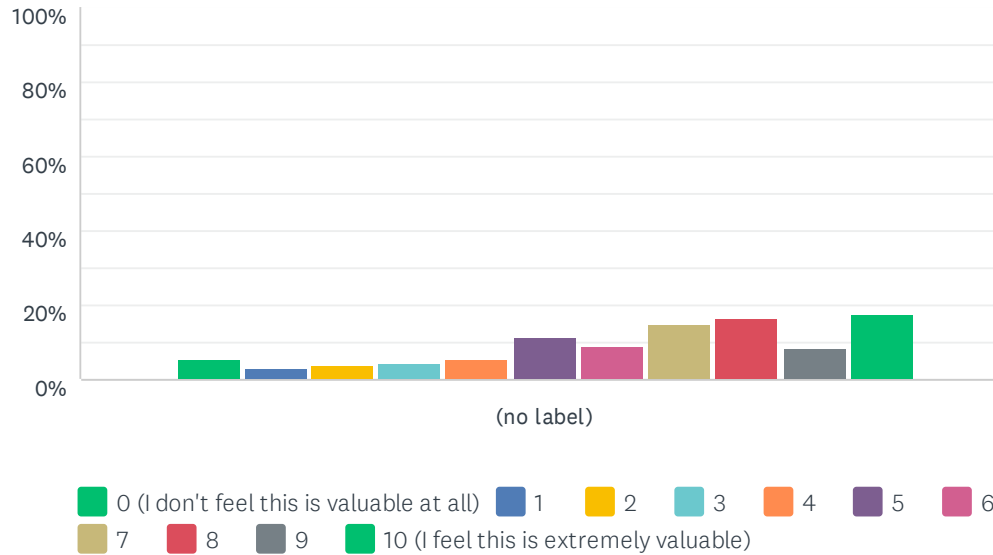
Answered: 2,962 Skipped: 112



	0 (I DON'T FEEL THIS IS VALUABLE AT ALL)	1	2	3	4	5	6	7	8	9	10 (I FEEL THIS IS EXTREMELY VALUABLE)	TOTAL	WEIGHTED AVERAGE
(no label)	8.74% 259	4.15% 123	4.32% 128	4.90% 145	5.03% 149	8.88% 263	7.16% 212	11.14% 330	12.12% 359	9.49% 281	24.07% 713	2,962	6.36

Q10 Volunteer Connection, \$108,000: Creates volunteer opportunities for the public that increases the capacity to provide independent living supports to older adults and persons with disabilities.

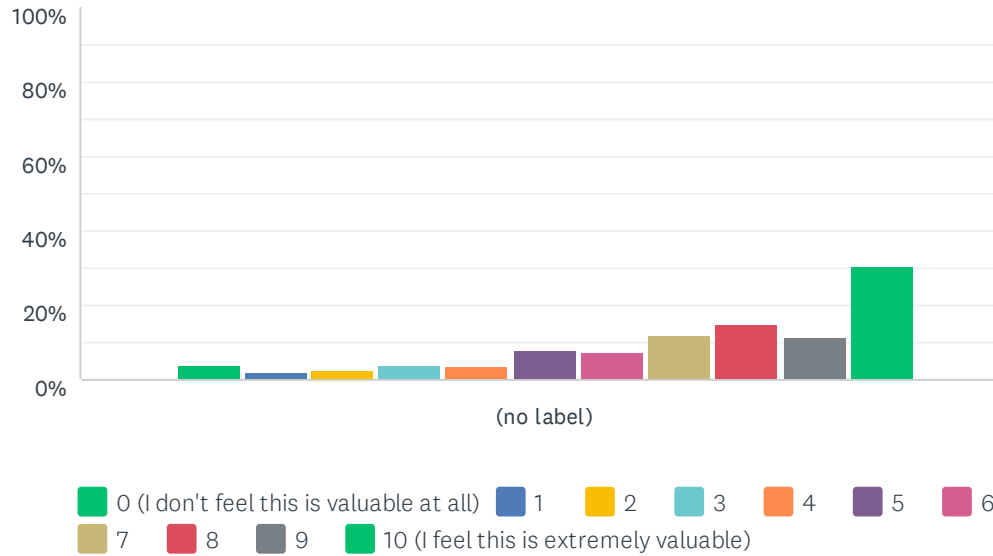
Answered: 2,969 Skipped: 105



	0 (I DON'T FEEL THIS IS VALUABLE AT ALL)	1	2	3	4	5	6	7	8	9	10 (I FEEL THIS IS EXTREMELY VALUABLE)	TOTAL	WEIGHTED AVERAGE
(no label)	5.69% 169	2.76% 82	3.81% 113	4.61% 137	5.62% 167	11.38% 338	8.82% 262	14.95% 444	16.57% 492	8.42% 250	17.35% 515	2,969	6.43

Q11 Vulnerable Child Stabilization, \$1.68 million: Provides services to very vulnerable families with very young children so they can experience safe and stable home environments and academic progress.

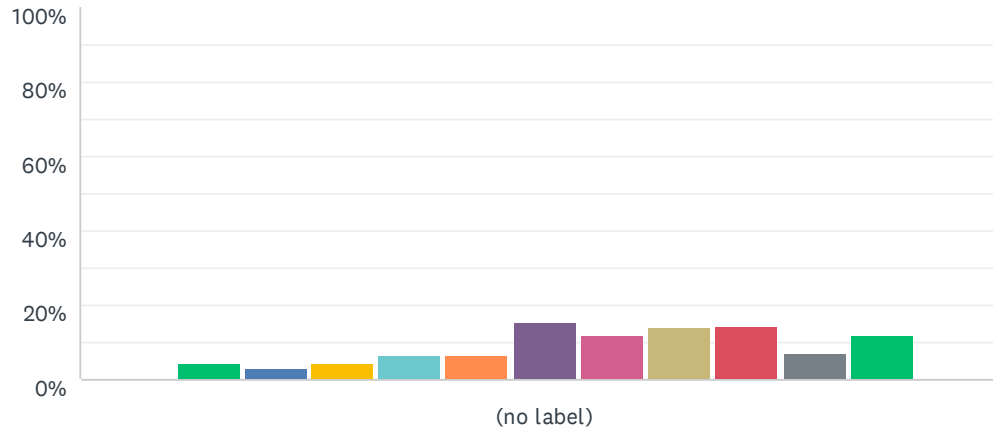
Answered: 2,973 Skipped: 101



	0 (I DON'T FEEL THIS IS VALUABLE AT ALL)	1	2	3	4	5	6	7	8	9	10 (I FEEL THIS IS EXTREMELY VALUABLE)	TOTAL	WEIGHTED AVERAGE
(no label)	3.90% 116	1.78% 53	2.32% 69	3.97% 118	3.57% 106	7.97% 237	7.57% 225	12.01% 357	14.80% 440	11.54% 343	30.58% 909	2,973	7.30

Q12 Code Enforcement, \$271,000: Provides education, resolution and enforcement services to county stakeholders regarding solid waste, planning and land use, septic, engineering, building, and similar codes.

Answered: 2,886 Skipped: 188

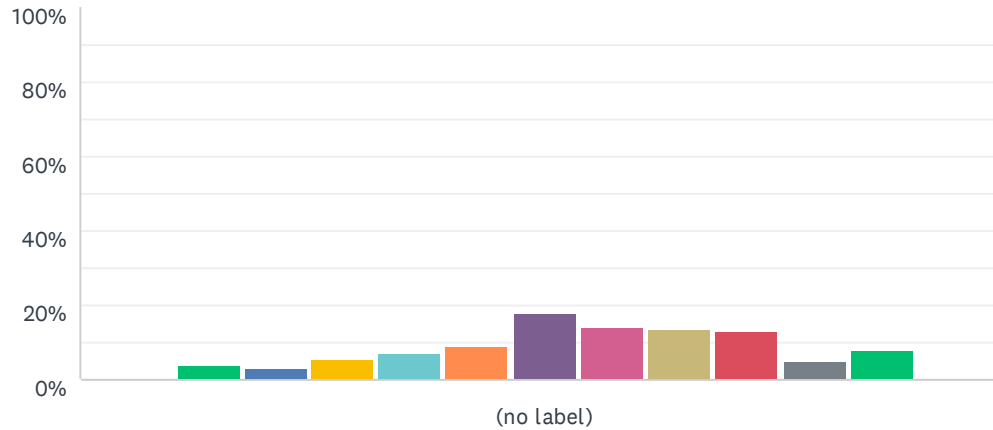


■ 0 (I don't feel this is valuable at all) 
 ■ 1 
 ■ 2 
 ■ 3 
 ■ 4 
 ■ 5 
 ■ 6 
 ■ 7 
 ■ 8 
 ■ 9 
 ■ 10 (I feel this is extremely valuable)

	0 (I DON'T FEEL THIS IS VALUABLE AT ALL)	1	2	3	4	5	6	7	8	9	10 (I FEEL THIS IS EXTREMELY VALUABLE)	TOTAL	WEIGHTED AVERAGE
(no label)	4.57% 132	3.01% 87	4.30% 124	6.58% 190	6.41% 185	15.38% 444	12.20% 352	14.10% 407	14.48% 418	6.76% 195	12.20% 352	2,886	6.04

Q13 County Surveyor, \$601,000: Provides land surveying resources, plat review and other services to stakeholders so they can complete survey projects for filing or recording while protecting property rights.

Answered: 2,880 Skipped: 194

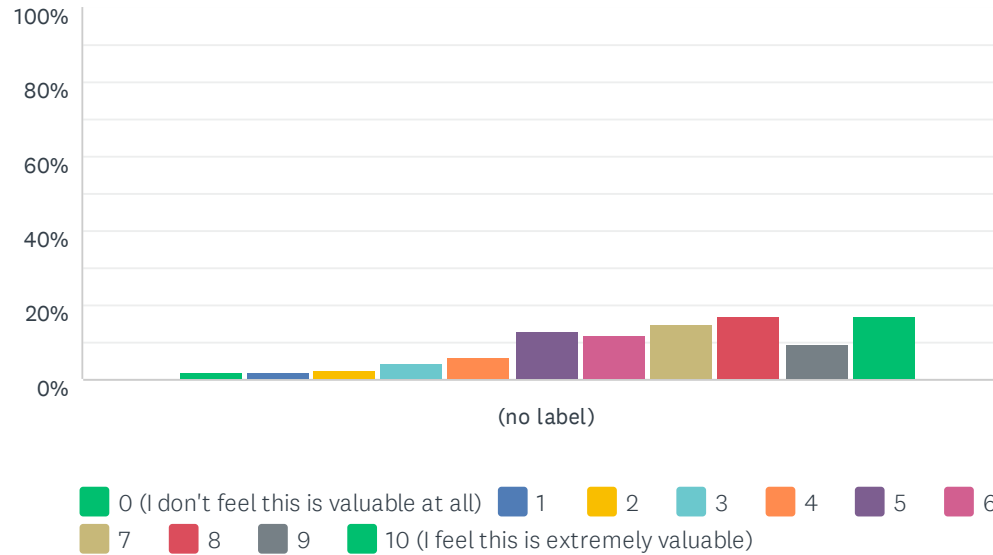


■ 0 (I don't feel this is valuable at all) 
 ■ 1 
 ■ 2 
 ■ 3 
 ■ 4 
 ■ 5 
 ■ 6 
 ■ 7 
 ■ 8 
 ■ 9 
 ■ 10 (I feel this is extremely valuable)

	0 (I DON'T FEEL THIS IS VALUABLE AT ALL)	1	2	3	4	5	6	7	8	9	10 (I FEEL THIS IS EXTREMELY VALUABLE)	TOTAL	WEIGHTED AVERAGE
(no label)	3.78% 109	3.19% 92	5.45% 157	7.22% 208	9.17% 264	17.78% 512	14.20% 409	13.37% 385	12.95% 373	4.90% 141	7.99% 230	2,880	5.68

Q14 County Treasurer, \$803,000: Invests, accounts for, manages, distributes, and safeguards the county's cash assets; houses the Internal Audit function that manages reports of internal wrongdoing.

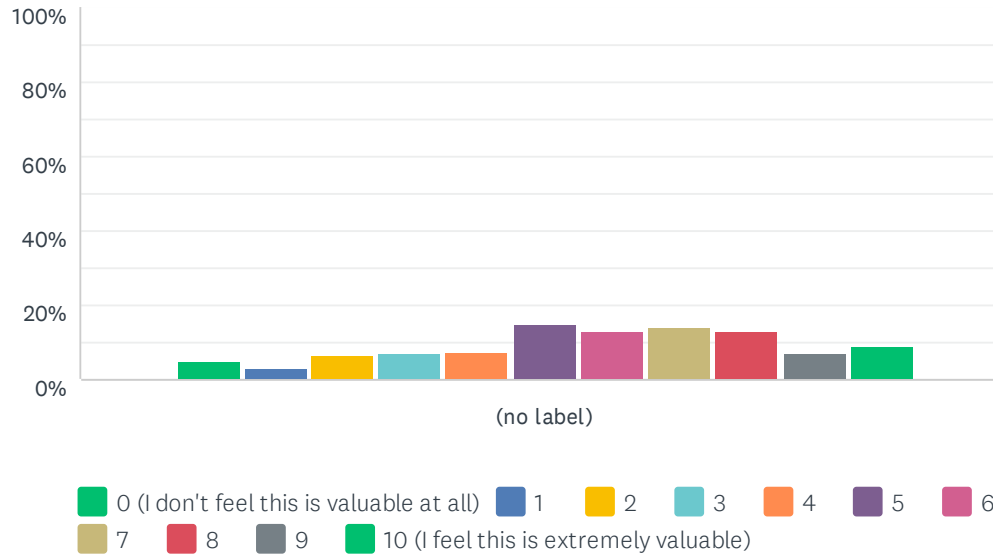
Answered: 2,883 Skipped: 191



	0 (I DON'T FEEL THIS IS VALUABLE AT ALL)	1	2	3	4	5	6	7	8	9	10 (I FEEL THIS IS EXTREMELY VALUABLE)	TOTAL	WEIGHTED AVERAGE
(no label)	2.15% 62	1.80% 52	2.53% 73	4.37% 126	5.83% 168	12.97% 374	11.76% 339	15.19% 438	16.93% 488	9.68% 279	16.79% 484	2,883	6.75

Q15 Land Use, Development Review and Permitting, \$2.0 million: Provides comprehensive information, plan review, permitting and inspection services so that stakeholders can make informed decisions and advance land use and development projects in a timely manner.

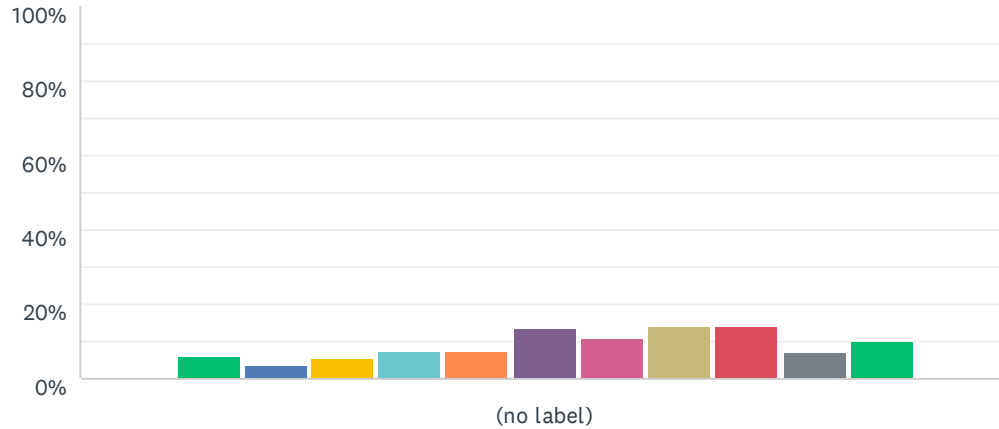
Answered: 2,870 Skipped: 204



	0 (I DON'T FEEL THIS IS VALUABLE AT ALL)	1	2	3	4	5	6	7	8	9	10 (I FEEL THIS IS EXTREMELY VALUABLE)	TOTAL	WEIGHTED AVERAGE
(no label)	5.23%	2.93%	6.34%	6.93%	7.46%	14.88%	13.03%	13.87%	13.24%	7.04%	9.06%	2,870	5.76
	150	84	182	199	214	427	374	398	380	202	260		

Q16 Long-Range Planning program, \$749,000: Provides land use and transportation plan development, analysis, coordination and public engagement services to stakeholders in order to help guide future development.

Answered: 2,879 Skipped: 195



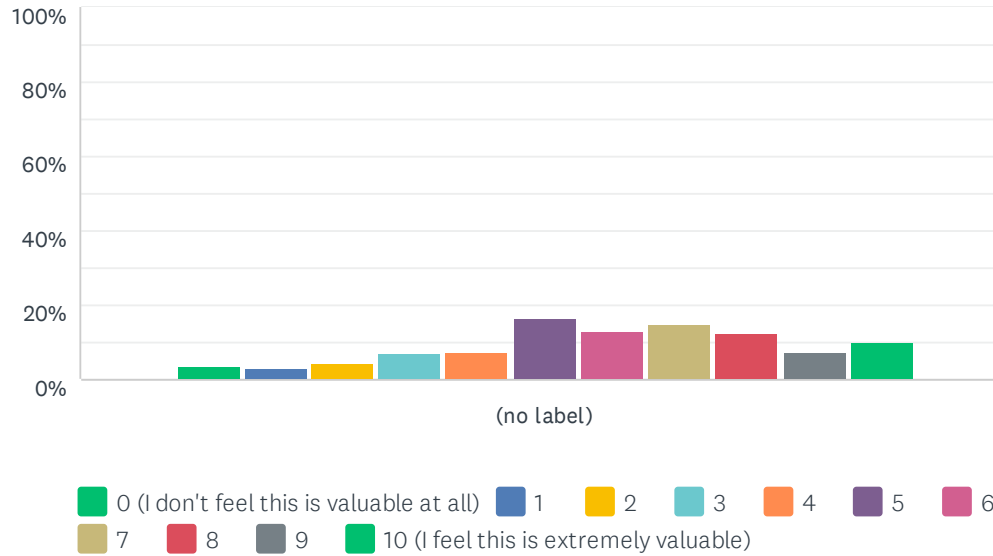
■ 0 (I don't feel this is valuable at all) 
 ■ 1 
 ■ 2 
 ■ 3 
 ■ 4 
 ■ 5 
 ■ 6 
 ■ 7 
 ■ 8 
 ■ 9 
 ■ 10 (I feel this is extremely valuable)

	0 (I DON'T FEEL THIS IS VALUABLE AT ALL)	1	2	3	4	5	6	7	8	9	10 (I FEEL THIS IS EXTREMELY VALUABLE)	TOTAL	WEIGHTED AVERAGE
(no label)	5.97% 172	3.51% 101	5.59% 161	7.50% 216	7.71% 222	13.44% 387	11.18% 322	14.17% 408	14.03% 404	7.09% 204	9.80% 282	2,879	5.76



Q17 Property Records, \$1.69 million: Provides current and historical property information services to stakeholders so they can receive prompt and accurate property information.

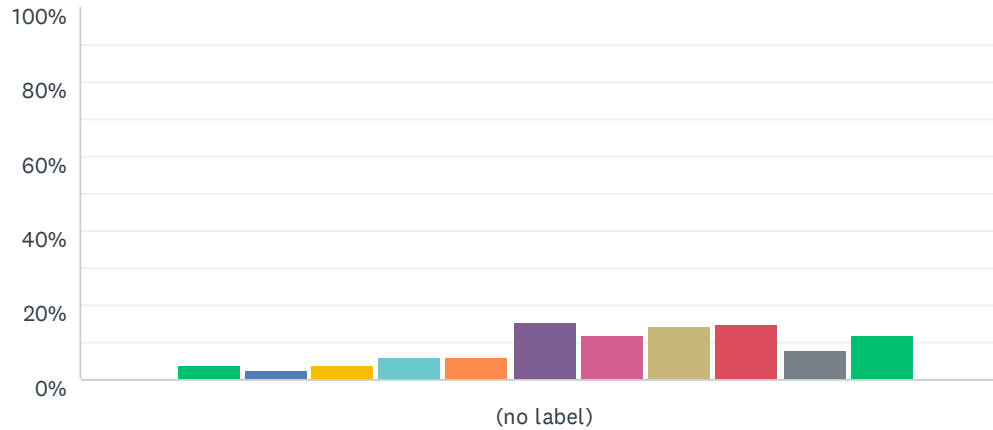
Answered: 2,871 Skipped: 203



	0 (I DON'T FEEL THIS IS VALUABLE AT ALL)	1	2	3	4	5	6	7	8	9	10 (I FEEL THIS IS EXTREMELY VALUABLE)	TOTAL	WEIGHTED AVERAGE
(no label)	3.38%	2.79%	4.74%	7.21%	7.73%	16.41%	12.82%	15.15%	12.71%	7.28%	9.79%	2,871	5.95
	97	80	136	207	222	471	368	435	365	209	281		

Q18 Property Tax Revenue, \$1.43 million: Provides tax certification, notification, collection and distribution services to property owners, taxpayers and taxing districts aimed at ensuring timely payments to fund county services.

Answered: 2,873 Skipped: 201

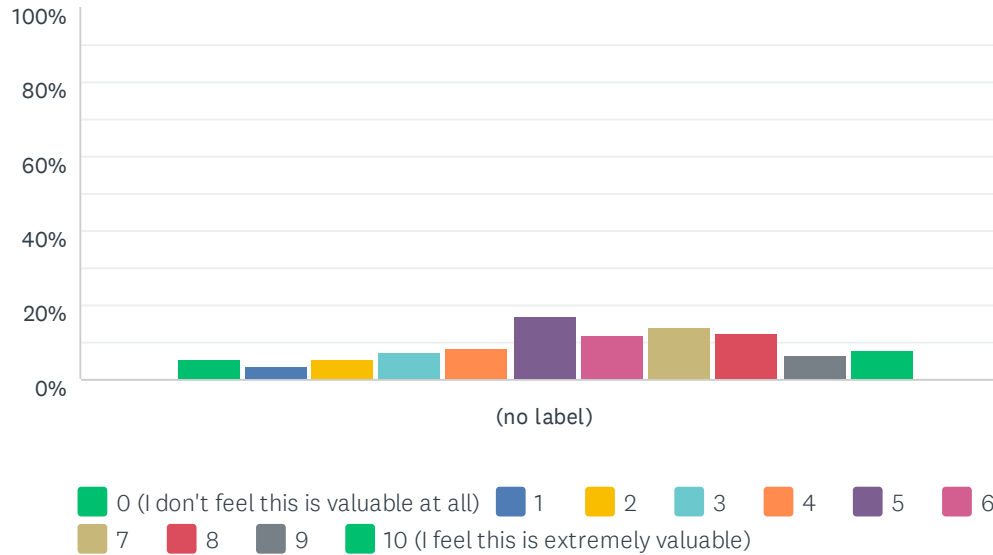


■ 0 (I don't feel this is valuable at all) 
 ■ 1 
 ■ 2 
 ■ 3 
 ■ 4 
 ■ 5 
 ■ 6 
 ■ 7 
 ■ 8 
 ■ 9 
 ■ 10 (I feel this is extremely valuable)

	0 (I DON'T FEEL THIS IS VALUABLE AT ALL)	1	2	3	4	5	6	7	8	9	10 (I FEEL THIS IS EXTREMELY VALUABLE)	TOTAL	WEIGHTED AVERAGE
(no label)	4.18% 120	2.58% 74	3.79% 109	6.20% 178	5.99% 172	15.42% 443	12.08% 347	14.58% 419	14.83% 426	8.21% 236	12.15% 349	2,873	6.18

Q19 Property Valuation, \$3.26 million: Provides appraisal, statistical, analytical, special program eligibility, dispute resolution and correction services to ensure real market valuation and correct tax allocations.

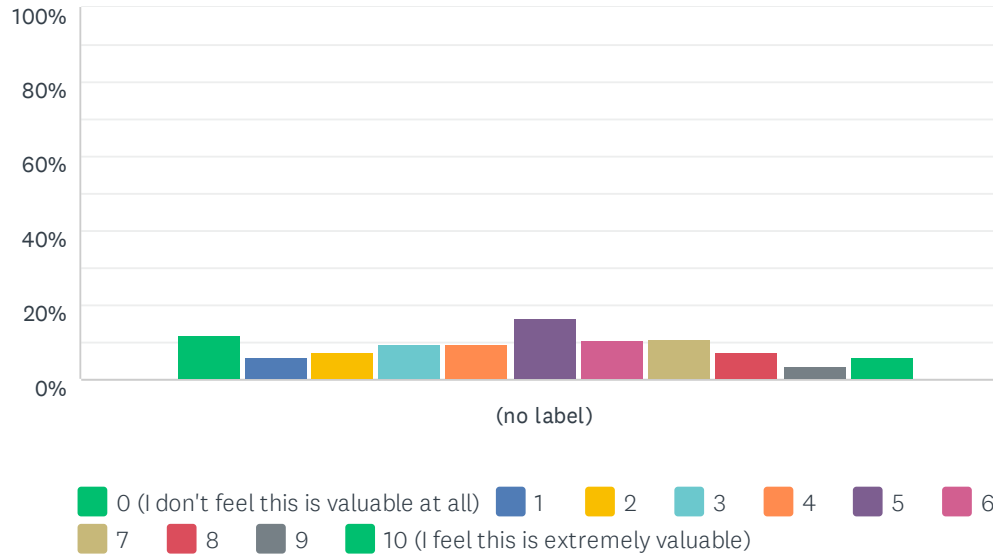
Answered: 2,881 Skipped: 193



	0 (I DON'T FEEL THIS IS VALUABLE AT ALL)	1	2	3	4	5	6	7	8	9	10 (I FEEL THIS IS EXTREMELY VALUABLE)	TOTAL	WEIGHTED AVERAGE
(no label)	5.62% 162	3.75% 108	5.31% 153	7.60% 219	8.33% 240	16.83% 485	11.87% 342	13.92% 401	12.25% 353	6.32% 182	8.19% 236	2,881	5.60

Q20 Conflict Resolution Services, \$521,000. Provides mediation and other dispute resolution services to people and organizations experiencing conflicts.

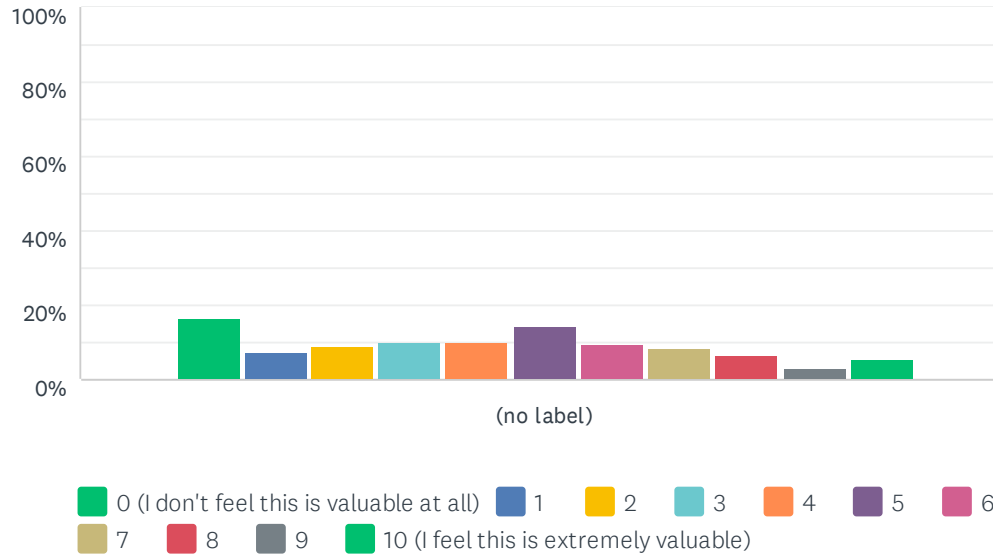
Answered: 2,842 Skipped: 232



	0 (I DON'T FEEL THIS IS VALUABLE AT ALL)	1	2	3	4	5	6	7	8	9	10 (I FEEL THIS IS EXTREMELY VALUABLE)	TOTAL	WEIGHTED AVERAGE
(no label)	11.75% 334	5.77% 164	7.46% 212	9.57% 272	9.57% 272	16.43% 467	10.73% 305	11.19% 318	7.71% 219	3.69% 105	6.12% 174	2,842	4.69

Q21 Conflict Resolution Skill Development, \$145,000. Provides education/coaching services to people and organizations seeking to develop skills at responding to and resolving conflicts.

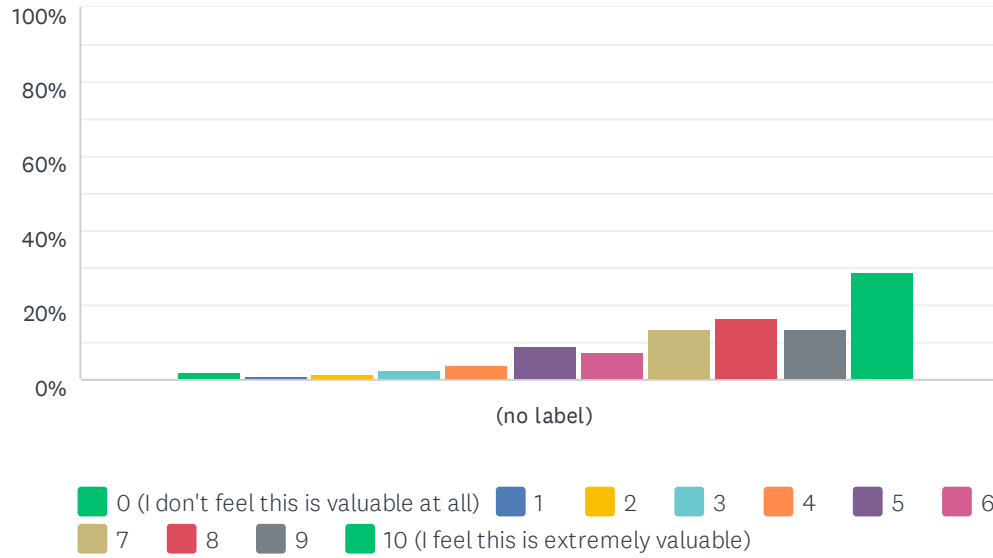
Answered: 2,836 Skipped: 238



	0 (I DON'T FEEL THIS IS VALUABLE AT ALL)	1	2	3	4	5	6	7	8	9	10 (I FEEL THIS IS EXTREMELY VALUABLE)	TOTAL	WEIGHTED AVERAGE
(no label)	16.33% 463	7.51% 213	9.24% 262	9.77% 277	9.94% 282	14.46% 410	9.34% 265	8.39% 238	6.45% 183	3.14% 89	5.43% 154	2,836	4.16

Q22 County Parks, \$210,000. Provides parks, recreation, facilities, and services to residents and visitors.

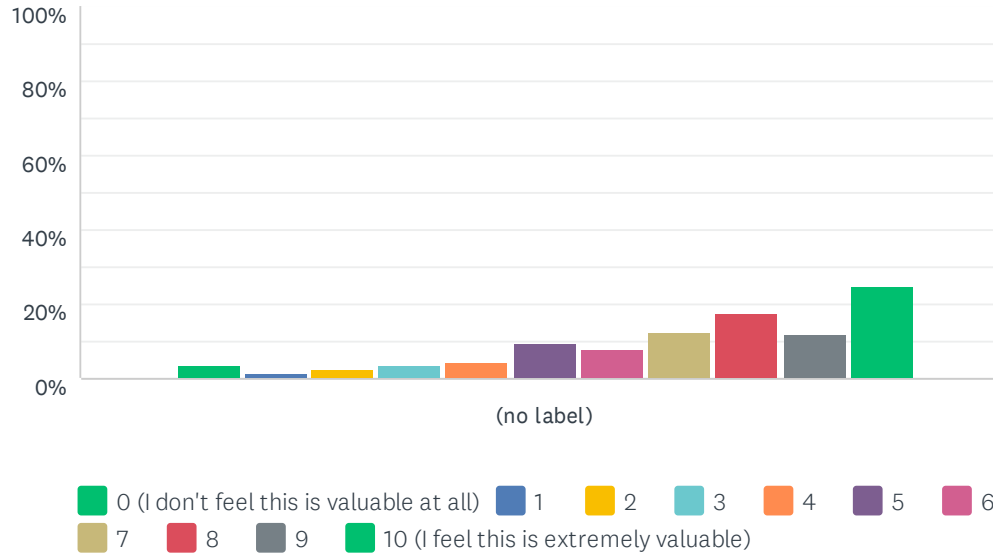
Answered: 2,845 Skipped: 229



	0 (I DON'T FEEL THIS IS VALUABLE AT ALL)	1	2	3	4	5	6	7	8	9	10 (I FEEL THIS IS EXTREMELY VALUABLE)	TOTAL	WEIGHTED AVERAGE
(no label)	1.93% 55	0.77% 22	1.58% 45	2.67% 76	3.90% 111	9.07% 258	7.66% 218	13.57% 386	16.45% 468	13.29% 378	29.10% 828	2,845	7.56

Q23 Disaster Management, \$1.29 million. Provides planning, preparedness, response, recovery and mitigation services to residents and stakeholders in response to natural and manmade disasters.

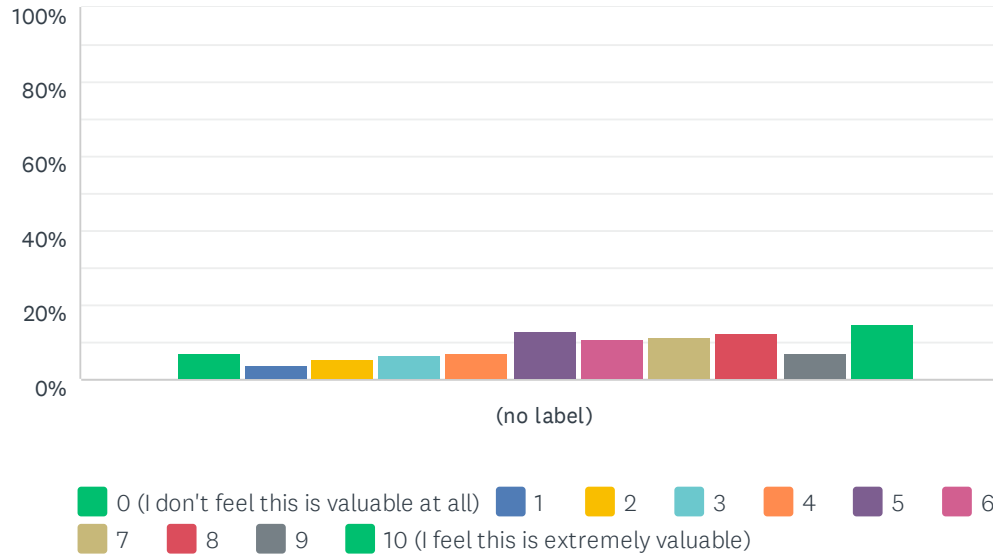
Answered: 2,843 Skipped: 231



	0 (I DON'T FEEL THIS IS VALUABLE AT ALL)	1	2	3	4	5	6	7	8	9	10 (I FEEL THIS IS EXTREMELY VALUABLE)	TOTAL	WEIGHTED AVERAGE
(no label)	3.48% 99	1.41% 40	2.53% 72	3.48% 99	4.29% 122	9.60% 273	8.13% 231	12.49% 355	17.52% 498	11.89% 338	25.18% 716	2,843	7.17

Q24 Dog Services, \$1.75 million: Provides dog sheltering, education, complaint resolution, licensing, protection and enforcement services to the public.

Answered: 2,845 Skipped: 229

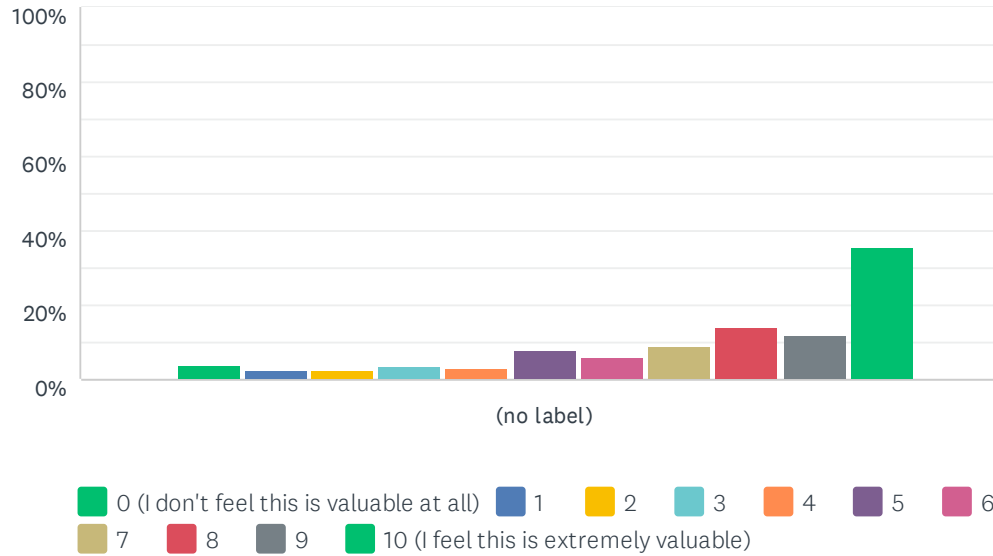


	0 (I DON'T FEEL THIS IS VALUABLE AT ALL)	1	2	3	4	5	6	7	8	9	10 (I FEEL THIS IS EXTREMELY VALUABLE)	TOTAL	WEIGHTED AVERAGE
(no label)	6.99% 199	3.76% 107	5.66% 161	6.68% 190	6.85% 195	12.97% 369	10.90% 310	11.53% 328	12.58% 358	6.89% 196	15.18% 432	2,845	5.88



Q25 Library Systems, \$2.6 million. Provides informational, recreational, community, cultural, and support services to libraries in Clackamas County.

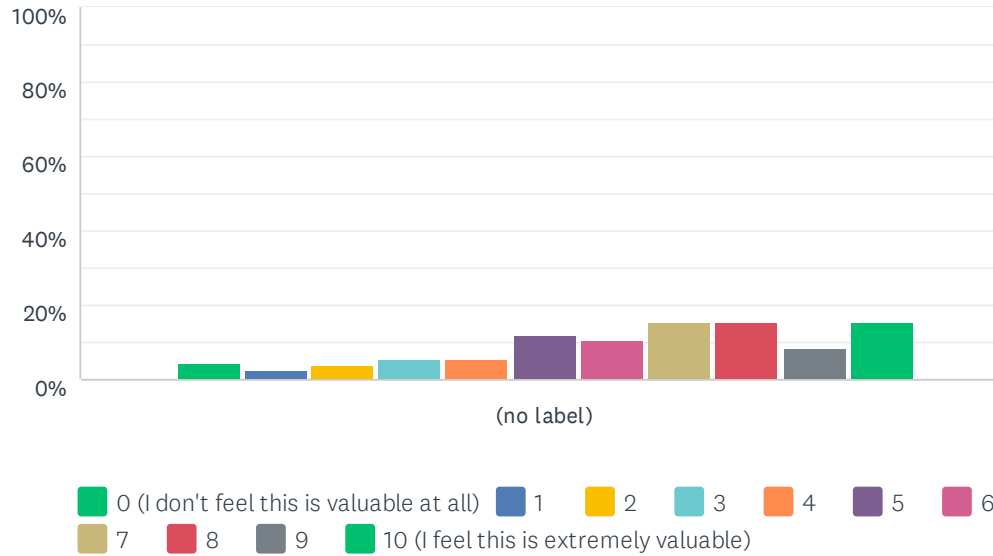
Answered: 2,847 Skipped: 227



	0 (I DON'T FEEL THIS IS VALUABLE AT ALL)	1	2	3	4	5	6	7	8	9	10 (I FEEL THIS IS EXTREMELY VALUABLE)	TOTAL	WEIGHTED AVERAGE
(no label)	3.79% 108	2.56% 73	2.67% 76	3.34% 95	3.09% 88	7.87% 224	5.94% 169	9.17% 261	14.12% 402	11.91% 339	35.55% 1,012	2,847	7.45

Q26 Traffic Safety program, \$302,000: Provides education, commercial vehicle inspection, traffic operations and engineering services to all road users.

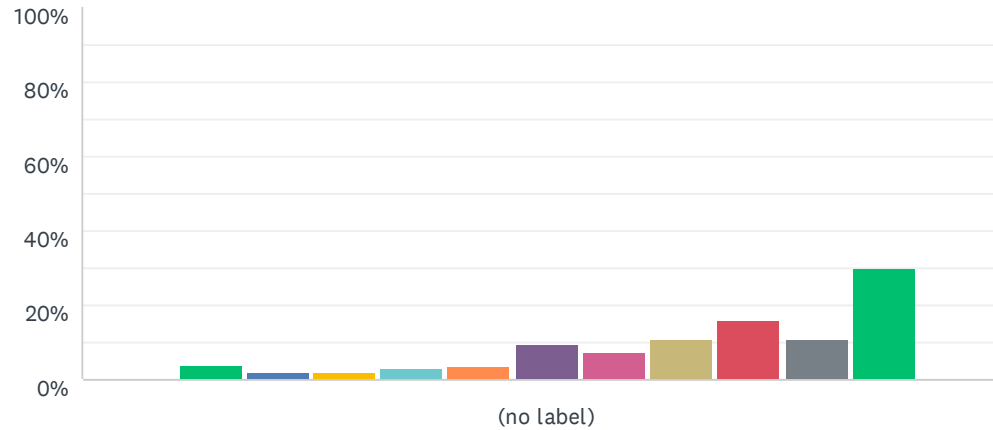
Answered: 2,836 Skipped: 238



	0 (I DON'T FEEL THIS IS VALUABLE AT ALL)	1	2	3	4	5	6	7	8	9	10 (I FEEL THIS IS EXTREMELY VALUABLE)	TOTAL	WEIGHTED AVERAGE
(no label)	4.30% 122	2.72% 77	3.88% 110	5.36% 152	5.71% 162	12.13% 344	10.54% 299	15.37% 436	15.69% 445	8.57% 243	15.73% 446	2,836	6.41

Q27 Veterans Services, \$582,000: Provides Veterans Affairs claims consultation and representation services to veterans and eligible dependents, aimed at obtaining their maximum entitled benefits.

Answered: 2,849 Skipped: 225

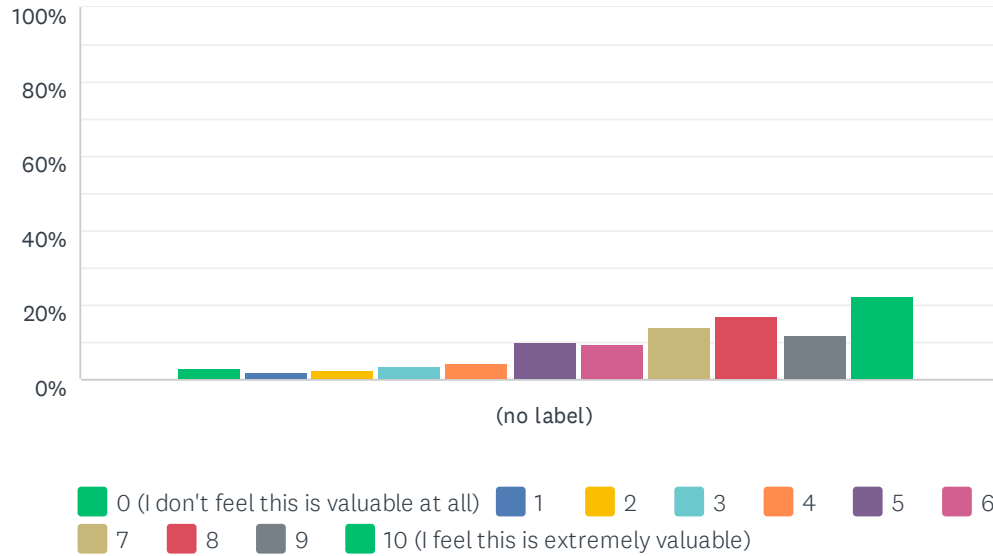


■ 0 (I don't feel this is valuable at all) 
 ■ 1 
 ■ 2 
 ■ 3 
 ■ 4 
 ■ 5 
 ■ 6 
 ■ 7 
 ■ 8 
 ■ 9 
 ■ 10 (I feel this is extremely valuable)

	0 (I DON'T FEEL THIS IS VALUABLE AT ALL)	1	2	3	4	5	6	7	8	9	10 (I FEEL THIS IS EXTREMELY VALUABLE)	TOTAL	WEIGHTED AVERAGE
(no label)	3.79% 108	1.97% 56	2.11% 60	2.95% 84	3.65% 104	9.48% 270	7.65% 218	11.16% 318	15.97% 455	11.13% 317	30.15% 859	2,849	7.30

Q28 District Attorney: Crime Victim Assistance, \$472,000: Provides support to individuals who have suffered physical, emotional, and/or financial harm as a result of the commission of crime.

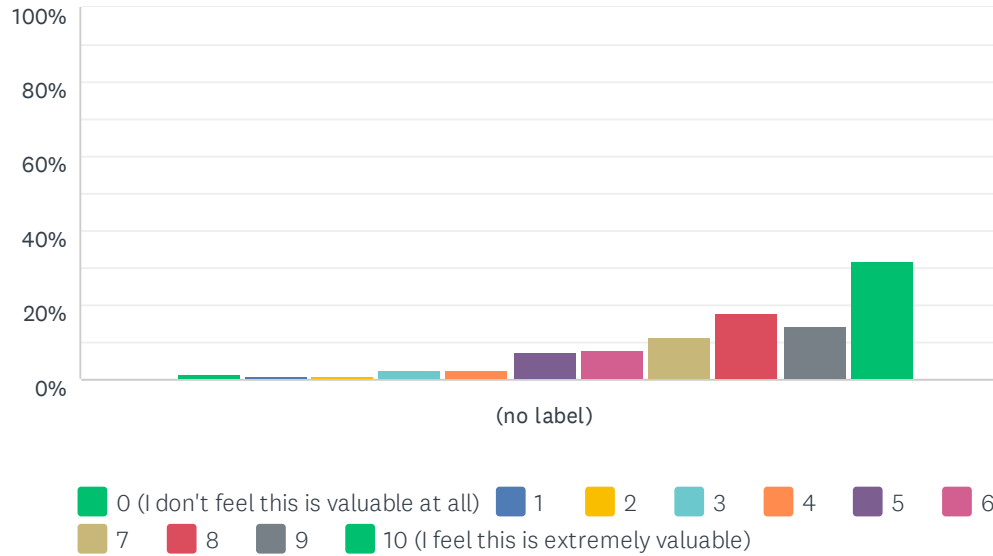
Answered: 2,783 Skipped: 291



	0 (I DON'T FEEL THIS IS VALUABLE AT ALL)	1	2	3	4	5	6	7	8	9	10 (I FEEL THIS IS EXTREMELY VALUABLE)	TOTAL	WEIGHTED AVERAGE
(no label)	2.87% 80	1.83% 51	2.62% 73	3.31% 92	4.28% 119	10.03% 279	9.31% 259	13.87% 386	17.00% 473	12.22% 340	22.67% 631	2,783	7.10

Q29 District Attorney: Criminal Prosecution, \$10.43 million: Handles the prosecution of all crimes submitted to the District Attorney's Office by law enforcement.

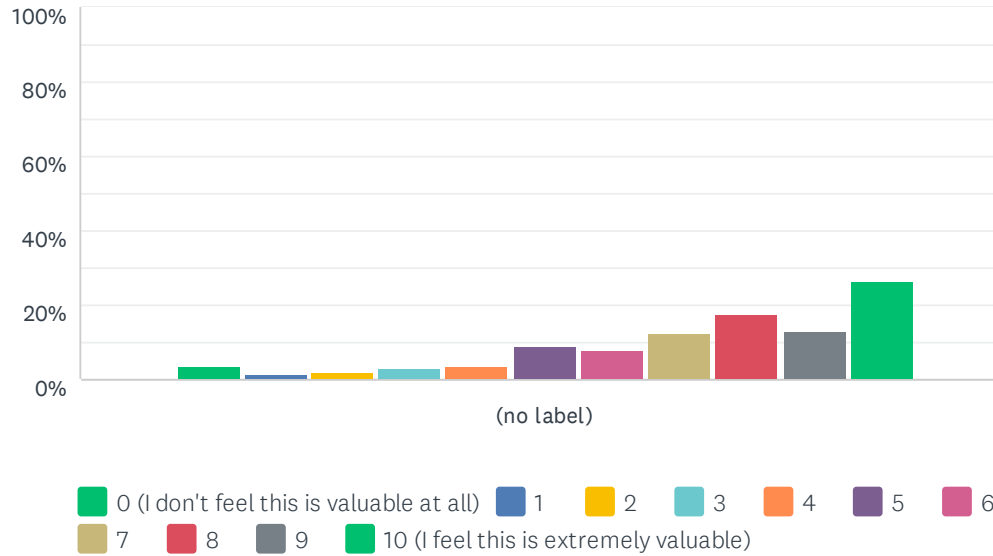
Answered: 2,787 Skipped: 287



	0 (I DON'T FEEL THIS IS VALUABLE AT ALL)	1	2	3	4	5	6	7	8	9	10 (I FEEL THIS IS EXTREMELY VALUABLE)	TOTAL	WEIGHTED AVERAGE
(no label)	1.72% 48	1.18% 33	1.22% 34	2.26% 63	2.55% 71	7.36% 205	7.86% 219	11.73% 327	17.76% 495	14.57% 406	31.79% 886	2,787	7.78

Q30 District Attorney: Family Support, \$401,000: Provides services aimed at ensuring children and families receive necessary financial support from parents responsible for making payments.

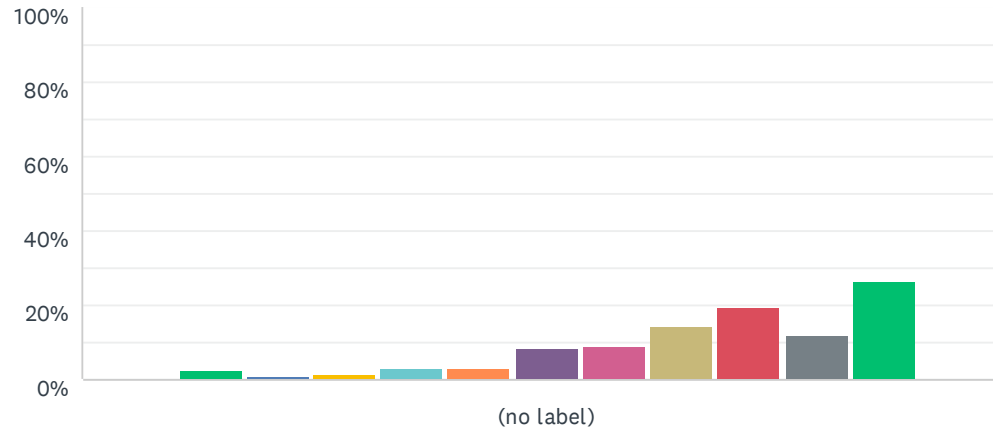
Answered: 2,783 Skipped: 291



	0 (I DON'T FEEL THIS IS VALUABLE AT ALL)	1	2	3	4	5	6	7	8	9	10 (I FEEL THIS IS EXTREMELY VALUABLE)	TOTAL	WEIGHTED AVERAGE
(no label)	3.27% 91	1.62% 45	1.94% 54	2.98% 83	3.63% 101	9.23% 257	8.08% 225	12.50% 348	17.43% 485	12.97% 361	26.34% 733	2,783	7.31

Q31 Juvenile Offender Accountability, \$2.63 million. Provides interventions, compliance monitoring, and restorative services to youth so they can be accountable to victims and repair harm caused.

Answered: 2,781 Skipped: 293

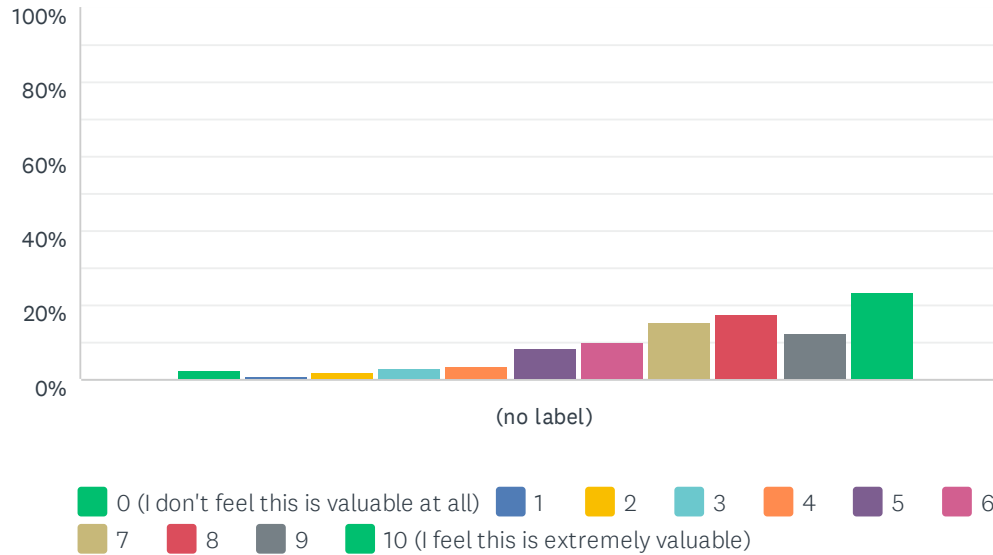


■ 0 (I don't feel this is valuable at all) 
 ■ 1 
 ■ 2 
 ■ 3 
 ■ 4 
 ■ 5 
 ■ 6 
 ■ 7 
 ■ 8 
 ■ 9 
 ■ 10 (I feel this is extremely valuable)

	0 (I DON'T FEEL THIS IS VALUABLE AT ALL)	1	2	3	4	5	6	7	8	9	10 (I FEEL THIS IS EXTREMELY VALUABLE)	TOTAL	WEIGHTED AVERAGE
(no label)	2.30% 64	1.19% 33	1.44% 40	2.77% 77	2.95% 82	8.38% 233	8.85% 246	14.35% 399	19.49% 542	11.87% 330	26.43% 735	2,781	7.47

Q32 Juvenile Offender Assessment and Detention, \$1.76 million. Provides assessment/detention services to youth so they can receive monitoring and other services aimed at providing community safety.

Answered: 2,777 Skipped: 297

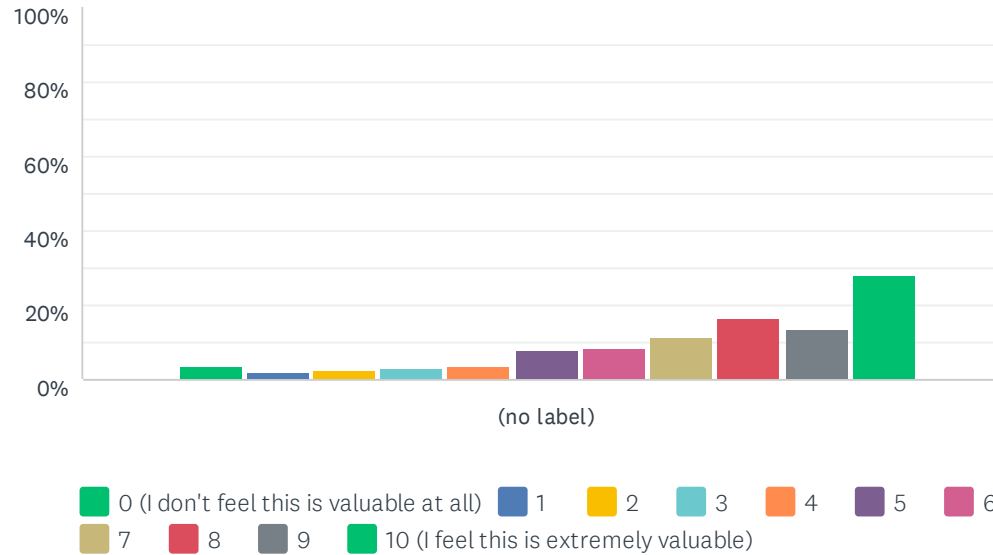


	0 (I DON'T FEEL THIS IS VALUABLE AT ALL)	1	2	3	4	5	6	7	8	9	10 (I FEEL THIS IS EXTREMELY VALUABLE)	TOTAL	WEIGHTED AVERAGE
(no label)	2.30%	1.12%	1.94%	3.06%	3.64%	8.64%	10.15%	15.45%	17.61%	12.35%	23.73%	2,777	7.30
	64	31	54	85	101	240	282	429	489	343	659		



Q33 Juvenile Offender Reformation, \$2.48 million. Provides targeted evaluation/rehabilitative services to youth aimed at increasing competencies needed to transition to adulthood and not commit future offenses.

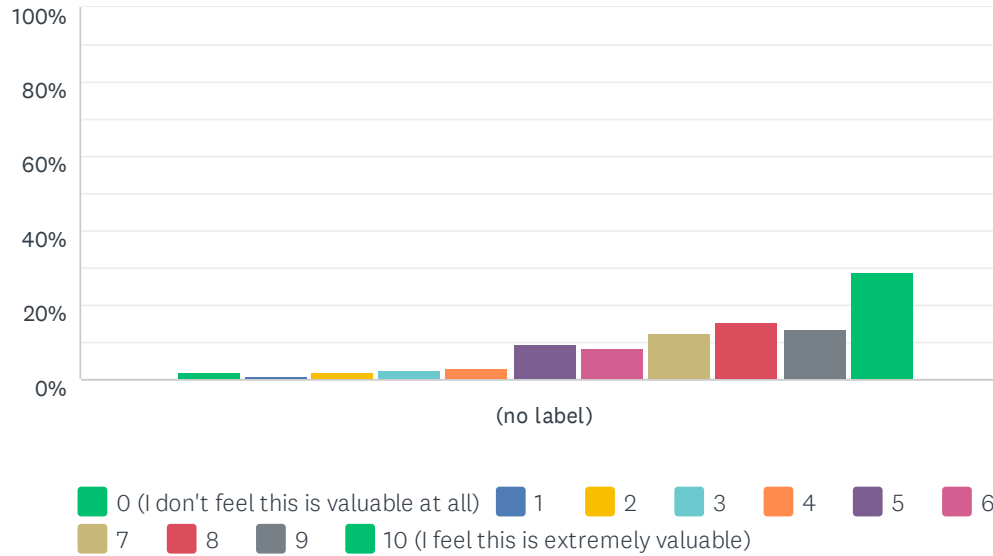
Answered: 2,774 Skipped: 300



	0 (I DON'T FEEL THIS IS VALUABLE AT ALL)	1	2	3	4	5	6	7	8	9	10 (I FEEL THIS IS EXTREMELY VALUABLE)	TOTAL	WEIGHTED AVERAGE
(no label)	3.39% 94	1.77% 49	2.31% 64	2.99% 83	3.28% 91	8.15% 226	8.47% 235	11.36% 315	16.65% 462	13.52% 375	28.12% 780	2,774	7.36

## Q34 Jail Operations, \$24.77 million: Provides secure custody and program services for adult offenders lodged in jail.

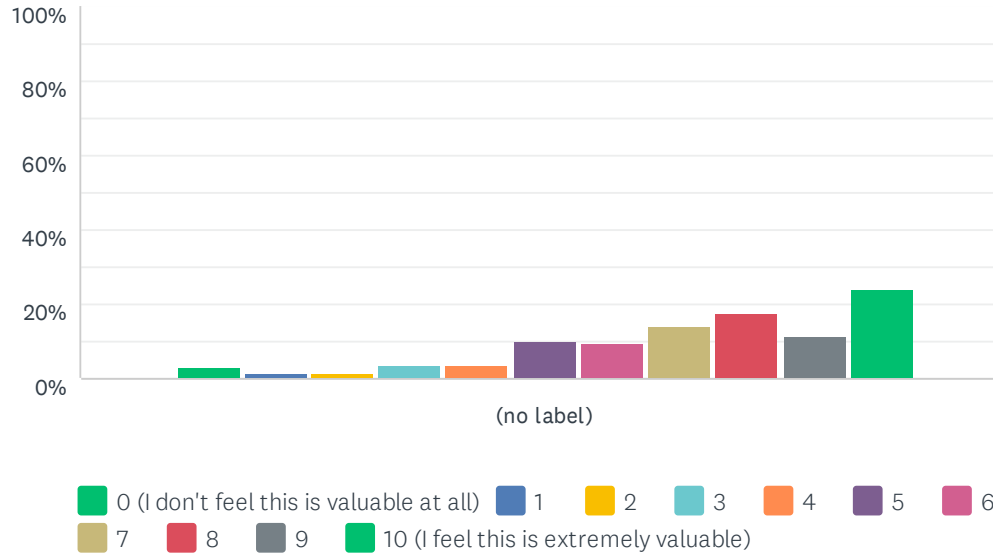
Answered: 2,775 Skipped: 299



	0 (I DON'T FEEL THIS IS VALUABLE AT ALL)	1	2	3	4	5	6	7	8	9	10 (I FEEL THIS IS EXTREMELY VALUABLE)	TOTAL	WEIGHTED AVERAGE
(no label)	2.23% 62	1.19% 33	1.98% 55	2.70% 75	3.24% 90	9.62% 267	8.32% 231	12.68% 352	15.60% 433	13.41% 372	29.01% 805	2,775	7.49

Q35 Sheriff's Offender Reintegration, \$3.53 million: Provides parole, probation, pre-trial services, transitional resources, victim services, treatment and counseling services to offenders and those affected by crime.

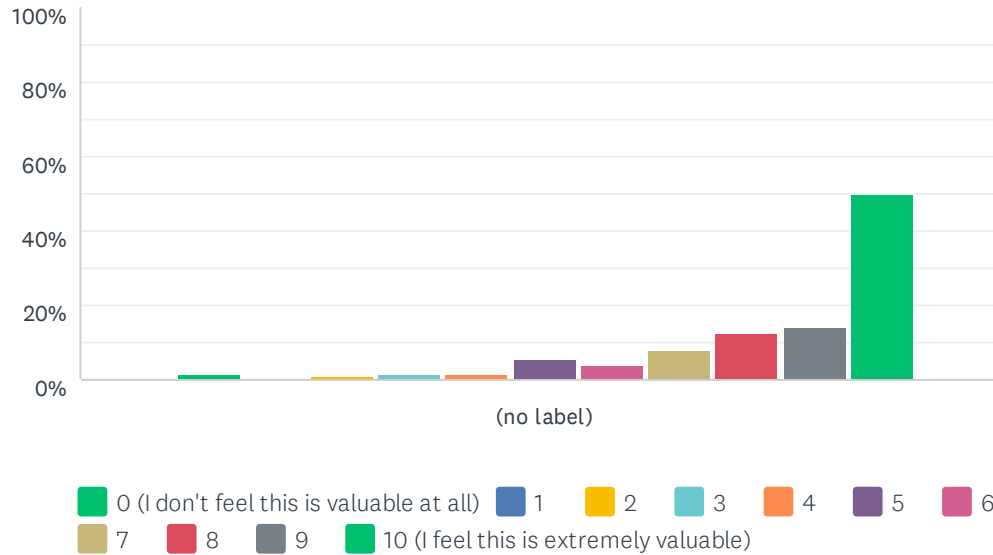
Answered: 2,779 Skipped: 295



	0 (I DON'T FEEL THIS IS VALUABLE AT ALL)	1	2	3	4	5	6	7	8	9	10 (I FEEL THIS IS EXTREMELY VALUABLE)	TOTAL	WEIGHTED AVERAGE
(no label)	3.24% 90	1.55% 43	1.66% 46	3.53% 98	3.60% 100	9.93% 276	9.36% 260	14.14% 393	17.74% 493	11.48% 319	23.79% 661	2,779	7.18

Q36 Sheriff Patrols, \$16.9 million: Provides uniformed police officers and other services that contribute to the preservation of life, protection of property, and preservation of community health/safety.

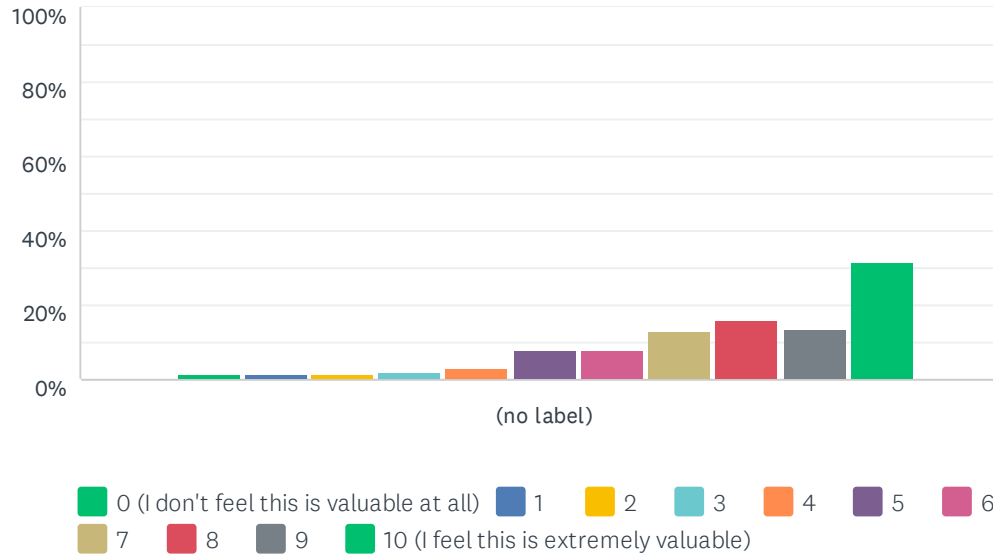
Answered: 2,781 Skipped: 293



	0 (I DON'T FEEL THIS IS VALUABLE AT ALL)	1	2	3	4	5	6	7	8	9	10 (I FEEL THIS IS EXTREMELY VALUABLE)	TOTAL	WEIGHTED AVERAGE
(no label)	1.73%	0.72%	1.04%	1.26%	1.33%	5.57%	4.10%	7.84%	12.44%	13.84%	50.13%	2,781	8.45
	48	20	29	35	37	155	114	218	346	385	1,394		

### Q37 Sheriff Support Services, \$6.93 million: Handles criminal reports, warrants, protective orders, concealed handgun licensing, and public safety training.

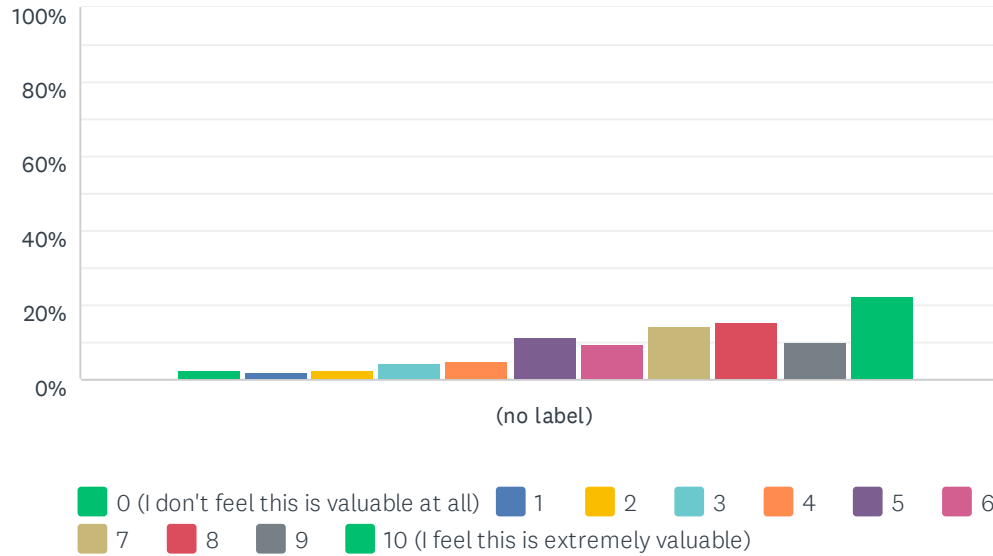
Answered: 2,778 Skipped: 296



	0 (I DON'T FEEL THIS IS VALUABLE AT ALL)	1	2	3	4	5	6	7	8	9	10 (I FEEL THIS IS EXTREMELY VALUABLE)	TOTAL	WEIGHTED AVERAGE
(no label)	1.69% 47	1.37% 38	1.58% 44	2.12% 59	3.20% 89	8.17% 227	8.14% 226	12.85% 357	16.05% 446	13.53% 376	31.28% 869	2,778	7.66

### Q38 Sheriff Civil Support, \$3.8 million: Responsible for security within the Clackamas County Courthouse and civil process proceedings.

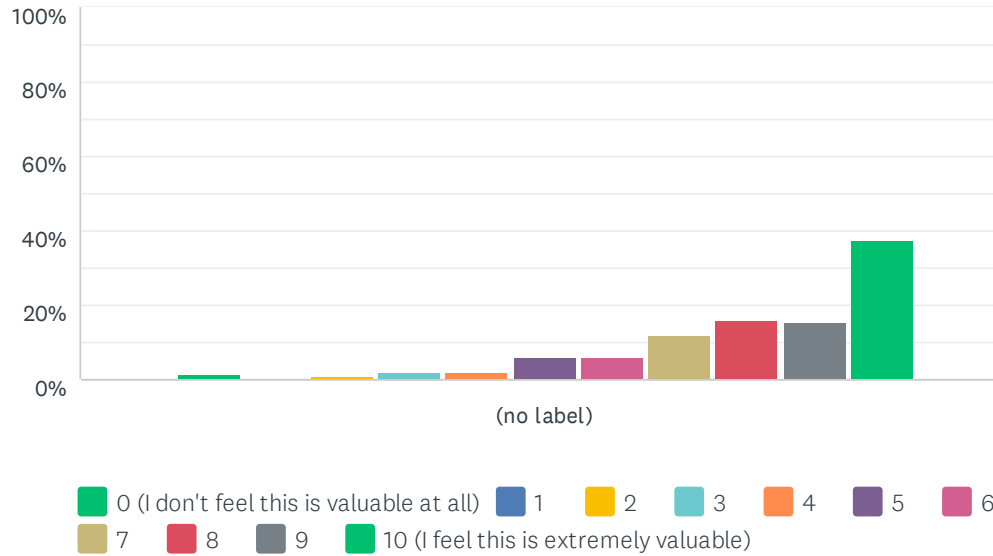
Answered: 2,777 Skipped: 297



	0 (I DON'T FEEL THIS IS VALUABLE AT ALL)	1	2	3	4	5	6	7	8	9	10 (I FEEL THIS IS EXTREMELY VALUABLE)	TOTAL	WEIGHTED AVERAGE
(no label)	2.56%	1.98%	2.56%	4.29%	5.08%	11.34%	9.36%	14.66%	15.63%	10.19%	22.36%	2,777	6.96
	71	55	71	119	141	315	260	407	434	283	621		

### Q39 Sheriff Investigations, \$7.41 million: Responsible for responding to and investigating major criminal incidents and processing related evidence.

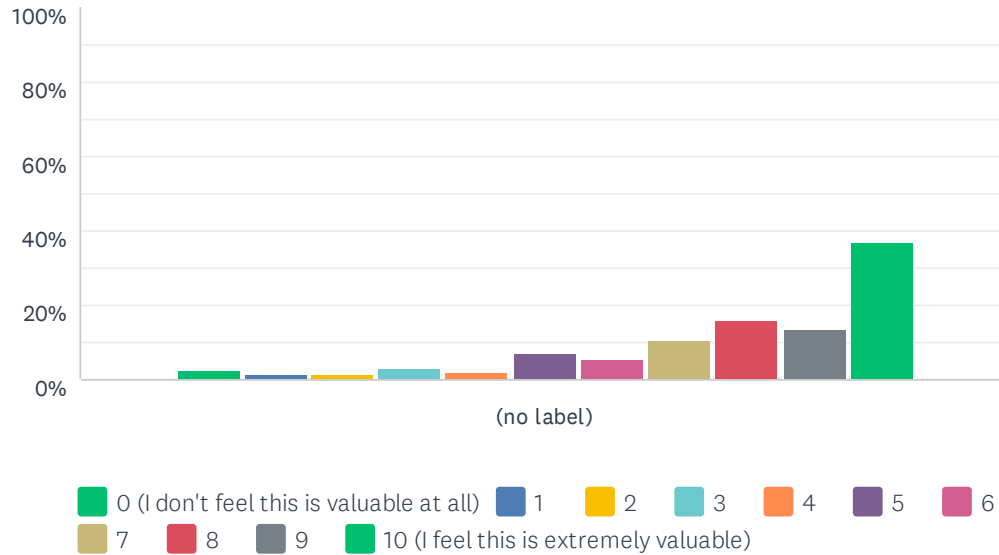
Answered: 2,778 Skipped: 296



	0 (I DON'T FEEL THIS IS VALUABLE AT ALL)	1	2	3	4	5	6	7	8	9	10 (I FEEL THIS IS EXTREMELY VALUABLE)	TOTAL	WEIGHTED AVERAGE
(no label)	1.51% 42	0.61% 17	1.12% 31	1.87% 52	2.05% 57	6.16% 171	6.12% 170	11.77% 327	15.84% 440	15.37% 427	37.58% 1,044	2,778	8.07

Q40 Sheriff's Family Justice Center, \$1.27 million: Provides support and safety planning for individuals and families experiencing family violence, sexual violence, stalking, or abuse against older adults and people with disabilities.

Answered: 2,776 Skipped: 298

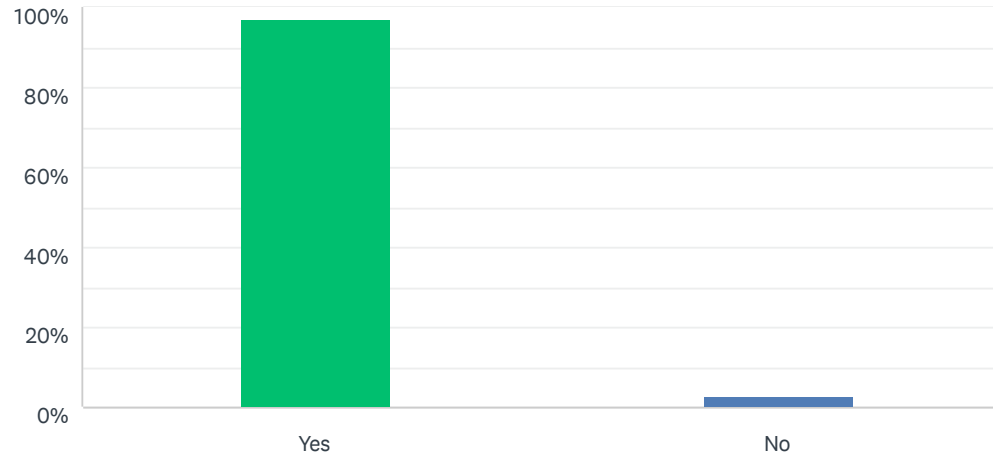


	0 (I DON'T FEEL THIS IS VALUABLE AT ALL)	1	2	3	4	5	6	7	8	9	10 (I FEEL THIS IS EXTREMELY VALUABLE)	TOTAL	WEIGHTED AVERAGE
(no label)	2.52% 70	1.33% 37	1.59% 44	2.85% 79	2.13% 59	6.81% 189	5.66% 157	10.34% 287	15.99% 444	13.72% 381	37.07% 1,029	2,776	7.84



### Q41 Are you a resident of Clackamas County?

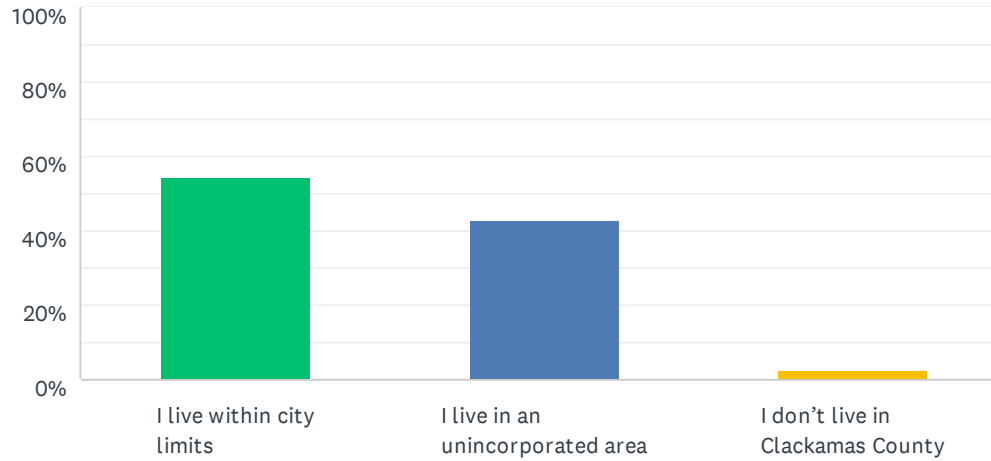
Answered: 2,785 Skipped: 289



ANSWER CHOICES	RESPONSES	
Yes	97.24%	2,708
No	2.76%	77
TOTAL		2,785

## Q42 Do you live within the city limits of one of our cities, or do you live in an unincorporated area of the county?

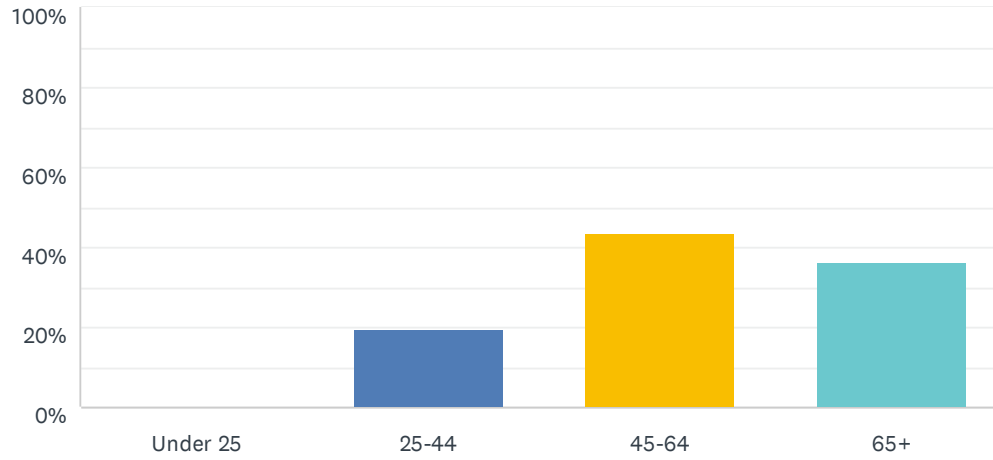
Answered: 2,792 Skipped: 282



ANSWER CHOICES	RESPONSES	
I live within city limits	54.62%	1,525
I live in an unincorporated area	42.77%	1,194
I don't live in Clackamas County	2.61%	73
<b>TOTAL</b>		<b>2,792</b>

## Q43 What is your age?

Answered: 2,772 Skipped: 302



ANSWER CHOICES	RESPONSES
Under 25	0.47% 13
25-44	19.41% 538
45-64	43.83% 1,215
65+	36.29% 1,006
TOTAL	2,772