

Clackamas County

2015 Point-in-Time Count of Homeless Individuals

Every two years Clackamas County takes part in a nationwide effort to count homeless individuals who are sheltered within homeless assistance programs and those people who are unsheltered, living on the streets. This year's count took place on the night of January 22nd.

Nationally homelessness is defined within two categories for the purpose of this count. The US Department of Housing and Urban Development (HUD) defines the homeless as:

- People who are sheltered within Emergency Shelters and Transitional Housing Programs
- People who are unsheltered, staying in places not meant for people to live, such as in cars, parks, abandoned buildings, and on the street

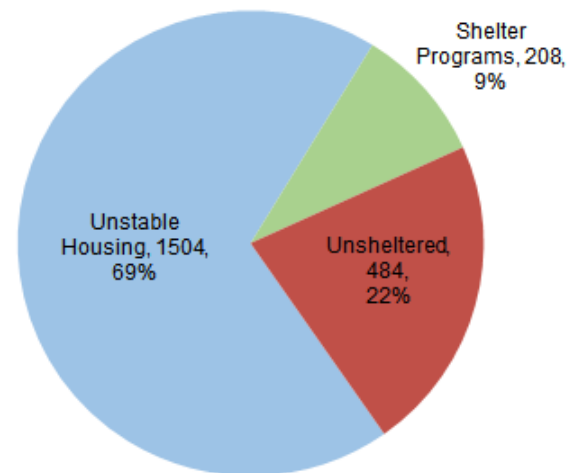
The State of Oregon uses a broader definition of homelessness, which includes people who are in unstable living situations due to loss of housing and economic hardship.

In Clackamas County the count of homeless individuals is conducted by combined efforts of county staff and volunteers. 213 volunteers took part in the 2015 count in Clackamas County. Homeless individuals were surveyed at 134 sites, including food pantries, faith based organizations, shelters, schools, and outdoor areas.

2196 homeless people were counted

- 208 people were counted within emergency shelter, warming shelter, and transitional housing programs
- 484 people were counted among the unsheltered
- 1504 people were counted as living in doubled-up or unstable housing due to economic hardship
- 205 people counted this year were chronically homeless or in chronically homeless families*

*Chronically homeless refers to those who have a disabling condition and have been homeless for a year or more or 4 or more times in the past 3 years.

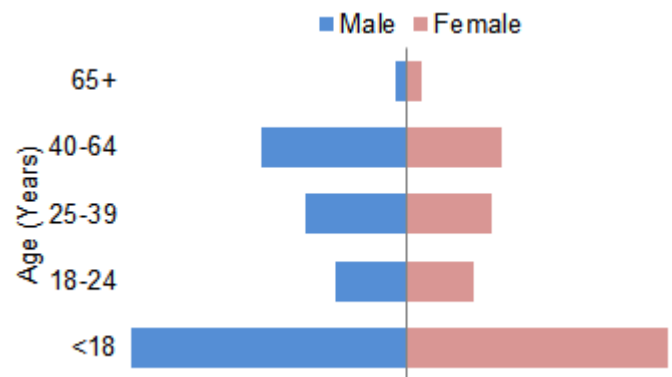


Demographics of Individuals Surveyed during the Point-in-Time Count

Homeless Count by Age and Gender (2015)

| Age | Total | Male | Female | Unknown* |
|----------|-------|------|--------|----------|
| All Ages | 2196 | 1172 | 996 | 28 |
| < 18 | 1026 | 544 | 477 | 5 |
| 18 to 24 | 252 | 127 | 122 | 3 |
| 25 to 39 | 342 | 179 | 156 | 7 |
| 40 to 64 | 440 | 257 | 174 | 9 |
| 65+ | 48 | 19 | 28 | 1 |
| Unknown* | 88 | 46 | 39 | 3 |

*Given the nature of the count, some homeless people may be unwilling or unable to provide certain information.



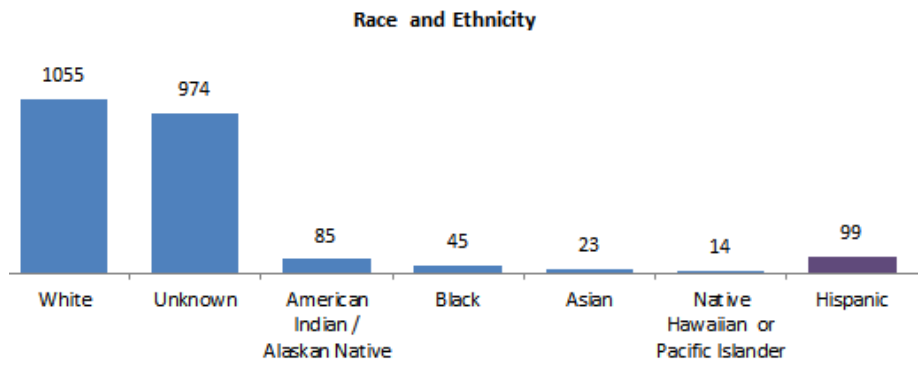
Race and Ethnicity

Homeless Count by Age and Gender (2015)

| Race/ Ethnicity | Count |
|-------------------------------------|-------|
| White | 1055 |
| American Indian / Alaskan Native | 85 |
| Black | 45 |
| Asian | 23 |
| Native Hawaiian or Pacific Islander | 14 |
| Hispanic* | 99 |
| Unknown** | 974 |

*Ethnically Hispanic individuals may identify as any race, and are also counted among the other races

**Given the nature of the count, some information is not available



Homeless Families

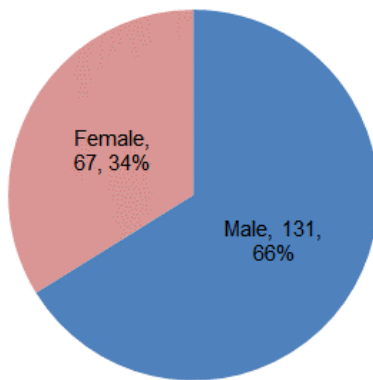
1262 individuals in households made up of adults with children were counted among the homeless in 2015. This includes 802 children counted by School District Homeless Student Liaisons, who are known to be in families, but for whom the makeup of their households is not known.

- 162 individuals in households with more than one homeless adult but no children were counted
- 95 children without an adult in their households were counted (including those children designated as Unaccompanied by School District Homeless Student Liaisons)
- 621 single adult households were counted

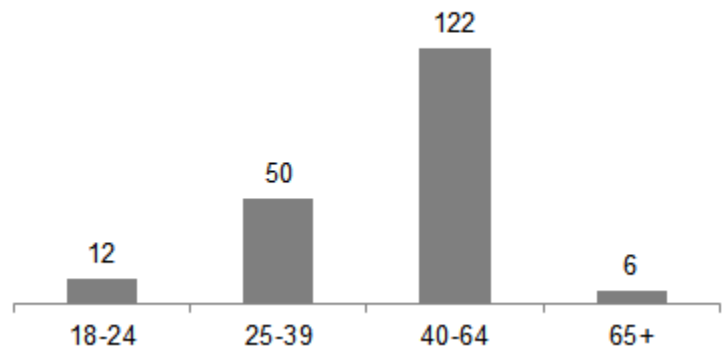
Chronically Homeless

HUD defines a chronically homeless individual as a homeless person, over the age of 18, with a disabling condition, who has been homeless continually for a year or longer, or has had 4 or more episodes of homelessness in the past 3 years. A chronically homeless family is a household with at least one adult meeting the above criteria.

205 individuals were counted within chronically homeless households. The chronically homeless in Clackamas County are predominantly male, and between 40 and 64 years old. **Note – totals may not match due to missing data elements.**



Chronically Homeless by Age



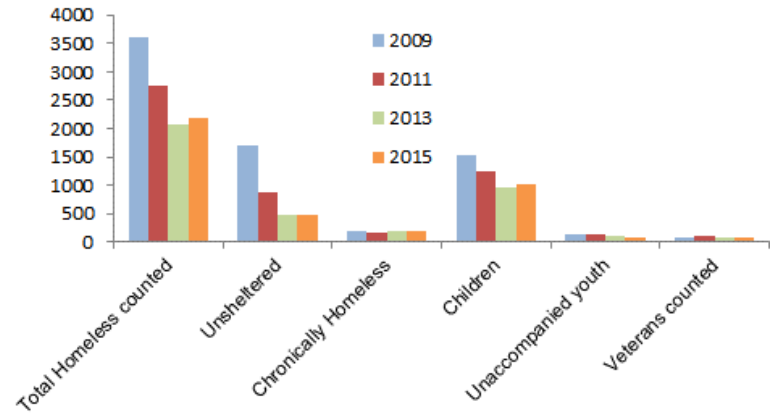
Homeless Veterans

During the 2015 count 74 individuals reported that they had served in the US Armed Forces. 33 of these veterans were unsheltered.

The Point-in-Time Count over past years

Homeless Count Totals per year

| | 2015 | 2013 | 2011 |
|------------------------|------|------|------|
| Total Homeless counted | 2196 | 2070 | 2747 |
| Unsheltered | 484 | 478 | 869 |
| Chronically Homeless | 205 | 191 | 157 |
| Children | 1026 | 965 | 1236 |
| Unaccompanied youth | 95 | 113 | 147 |
| Veterans counted | 74 | 75 | 120 |



- The total number of homeless counted in 2015 is 6% higher than the 2013 count total. Counts are slightly higher in number of unsheltered individuals (↑6 people);
- homeless children (↑61 children); the count of homeless veterans was essentially unchanged (↓1 Veteran).
- The number of individuals counted in chronically homeless households increased by 14 individuals from 2013 to 2015.

Caution should be taken in identifying trends in the number of homeless counted across years.

Many factors affect the results of the Point-in-Time Count. Count methodology, volunteer availability, agency staff involvement, and weather all impact the count.

Causes of Homelessness

Individuals surveyed for the count were asked to review a list of possible factors which may have contributed to their becoming homeless. Individuals could answer yes to as many reasons as they felt applied to them.

| Contributing factor | Count | Contributing factor | Count |
|--------------------------------|-------|--------------------------------|-------|
| Couldn't Afford Rent | 629 | Drugs or Alcohol in the Home | 97 |
| Unemployment | 531 | Drug or Alcohol Abuse | 164 |
| Domestic Violence | 265 | Pregnancy | 33 |
| Kicked Out by Family / Friends | 283 | Child Abuse | 43 |
| Credit | 223 | Homeless by Choice | 66 |
| Eviction | 225 | Foreclosure | 30 |
| Medical Problems | 152 | Gambling | 21 |
| Poor Rental History | 138 | Property Sold | 30 |
| Mental/Emotional Disorder | 181 | Ran Away | 38 |
| Criminal History | 169 | Manufactured Home Park Closure | 8 |

667 individuals counted reported having a disabling condition.

Clackamas County Services to Homeless Individuals

In Clackamas County there are 5 types of programs which address the housing needs of those experiencing homelessness: Homelessness Prevention, Emergency Shelter, Rapid Re-housing, Transitional Housing, and Permanent Supportive Housing.

Between October 1, 2013 and September 30, 2014*:

- 458 people were served in Homelessness Prevention and Rapid Re-housing Programs
- 153 people were served in Emergency Shelters
- 155 were housed in Transitional Housing
- 311 were housed in Permanent Supportive Housing

*Includes only persons reported in HUD AHAR and Continuum of Care Annual Performance Report Data.

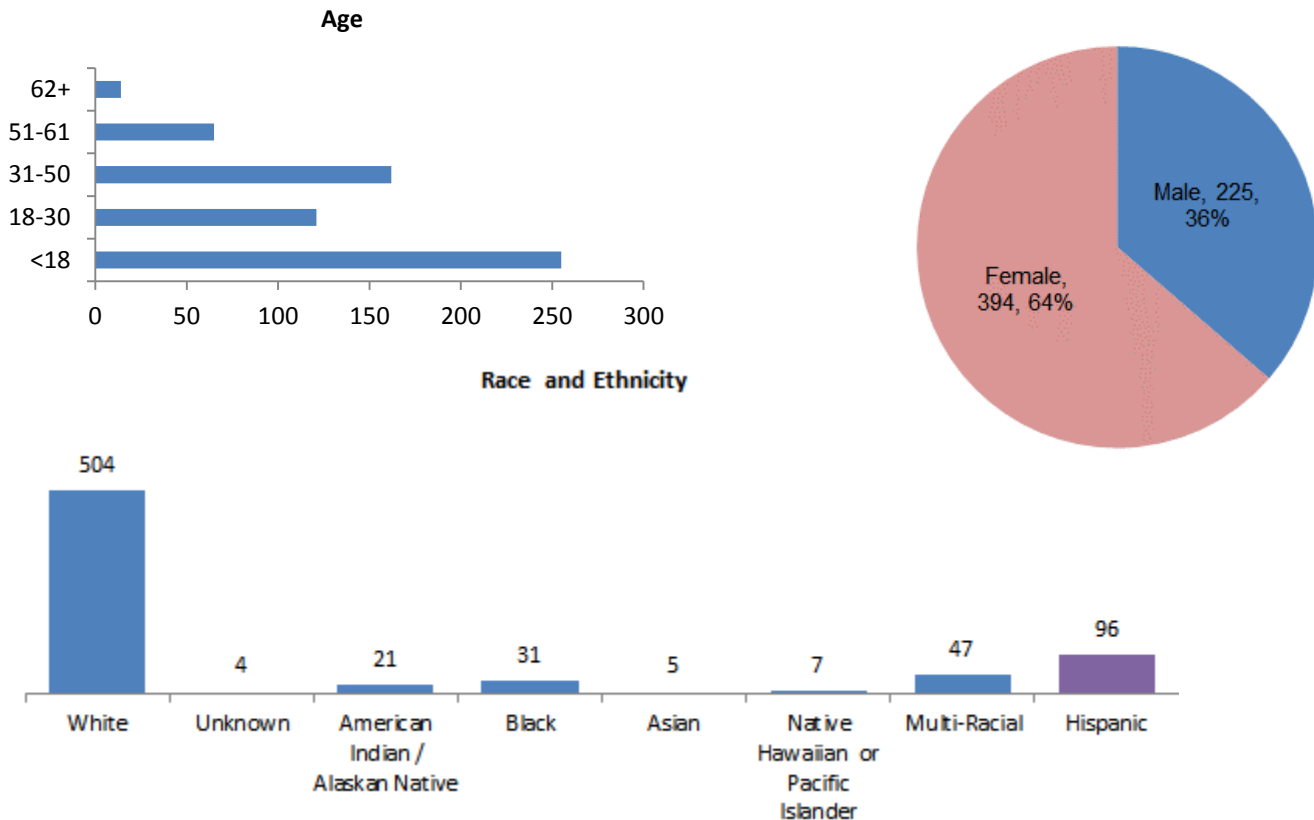


Clackamas County produces an Annual Homeless Assessment Report, or AHAR, which looks at a year's worth of Homeless Management Information System (HMIS) data on services provided by our Emergency Shelter, Transitional Housing, and Permanent Supportive Housing programs*. The report serves as a tool for identifying the characteristics of persons experiencing homelessness who are served in our County and, when paired with Point-in-Time data, can be used to identify potential gaps in services. It is Point-in-Time and AHAR data that HUD uses to inform Congress of the state of homelessness in the US.

*the AHAR does not include data on those served through Homelessness Prevention and Rapid Re-housing Programs.

Demographics of Individuals Served in Clackamas County Homelessness Programs*

*Those programs included in the Annual Homeless Assessment Report (AHAR)



Homeless Families

194 adults and 256 children in households containing both adults and children were counted among the homeless in the AHAR.


- 17 adults were in households with more than one homeless adult but no children
- 1 child only household was counted
- 150 single person households were counted

Homeless Veterans

During the AHAR reporting period, 53 homeless individuals reported that they had served in the US Armed Forces.

Disabled Adults

56% of adults served in Emergency Shelter, Transitional Housing, and Permanent Supportive Housing programs **reported being disabled**. The highest concentrations of these adults were served in Permanent Supportive Housing Programs, representing 85% of all adults served.



Living Situations Prior to Entering Homeless Programs

The AHAR looks at the housing situations of individuals just prior to coming into homeless programs. Adults entering the programs are asked, at intake, where they were staying the night before they sought assistance.

| Prior living situation | Count | Prior living situation | Count |
|-----------------------------------|-------|----------------------------|-------|
| Place not meant for habitation | 133 | Foster Care Home | 1 |
| Emergency shelter | 117 | Psychiatric facility | 7 |
| Staying with family | 249 | Owned housing unit | 1 |
| Transitional housing | 49 | Rented housing unit | 33 |
| Jail / Prison / Detention | 1 | Hospital (non-psychiatric) | 2 |
| Hotel or motel (no voucher) | 8 | Other | 4 |
| Substance abuse treatment / detox | 7 | Missing | 7 |

The full text of the Clackamas County Annual Homeless Assessment Report is available on the Clackamas County website.

For additional information contact Clackamas County Health Housing and Human Services: 503-650-5697