

# Clackamas County - Peace Officers Association

## 2023 Annual Dental Review

Experience for January 1, 2023 - December 31, 2023

Prepared March 2024



## Table of Contents

Dental Dashboard

Dental Membership and Utilization

- Demographics
  - Membership by Tier
  - Payment Distribution
  - PMPM Report
  - Dental Service Reports
  - Dental Utilization by Age Groups
  - Dental Cost and Utilization
  - Treatment Levels
-

# Dental Utilization Dashboard

## Clackamas County - Peace Officers Association

Claims incurred January 2023 - December 2023 (excludes orthodontics)

### Membership

Number of members with dental enrollment during the current period of Jan2023 - Dec2023:

902 (2.9% change)

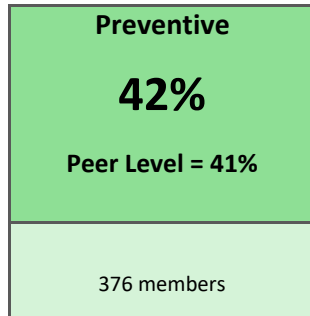
Continuously enrolled members in same period:

748 (83% of total enrolled)

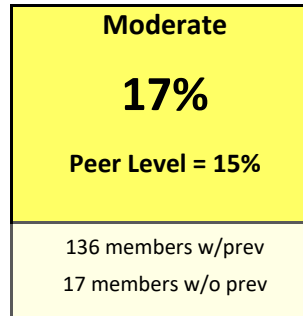
Peer Comparison:

Large Group Public Peer

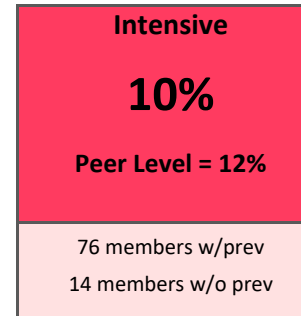
### Member Treatment Levels




These members had preventive/diagnostic care only



These members had preventive and/or basic dental treatment



These members had more complex procedures/treatment



These members did not have a dental visit

### Members Utilizing Dental Services

**68.6%**

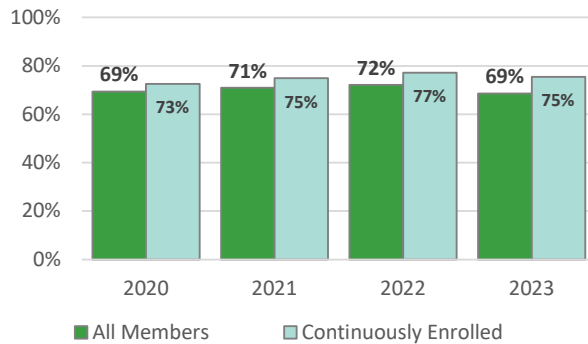
Dental Utilizers

-4.9% change

1.3% above peer

Dental Max

2.4% of members at dental maximum



### Members with Preventive Cleanings

**65.1%**

All Members

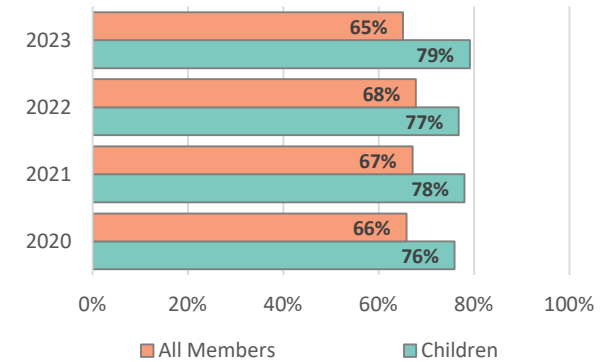
4.3% above peer

**79.1%**

Children\*

7.2% above peer

\* Children ages 2-12




### Spend per Member per Month

**\$49.83**

Allowed PMPM

+13.1% change

2.5% below peer

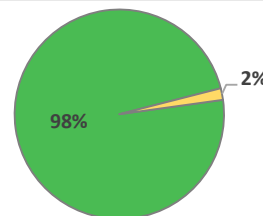


### Network Utilization

Dental Premier Product

Premier 98%

OON 2%



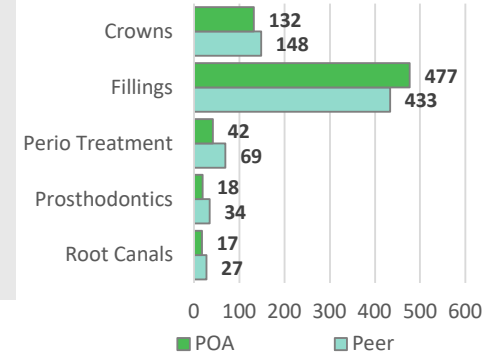
### Services per 1,000 Members

**4,847.4**

Total Services per 1,000 Members

+3.1% change

0.5% below peer

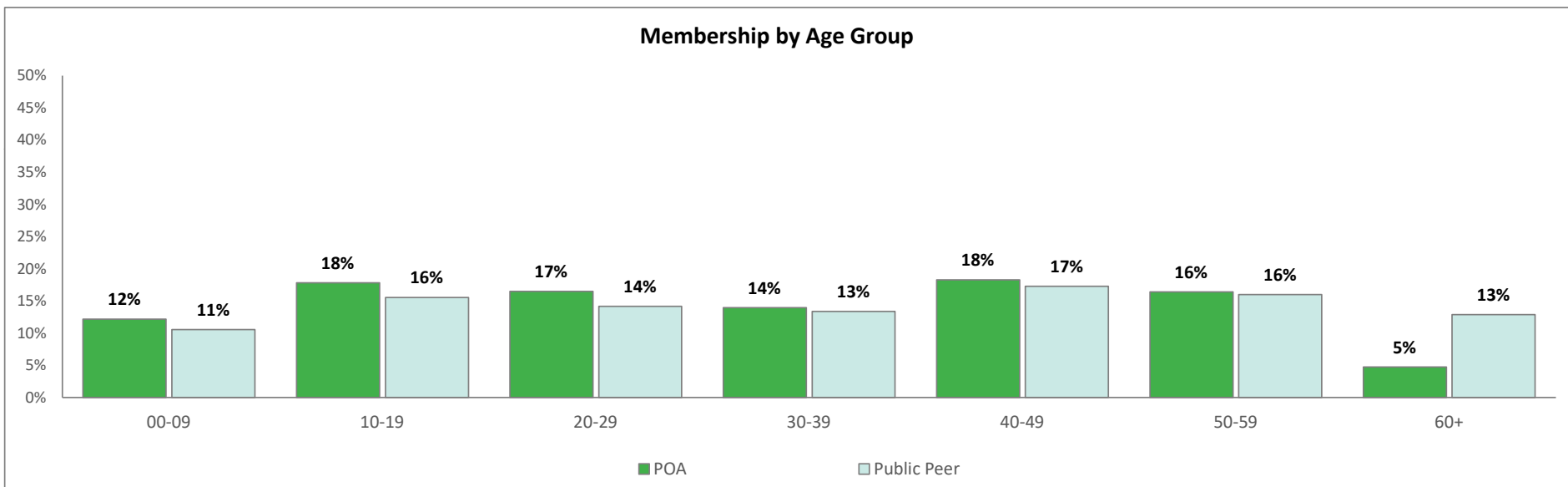
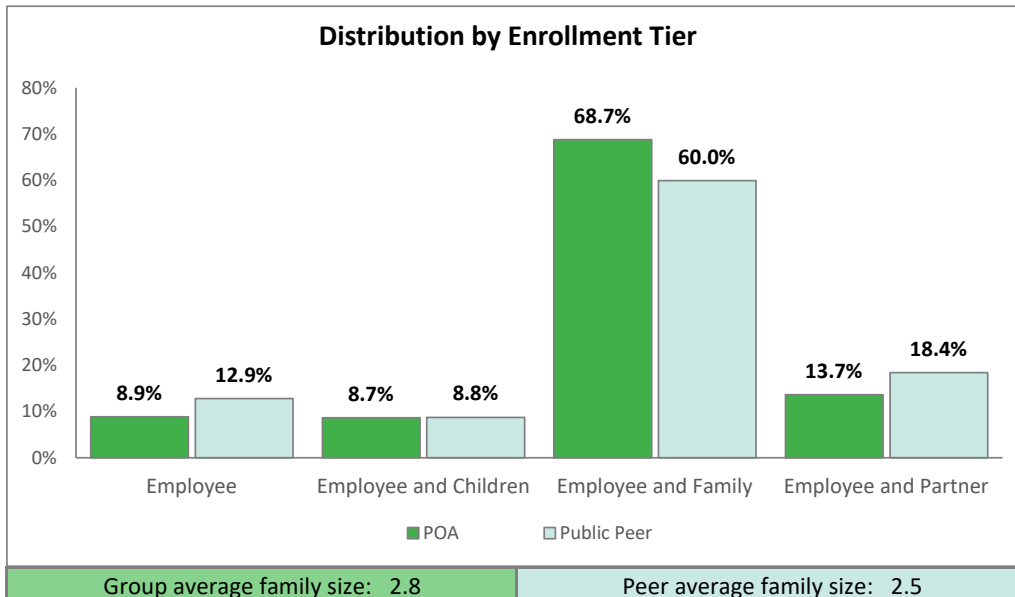
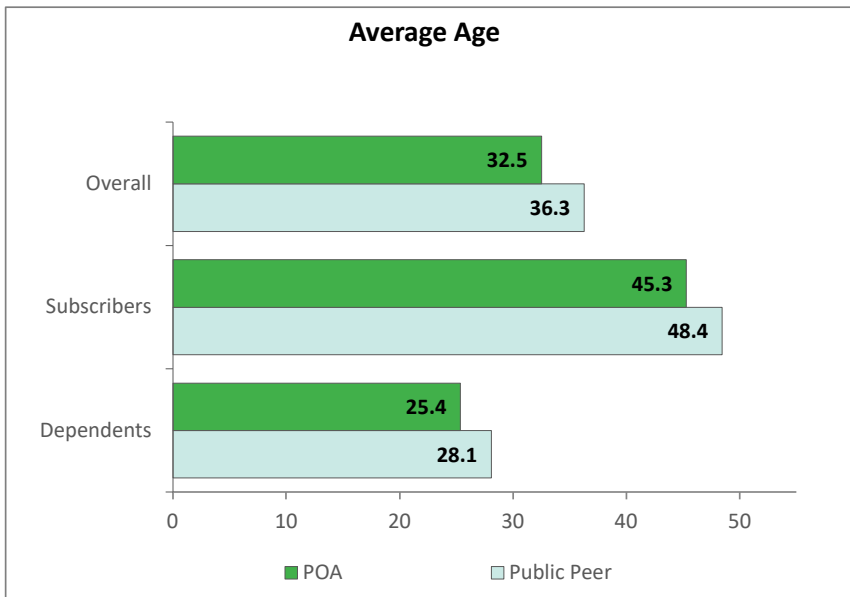


# Dental Membership and Utilization



## Membership Demographics Clackamas County - Peace Officers Association

Membership for 1/2023 - 12/2023 as of 2/2024



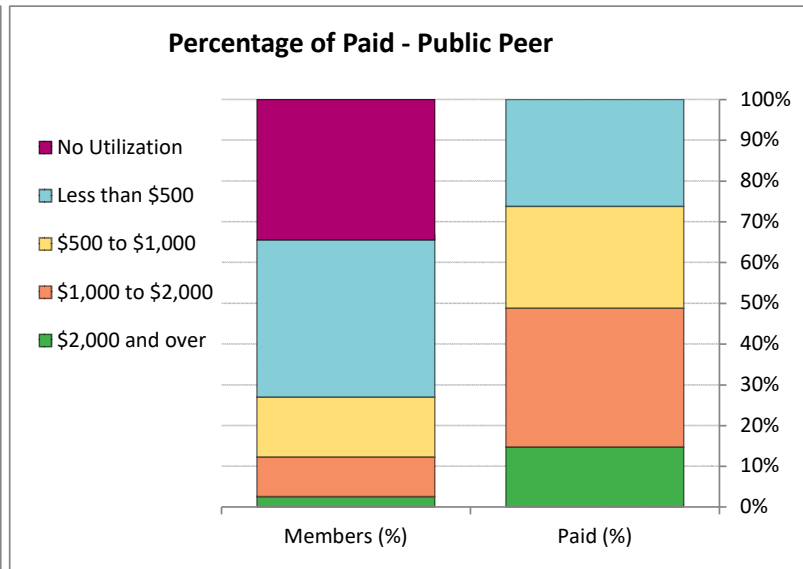
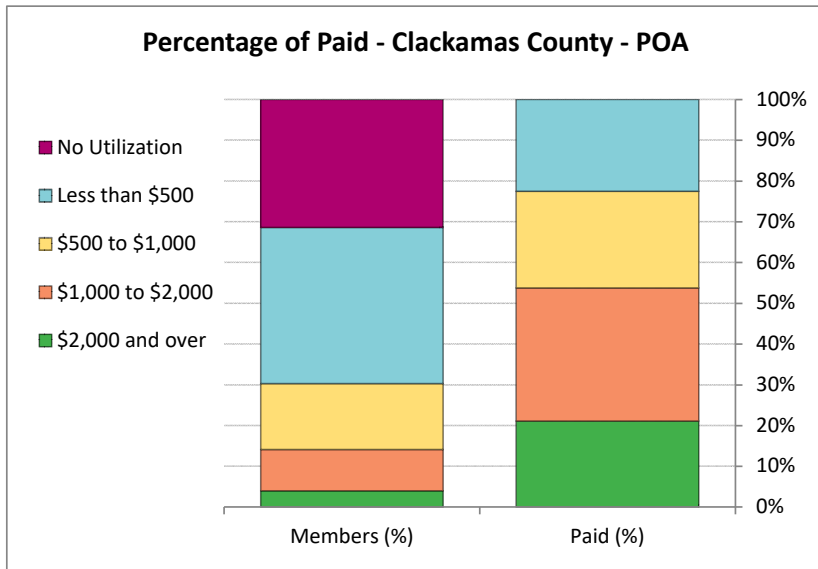
**Distribution of Paid Dollars**  
**Clackamas County - Peace Officers Association**

Dental Membership  
 Claims incurred 1/2023 - 12/2023 as of 2/2024  
 Excludes orthodontics

Distribution of Dollars	Clackamas County - Peace Officers Association				Public Peer	
	Total Members	Dollars	Members (%)	Paid (%)	Members (%)	Paid (%)
No Utilization	283	\$ -	31.4%	0.0%	32.2%	0.0%
Less than \$100	63	\$ 1,227	7.0%	0.3%	4.2%	0.3%
\$100 to \$250	92	\$ 16,782	10.2%	4.1%	10.5%	4.3%
\$250 to \$500	191	\$ 73,279	21.2%	18.1%	22.9%	19.5%
\$500 to \$750	116	\$ 69,911	12.9%	17.3%	11.4%	15.6%
\$750 to \$1,000	30	\$ 25,907	3.3%	6.4%	5.3%	10.3%
\$1,000 to \$1,500	47	\$ 56,623	5.2%	14.0%	5.9%	16.4%
\$1,500 to \$2,000	44	\$ 75,383	4.9%	18.6%	4.4%	17.0%
\$2,000 and over	36	\$ 85,373	4.0%	21.1%	3.1%	16.5%
<b>Total</b>	<b>902</b>	<b>\$ 404,486</b>	<b>100.0%</b>	<b>100.0%</b>	<b>100.0%</b>	<b>100.0%</b>

Dental Maximum	Total Mbrs	# at Maximum	% at Maximum
\$2,000	902	22	2.4%



**Dental Service Report**  
**Clackamas County - Peace Officers Association**

Claims incurred 1/2022 - 12/2022 and 1/2023 - 12/2023 as of 2/2024

Coverage Class	Prior Period		Current Period		% of Spending	
	PMPM (Allowed)	PMPM Change	PMPM (Allowed)	Public Peer	POA	Public Peer
Diagnostic & Preventive (Class I)	\$ 24.90	3.8%	\$ 25.85	\$ 24.97	51.9%	48.8%
Basic Dental Services (Class II)	\$ 13.07	17.9%	\$ 15.41	\$ 14.98	30.9%	29.3%
Crowns & Prosthodontics (Class III)	\$ 6.08	40.9%	\$ 8.56	\$ 11.19	17.2%	21.9%
<b>Total All Classes</b>	<b>\$ 44.05</b>	<b>13.1%</b>	<b>\$ 49.83</b>	<b>\$ 51.14</b>	<b>100.0%</b>	<b>100.0%</b>
<b>Orthodontics</b>	<b>\$ 8.42</b>	<b>-27.0%</b>	<b>\$ 6.15</b>			































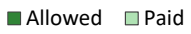
Preventive Cleanings		Prior Period	Change	Current Period	Public Peer
<b>Members with at least one cleaning</b>	<b>Total</b>	<b>67.8%</b>	<b>-4%</b>	<b>65.1%</b>	<b>62.9%</b>
<b>Members with two or more cleanings</b>	<b>Total</b>	<b>40.0%</b>	<b>-3%</b>	<b>38.8%</b>	<b>35.9%</b>

Children with Preventive Cleanings		Prior Period	Change	Current Period	Public Peer
<b>Children with at least one cleaning</b>	<b>Ages 2 - 12</b>	<b>76.8%</b>	<b>3%</b>	<b>79.1%</b>	<b>74.1%</b>
<b>Children with two or more cleanings</b>	<b>Ages 2 - 12</b>	<b>49.6%</b>	<b>-3%</b>	<b>48.1%</b>	<b>44.1%</b>

## History of Costs by Month of Service Clackamas County - Peace Officers Association

Dental PMPM

Claims incurred 7/2021 - 12/2023 as of 2/2024

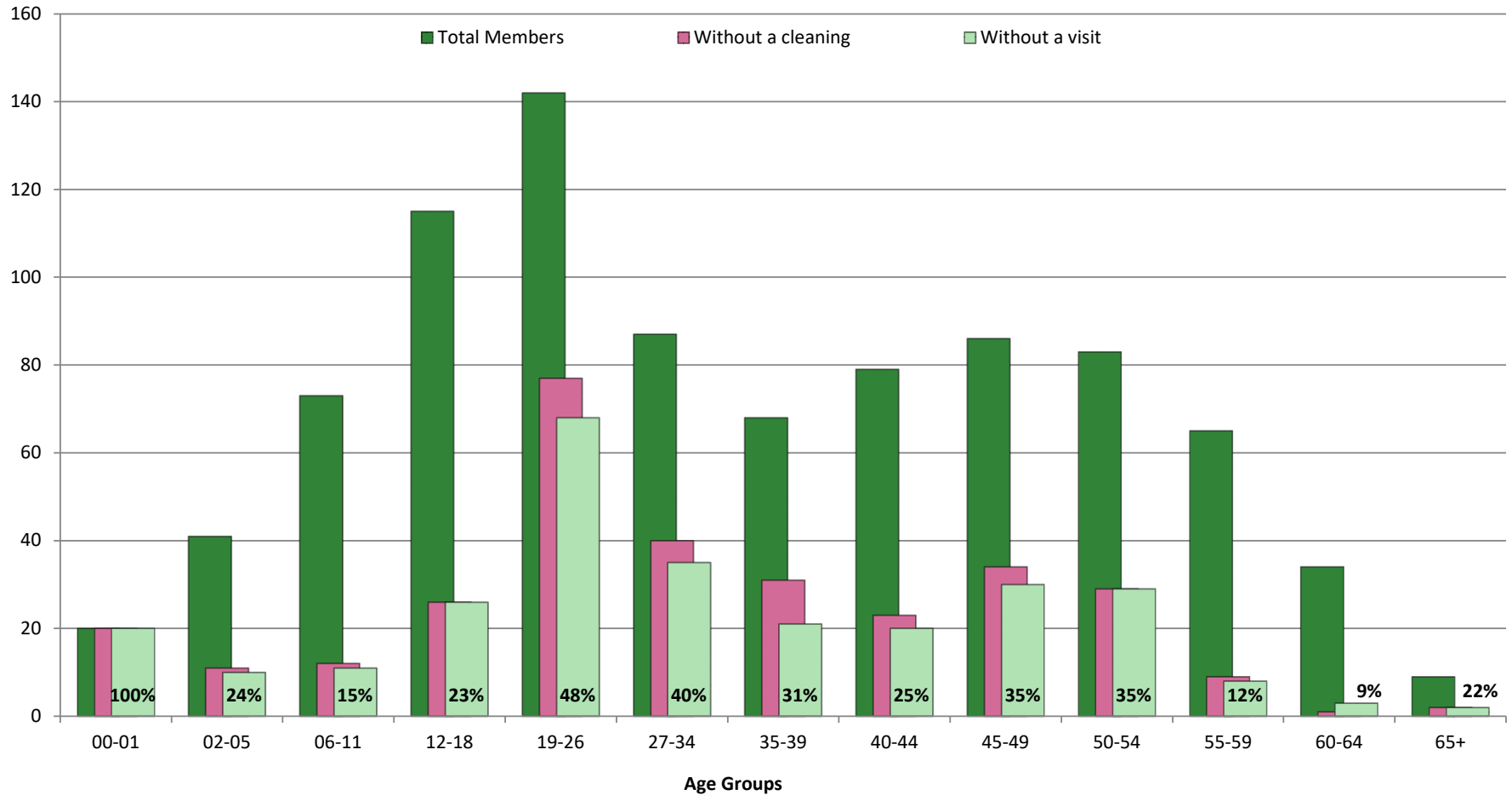
Service Month		Allowed	Paid
July 2021		\$ 41.07	\$ 31.07
August 2021		\$ 47.95	\$ 39.14
September 2021		\$ 48.87	\$ 36.00
October 2021		\$ 26.90	\$ 22.44
November 2021		\$ 52.50	\$ 38.44
December 2021		\$ 58.15	\$ 42.28
January 2022		\$ 55.94	\$ 46.65
February 2022		\$ 62.14	\$ 49.34
March 2022		\$ 57.72	\$ 43.35
April 2022		\$ 53.69	\$ 44.06
May 2022		\$ 57.04	\$ 37.93
June 2022		\$ 43.64	\$ 38.05
July 2022		\$ 39.05	\$ 31.60
August 2022		\$ 58.98	\$ 44.85
September 2022		\$ 57.93	\$ 42.61
October 2022		\$ 41.94	\$ 33.15
November 2022		\$ 56.00	\$ 43.57
December 2022		\$ 44.91	\$ 32.96
January 2023		\$ 82.71	\$ 61.30
February 2023		\$ 75.88	\$ 55.90
March 2023		\$ 60.00	\$ 46.73
April 2023		\$ 53.94	\$ 45.99
May 2023		\$ 43.37	\$ 35.44
June 2023		\$ 54.06	\$ 41.10
July 2023		\$ 42.03	\$ 33.45
August 2023		\$ 64.44	\$ 55.79
September 2023		\$ 61.10	\$ 46.08
October 2023		\$ 51.95	\$ 42.34
November 2023		\$ 40.20	\$ 32.08
December 2023		\$ 43.43	\$ 35.55
<b>Service Year Jan2023 - Dec2023</b>		<b>\$ 55.97</b>	<b>\$ 44.23</b>



**Members without Services**  
**Clackamas County - Peace Officers Association**  
 Claims incurred 1/2023 - 12/2023 as of 2/2024  
 All enrolled members

**Members without Services by Age Group**

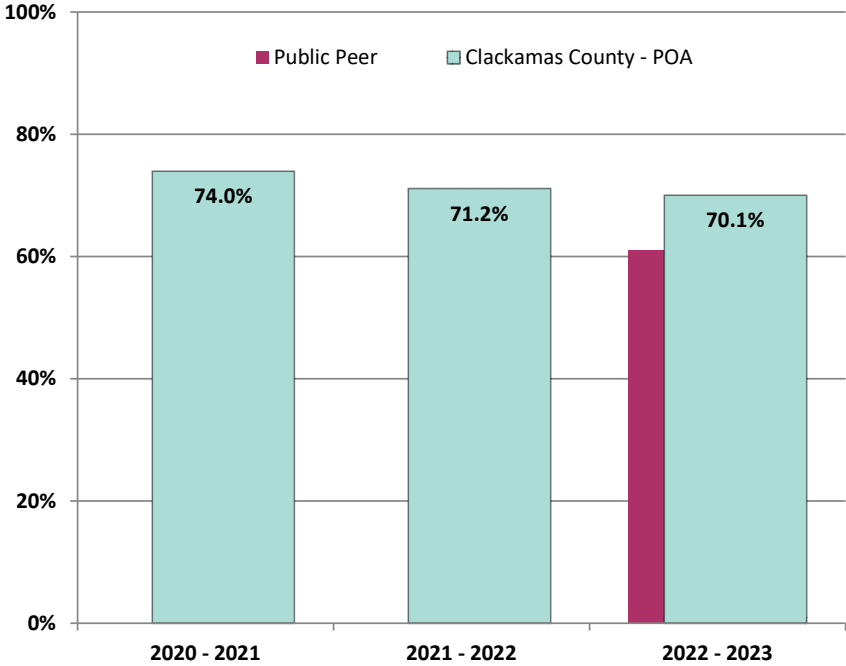
# of members



**Members age 19-26:** 82% are dependent children. 46% of the children ages 19-26 are without visits. 18% are employees and spouses. 58% of the adults ages 19-26 are without visits.

**Members with Continuous Coverage**  
**Clackamas County - Peace Officers Association**  
 Claims incurred 1/2020 - 12/2023 as of 2/2024

**Percentage of members that were continuously enrolled over time (2 year periods)**



**For POA's 2022 - 2023 continuously enrolled members:**

**All dental services**

- 69.4%** Saw a dentist both years
- 7.5%** Had no visits in prior year but saw a dentist in current year
- 6.6%** Saw a dentist in prior year but had no visits in current year
- 16.5%** Did not have a visit in either year

**Preventive cleanings**

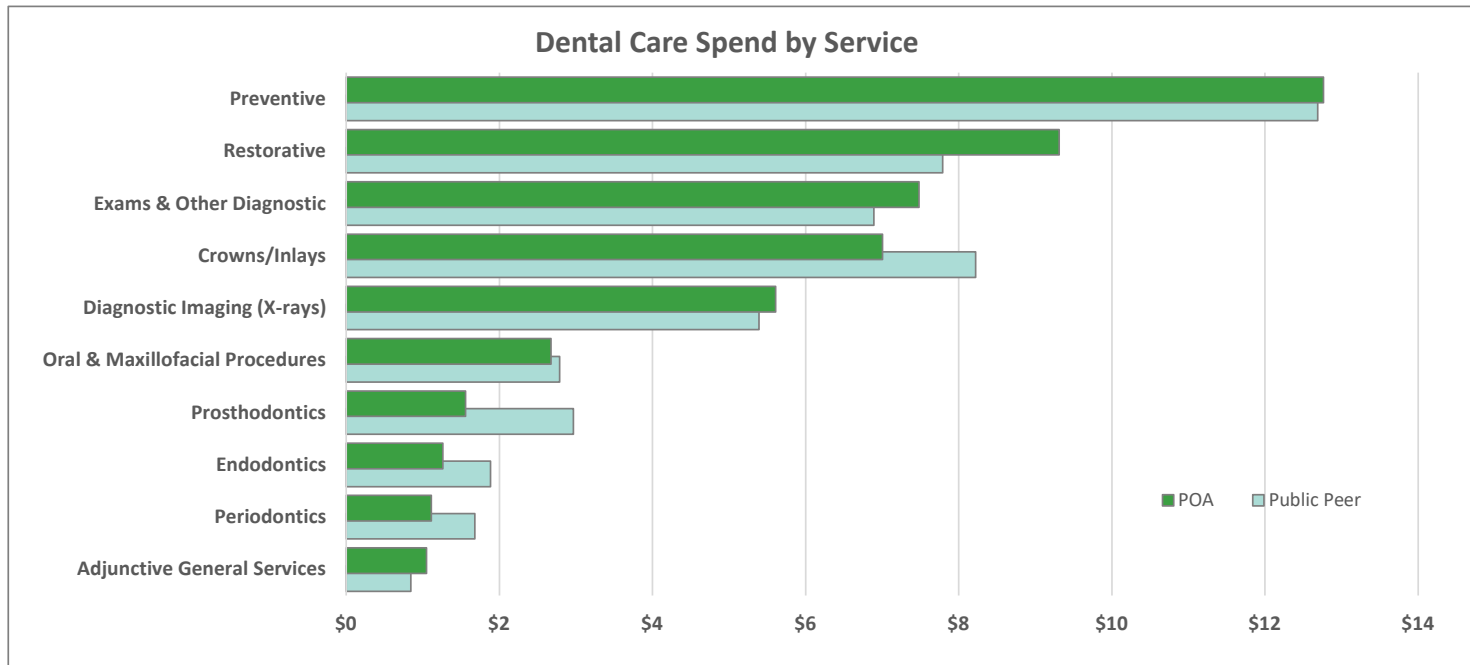
- 66.0%** Had a cleaning both years
- 7.2%** Had a cleaning in current year but none in prior year
- 6.3%** Had a cleaning in prior year but none in current year
- 20.5%** Did not have a cleaning in either year

## Dental Service Summary Report Clackamas County - Peace Officers Association

Claims incurred 1/2022 - 12/2022 and 1/2023 - 12/2023 as of 2/2024

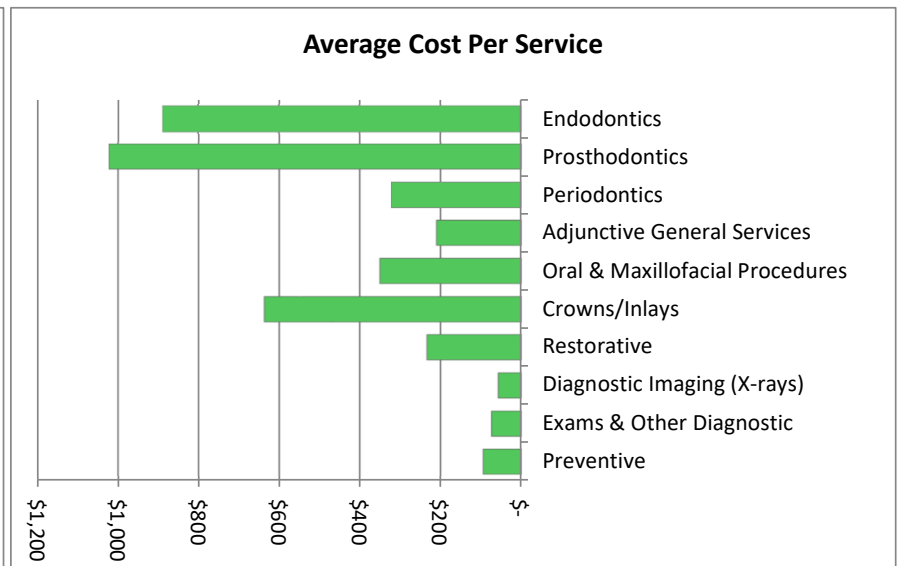
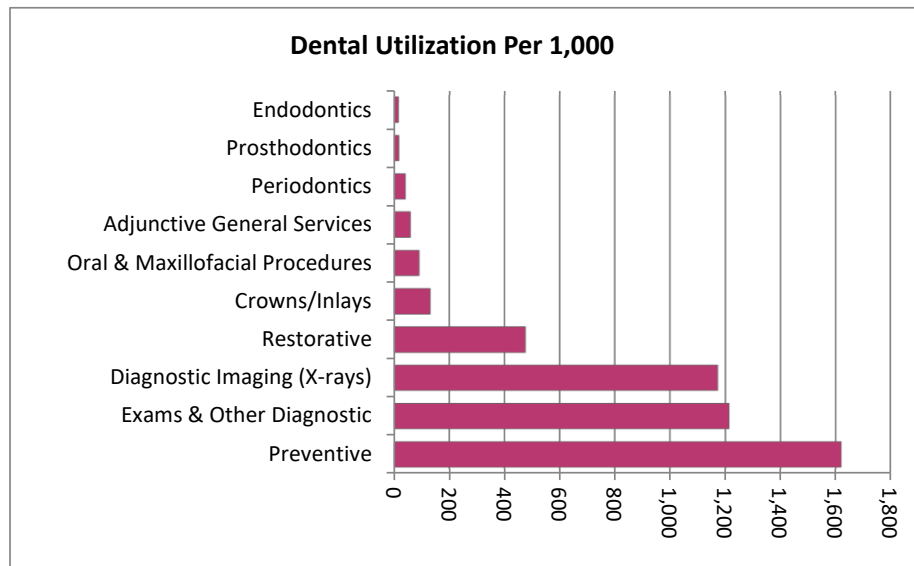
Excludes orthodontics

General Service Category	Prior Period		Current Period		Current Period	
	PMPM (Allowed)	PMPM Change	PMPM (Allowed)	Public Peer	% of Spending	% of Spending
	POA	POA	POA	Public Peer	POA	Public Peer
Preventive	\$ 12.39	3.0%	\$ 12.76	\$ 12.69	25.6%	24.8%
Restorative	\$ 7.87	18.3%	\$ 9.31	\$ 7.79	18.7%	15.2%
Exams & Other Diagnostic	\$ 7.38	1.3%	\$ 7.48	\$ 6.89	15.0%	13.5%
Crowns/Inlays	\$ 5.03	39.1%	\$ 7.00	\$ 8.22	14.1%	16.1%
Diagnostic Imaging (X-rays)	\$ 5.14	9.3%	\$ 5.61	\$ 5.39	11.3%	10.5%
Oral & Maxillofacial Procedures	\$ 1.56	71.6%	\$ 2.68	\$ 2.79	5.4%	5.5%
Prosthodontics	\$ 1.04	49.6%	\$ 1.56	\$ 2.97	3.1%	5.8%
Endodontics	\$ 2.15	-41.3%	\$ 1.26	\$ 1.88	2.5%	3.7%
Periodontics	\$ 1.01	10.2%	\$ 1.11	\$ 1.68	2.2%	3.3%
Adjunctive General Services	\$ 0.48	119.6%	\$ 1.05	\$ 0.84	2.1%	1.7%
<b>Total All Services</b>	<b>\$ 44.05</b>	<b>13.1%</b>	<b>\$ 49.83</b>	<b>\$ 51.14</b>	<b>100.0%</b>	<b>100.0%</b>



## Dental Cost and Utilization Detail Clackamas County - Peace Officers Association

General Service Category	Prior Period					Current Period			
	Prior Period Services/1,000	Average Cost Per Service *	Allowed PMPM	% Change Services/1,000	% Change Avg Cost	Current Period Services/1,000	Svcs vs. Peer	Average Cost Per Service *	Allowed PMPM
Preventive	1,638.9	\$ 90.69	\$ 12.39	-1.1%	4.2%	1,621.5	↻	\$ 94.45	\$ 12.76
Exams & Other Diagnostic	1,218.4	\$ 72.70	\$ 7.38	-0.3%	1.6%	1,214.9	↻	\$ 73.88	\$ 7.48
Diagnostic Imaging (X-rays)	1,135.8	\$ 54.26	\$ 5.14	3.3%	5.8%	1,173.4	↻	\$ 57.38	\$ 5.61
Restorative	429.1	\$ 220.14	\$ 7.87	11.2%	6.3%	477.4	▲	\$ 234.03	\$ 9.31
Crowns/Inlays	103.6	\$ 583.20	\$ 5.03	27.3%	9.3%	131.9	▼	\$ 637.25	\$ 7.00
Oral & Maxillofacial Procedures	65.4	\$ 286.34	\$ 1.56	40.1%	22.5%	91.6	▼	\$ 350.69	\$ 2.68
Adjunctive General Services	24.7	\$ 232.40	\$ 0.48	142.6%	-9.4%	59.8	▲	\$ 210.49	\$ 1.05
Periodontics	46.9	\$ 258.61	\$ 1.01	-11.4%	24.4%	41.5	▼	\$ 321.59	\$ 1.11
Prosthodontics	11.1	\$ 1,127.18	\$ 1.04	65.0%	-9.3%	18.3	▼	\$ 1,022.20	\$ 1.56
Endodontics	27.1	\$ 951.72	\$ 2.15	-37.0%	-6.7%	17.1	▼	\$ 887.50	\$ 1.26
	<b>4,700.9</b>		<b>\$ 44.05</b>	<b>3.1%</b>		<b>4,847.4</b>	↻		<b>\$ 49.83</b>



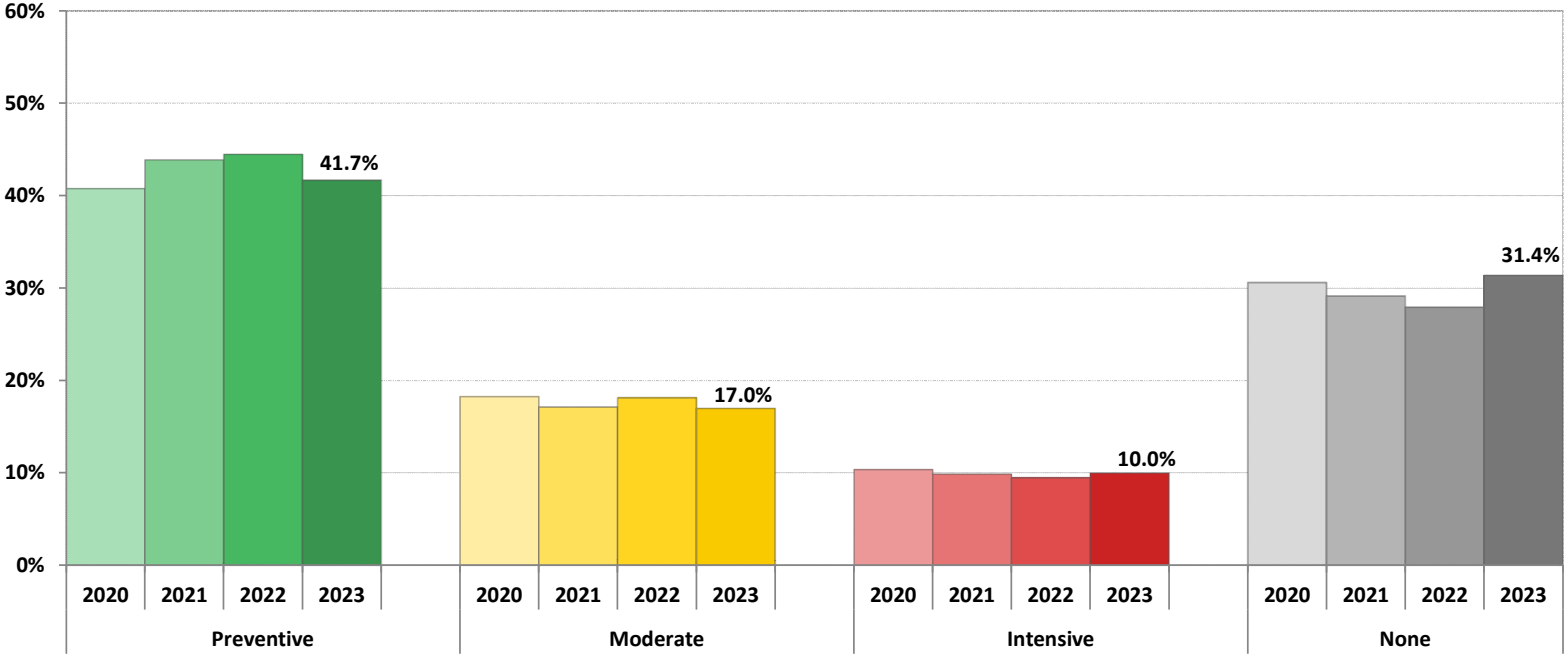
\* Average cost per service is sensitive to benefit design and range of services within the category.

Claims incurred 1/2022 - 12/2022 and 1/2023 - 12/2023 as of 2/2024  
Excludes orthodontics.

Peer key:	Symbol	Description
	↕ ▲	± 15% or more higher/lower than peer
	▲ ▼	± 5% - 15% higher/lower than peer
	↻	± 5% higher/lower than peer

**Member Treatment Levels Over Time**  
**Clackamas County - Peace Officers Association**  
 Claims incurred 1/2020 - 12/2023 as of 2/2024  
 All enrolled members

**Percentage of members in treatment levels**



- Preventive** These members had preventive care only.  
(e.g. cleanings/perio maintenance, exams, x-rays, fluoride, and other preventive services)
- Moderate** These members had preventive care and/or basic dental treatment.  
(e.g. fillings, periodontal treatments, simple extractions)
- Intensive** These members had more complex and expensive procedures/treatment.  
(e.g. crowns, bridges, dentures, implants, oral surgery)
- None** These members did not see a dentist during the report period.

**Dental Service Detail Report**  
**Clackamas County - Peace Officers Association**

Claims incurred 1/2023 - 12/2023 as of 2/2024

Excludes orthodontics

Coverage Class	General Service	Service Detail	Svcs / 1,000	Svcs vs. Peer	PMPM (Allowed)		% of Spending	
			POA		POA	Public Peer	POA	Public Peer
<b>Diagnostic &amp; Preventive (Class I)</b>	Exams & Other Diagnostic	Exams & Other Diagnostic	1,214.9	↻	\$ 7.48	\$ 6.89	15.0%	13.5%
	Diagnostic Imaging (X-rays)	Bitewing X-rays	457.9	↻	\$ 2.72	\$ 2.69	5.5%	5.3%
		X-rays (including full mouth)	715.5	↻	\$ 2.89	\$ 2.71	5.8%	5.3%
		<u>Total Diagnostic Imaging</u>	<u>1,173.4</u>	↻	\$ 5.61	\$ 5.39	11.3%	10.5%
	Preventive	Other Preventive Services	112.3	▼	\$ 0.64	\$ 0.66	1.3%	1.3%
		Periodontal Maintenance	106.2	▼	\$ 1.85	\$ 2.63	3.7%	5.1%
		Prophylaxis Services, adult	842.5	▲	\$ 7.44	\$ 6.78	14.9%	13.3%
		Prophylaxis Services, child	213.7	▲	\$ 1.42	\$ 1.25	2.9%	2.4%
		<u>Fluoride Treatment</u>	<u>346.8</u>	↻	\$ 1.41	\$ 1.37	2.8%	2.7%
		<u>Total Preventive</u>	<u>1,621.5</u>	↻	\$ 12.76	\$ 12.69	25.6%	24.8%
		<b>Total Diagnostic &amp; Preventive (Class I)</b>		<b>4,009.8</b>	↻	<b>\$ 25.85</b>	<b>\$ 24.97</b>	<b>51.9%</b>
<b>Basic Dental Services (Class II)</b>	Adjunctive General Services	Adjunctive General Services	59.8	▲	\$ 1.05	\$ 0.84	2.1%	1.7%
	Endodontics	Endodontics	17.1	▼	\$ 1.26	\$ 1.88	2.5%	3.7%
	Oral & Maxillofacial Procedures	Oral & Maxillofacial Surgery	69.6	↻	\$ 2.36	\$ 2.33	4.7%	4.6%
		Simple Extractions	22.0	▼	\$ 0.32	\$ 0.45	0.6%	0.9%
		<u>Total Oral &amp; Maxillofacial Procedures</u>	<u>91.6</u>	▼	\$ 2.68	\$ 2.79	5.4%	5.5%
	Periodontics	Periodontic Surgery	4.9	▼	\$ 0.37	\$ 0.43	0.7%	0.8%
		Periodontic Treatment	36.6	▼	\$ 0.74	\$ 1.25	1.5%	2.4%
		<u>Total Periodontics</u>	<u>41.5</u>	▼	\$ 1.11	\$ 1.68	2.2%	3.3%

**Dental Service Detail Report**  
**Clackamas County - Peace Officers Association**

Claims incurred 1/2023 - 12/2023 as of 2/2024

Excludes orthodontics

Coverage Class	General Service	Service Detail	Svcs / 1,000	Svcs vs. Peer	PMPM (Allowed)		% of Spending	
			POA		POA	Public Peer	POA	Public Peer
Restorative		Restorative, Amalgam	4.9	▼	\$ 0.07	\$ 0.29	0.1%	0.6%
		Restorative, Composite, Anterior	89.1	↻	\$ 1.59	\$ 1.51	3.2%	3.0%
		Restorative, Composite, Posterior	383.4	▲	\$ 7.64	\$ 5.98	15.3%	11.7%
		<b>Total Restorative</b>	<b>477.4</b>	<b>▲</b>	<b>\$ 9.31</b>	<b>\$ 7.79</b>	<b>18.7%</b>	<b>15.2%</b>
		<b>Total Basic Dental Services (Class II)</b>	<b>687.4</b>	<b>↻</b>	<b>\$ 15.41</b>	<b>\$ 14.98</b>	<b>30.9%</b>	<b>29.3%</b>
<b>Crowns &amp; Prosthodontics (Class III)</b>								
Crowns/Inlays		Crowns/Inlays, metallic	46.4	▼	\$ 3.24	\$ 3.73	6.5%	7.3%
		Crowns/Inlays, other	52.5	▼	\$ 0.88	\$ 1.09	1.8%	2.1%
		Crowns/Inlays, porcelain	33.0	▼	\$ 2.88	\$ 3.40	5.8%	6.7%
		<b>Total Crowns/Inlays</b>	<b>131.9</b>	<b>▼</b>	<b>\$ 7.00</b>	<b>\$ 8.22</b>	<b>14.1%</b>	<b>16.1%</b>
Prosthodontics		Implant Services	14.7	▼	\$ 1.23	\$ 2.11	2.5%	4.1%
		Prosthodontics, removable	0.0	▼	\$ -	\$ 0.33	0.0%	0.6%
		Prosthodontics, fixed	3.7	▼	\$ 0.33	\$ 0.53	0.7%	1.0%
		<b>Total Prosthodontics</b>	<b>18.3</b>	<b>▼</b>	<b>\$ 1.56</b>	<b>\$ 2.97</b>	<b>3.1%</b>	<b>5.8%</b>
<b>Total Crown &amp; Prosthodontics (Class III)</b>			<b>150.2</b>	<b>▼</b>	<b>\$ 8.56</b>	<b>\$ 11.19</b>	<b>17.2%</b>	<b>21.9%</b>
<b>Total Dental Services</b>			<b>4,847.4</b>	<b>↻</b>	<b>\$ 49.83</b>	<b>\$ 51.14</b>	<b>100.0%</b>	<b>100.0%</b>



*Delta Dental of Oregon & Alaska*