

# Clackamas County Service District #5 (Street Lighting)

2021-2022 BUDGET PRESENTATION



# 2020 Major Accomplishments

AREA	DESCRIPTION
Street Lighting	<ul style="list-style-type: none"> <li>• In 2013, Clackamas County received \$661,964 from Portland General Electric from the sale of Option B lighting.</li> <li>• In 2016, the District leveraged some of these funds and an Energy Trust Credit of (\$308,220) toward a partnership with ODOT to install street lighting along McLoughlin Boulevard between the cities of Milwaukie and Gladstone.</li> <li>• ODOT partnered with the County on this project with a \$400k contribution, resulting in cost savings to the District.</li> <li>• The goal in FY 2020/2021 was to continue investing in capital projects where street lighting could improve safety throughout the district. This effort was delayed due to COVID.</li> </ul>
	<p>76 high pressure sodium lights were converted to light emitting diode (LED) in FY 2020/2021. Thus far, there has been no cost to Service District 5 for these conversions; Portland General Electric has covered the costs.</p> <ul style="list-style-type: none"> <li>• This included 39 higher wattage Cobra style lights.</li> <li>• 5 Acorn style light fixtures; and</li> <li>• 32 Techtra style fixtures.</li> </ul>
	<ul style="list-style-type: none"> <li>• The District performed oversight of installation and operation of approximately 20 new street lighting projects related to land use applications.</li> <li>• An estimated 40 new street lights will be installed as a result of these projects.</li> </ul>

# Performance Clackamas

## Results Measures (Examples)

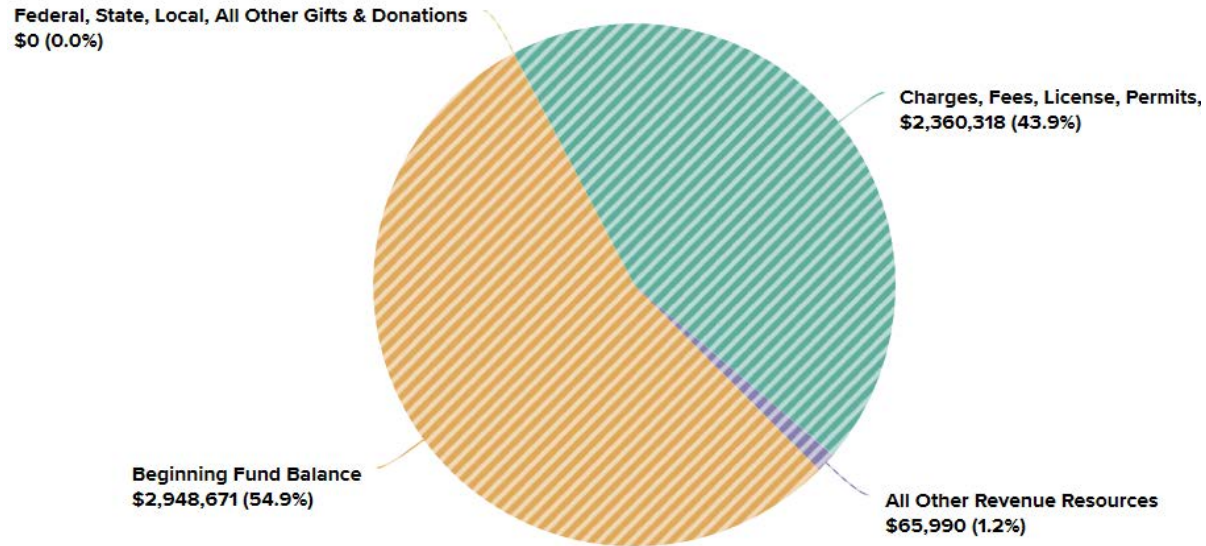
Line of Business/Program	Results Measure	FY 19-20 Actual	FY 20-21 Target	FY 20-21 Projected Performance	FY 21-22 Target
Street Lighting	% of streetlight maintenance requests completed within five (5) business days	82%	75%	84%	80%
	% of streetlights operational during random surveys	100%	95%	100%	95%
	Average # days a repaired street light was malfunctioning before the PGE repair was completed	New Measure	3	3.9	3
	# street lighting service repairs	605	1,200	180	40

# Program Profiles: 2021-22 Summary

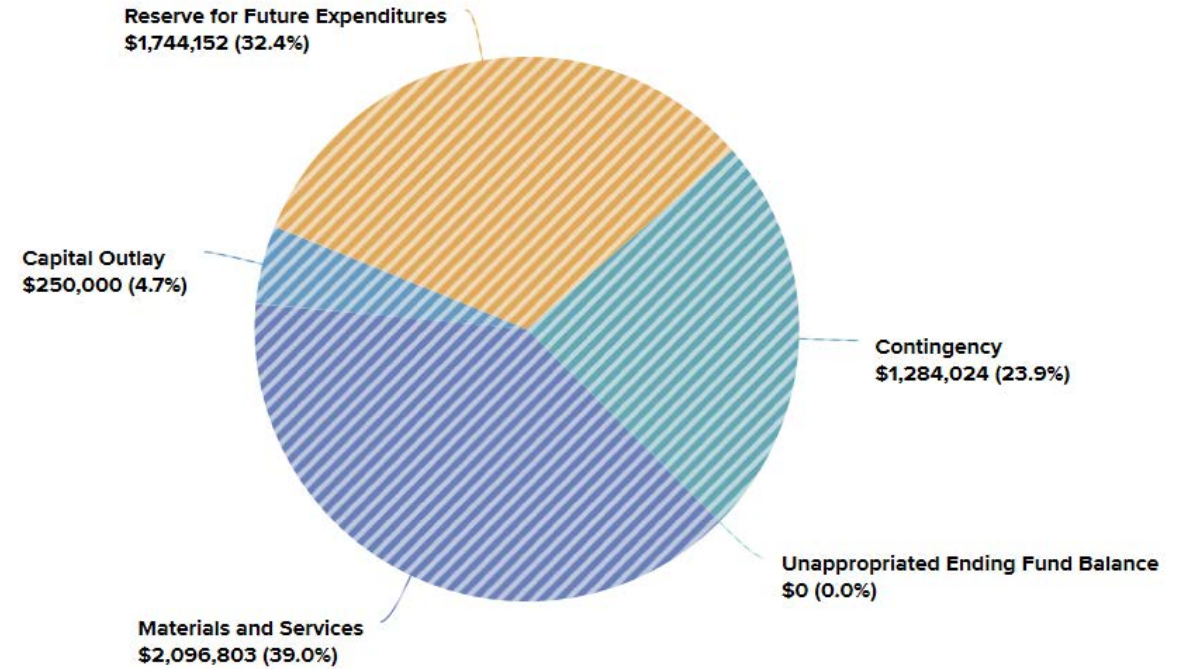
Line of Business	Program	Total Funds (\$ millions)	% County General Funds	% Restricted Funds	Mandate: Fed/State/Cty /IGA/None	% Program Operated by County	Metrics: % Target Meet/Exceed or Improve
Targeted Improvement Areas	Street Lighting	\$5,374,979	0.00%	100.00%	ORS 451	7.80%; Contracted services included PGE electricity.	100%

# 2021/22 Revenue and Expenses

## Revenue



## Expenditures



# Summary of Revenue & Expenses

## CCSD5 - Clackamas County Service District No. 5 (60)

	FY 18-19 Actual	FY 19-20 Actual	FY 20-21 Amended Budget	FY 20-21 Projected Year End	FY 21-22 Proposed Budget	Chg from Prior Yr Budget	% Chg from Prior Yr Budget
<b>Beginning Fund Balance</b>	<b>2,114,422</b>	<b>2,342,138</b>	<b>2,451,010</b>	<b>2,650,242</b>	<b>2,948,671</b>	<b>497,661</b>	<b>20.3%</b>
Federal, State, Local, All Other Gifts & Donations	400,000	-	-	-	-	-	-
Charges, Fees, License, Permits, Fines, Assessments	2,190,159	2,229,037	2,435,188	2,435,519	2,360,318	(74,870)	-3.1%
All Other Revenue Resources	62,930	56,759	50,000	50,000	65,990	15,990	32.0%
<b>Operating Revenue</b>	<b>2,653,089</b>	<b>2,285,796</b>	<b>2,485,188</b>	<b>2,485,519</b>	<b>2,426,308</b>	<b>(58,880)</b>	<b>-2.4%</b>
<b>Total Revenue</b>	<b>4,767,511</b>	<b>4,627,934</b>	<b>4,936,198</b>	<b>5,135,761</b>	<b>5,374,979</b>	<b>438,781</b>	<b>8.9%</b>
Materials and Services	1,801,379	1,956,613	2,069,257	1,987,090	2,096,803	27,546	1.3%
Capital Outlay	623,994	21,079	200,000	200,000	250,000	50,000	25.0%
<b>Operating Expenditure</b>	<b>2,425,373</b>	<b>1,977,692</b>	<b>2,269,257</b>	<b>2,187,090</b>	<b>2,346,803</b>	<b>77,546</b>	<b>3.4%</b>
Reserve for Future Expenditures	-	-	2,366,941	-	1,744,152	(622,789)	-26.3%
Contingency	-	-	300,000	-	1,284,024	984,024	328.0%
<b>Total Expense</b>	<b>2,425,373</b>	<b>1,977,692</b>	<b>4,936,198</b>	<b>2,187,090</b>	<b>5,374,979</b>	<b>438,781</b>	<b>8.9%</b>
<b>Revenue Less Expense</b>	<b>2,342,138</b>	<b>2,650,242</b>	<b>0</b>	<b>2,948,671</b>	<b>0</b>	<b>-</b>	<b>-</b>
Full Time Equiv Positions (FTE) Budgeted	0.0	0.0	0.0	0.0	0.0	0.0	0%

# Department Summary by Fund



## Transportation & Development (60)

### Special District Budget Summary by Fund

Line of Business	FY 21/22	FY 21/22	FY 21/22	FY 21/22
Program	FTE *	Street Lighting District (SD5)	Total Proposed Budget	General Fund Support Included in Proposed Budget**
Targeted Improvement Areas - Clackamas County Service District #5 (CCSD5)				
Street Lighting	1.0	5,374,979	5,374,979	0
<b>TOTAL</b>	<b>1.0</b>	<b>5,374,979</b>	<b>5,374,979</b>	<b>0</b>
<i>FY 20/21 Budget</i>	1.0	4,936,198	4,936,198	
<i>\$ Increase (Decrease)</i>	0.0	438,781	438,781	0
<i>% Increase (Decrease)</i>	0.0	8.89%	8.89%	

\* the Development Review function. The cost of this FTE is shown as 'contracted labor', there are no personal services categories in this district.

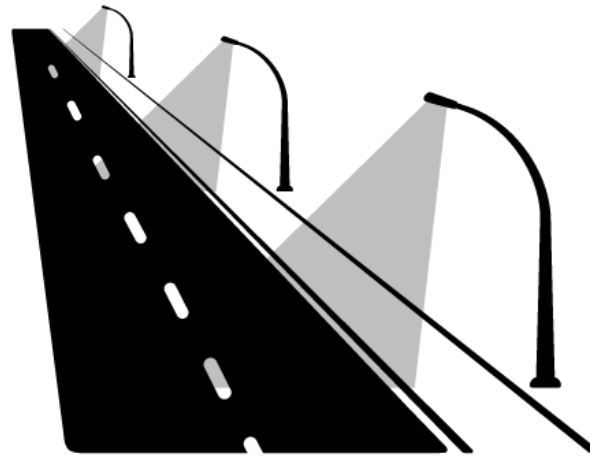
\*\* General Fund Support is the subsidy, net of any other revenue received by the department.

# Significant Policy and/or Financial Issues

DESCRIPTION	IMPACT
<p>Clackamas County Street Lighting District (CCSD5) assumes a 5% rate reduction in FY 2021/2022; and assumes a 2.5% rate reduction each year between FY 2022/2023 and FY 2025/2026.</p>	<ul style="list-style-type: none"> <li>Reducing the rate revenue to a level that allows the district to maintaining an adequate fund balance for operations, while still providing for capital project investments to meet the objectives of the district.</li> </ul>
<p>Collaboration with the DTD Capital Projects group, the Urban Renewal Agency and the City of Happy Valley will identify project investments that will continue to enhance safety within the district boundaries.</p> <p>Between FY 2021/2022 and FY 2024/2025 the District has programmed \$1.3M in project investments.</p>	<ul style="list-style-type: none"> <li>Installation of street lighting can be an effective way of increasing safety as it increases visibility to the travelling public and can be a deterrent against crime.</li> </ul>
<p>Conversions to light emitting diode (LED) street lighting will continue in FY 2021/2022. There are a total of 926 fixtures still requiring conversion.</p> <ul style="list-style-type: none"> <li>Conversion is currently underway on 47 higher wattage Cobra style lights.</li> <li>341 Acorn style light fixtures will be converted in 2021; and</li> <li>538 Techtra, Westbrook and Town &amp; Country light fixtures will be scheduled as a future conversion.</li> </ul>	<ul style="list-style-type: none"> <li>Costs for replacement has been covered by Portland General Electric “PGE”, but the District estimates an expense in the event PGE is unable to fund the conversions.</li> <li>LED lighting fixtures are known to be more cost effective, sustainable and provide better quality light than the traditional high-pressure sodium lights.</li> </ul>



# End of Presentation.



# Thank you.