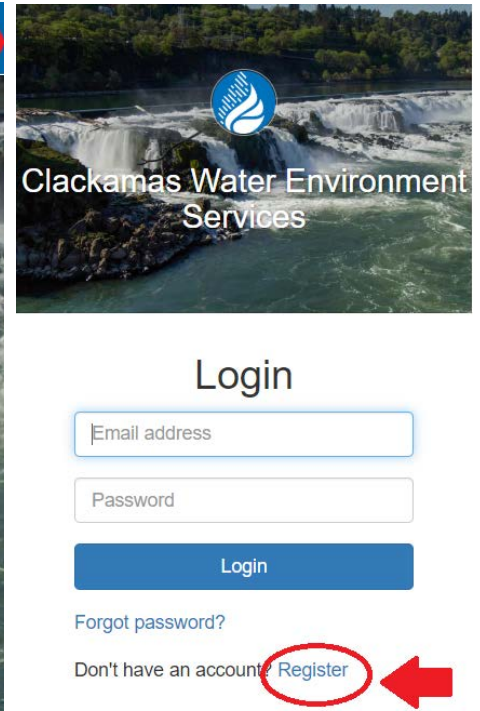
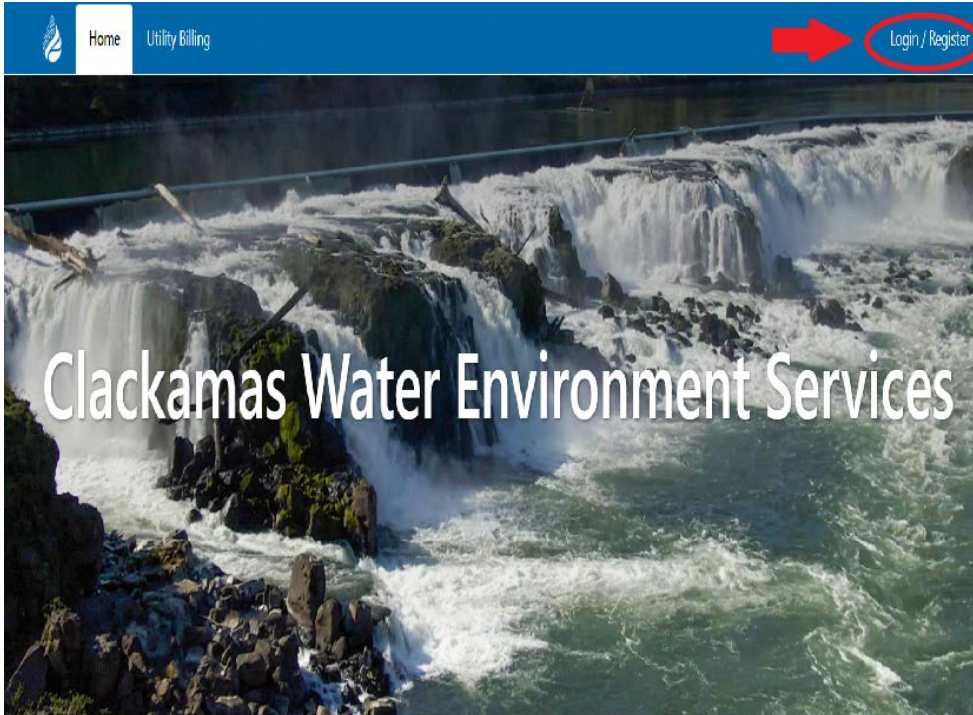



# REGISTER FOR ONLINE PAYMENTS WEBSITE

## HOW TO REGISTER

1. Go to the Online payment website (<https://www.municipalonlinepayments.com/clackamaswes>) and at the top right select **Register** then **Register** again at the bottom of the next screen.



2. Enter in your Email, Name and Password. Phone Number is optional. Select **Register**, when done.  
Note: Secure passwords are at least six characters long, include capital and lowercase letters, include at least one number, and include at least one special character (!, +, @, #, /, etc.)



### Register

**Email required**

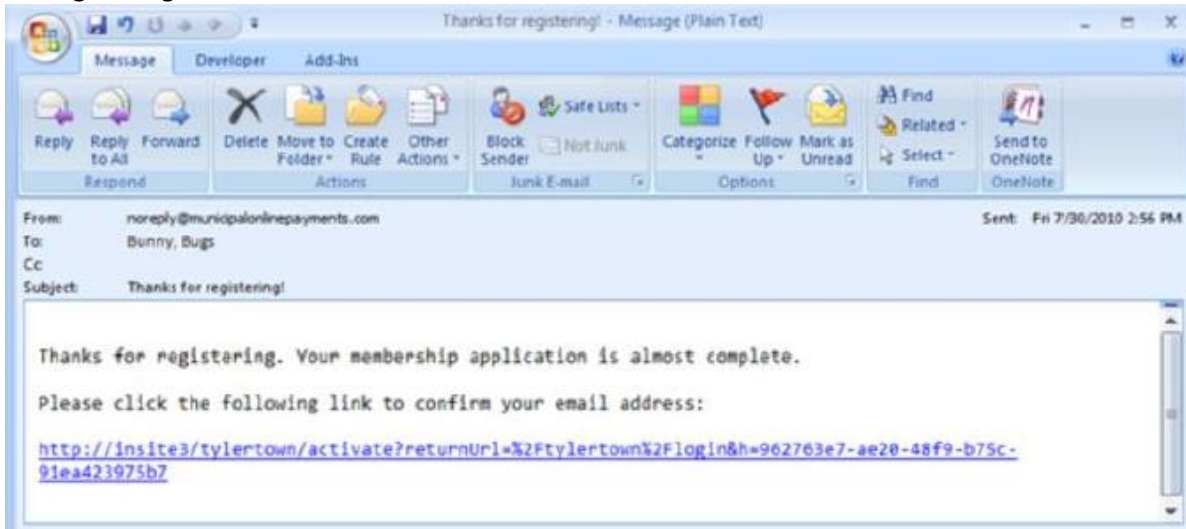
**Password required**

**Name**

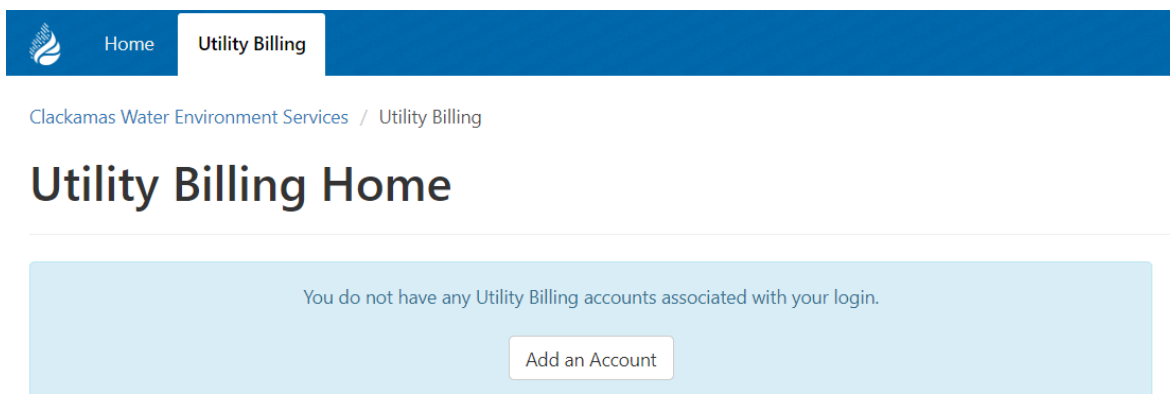
**Phone number**

Already have an account? [Login](#)

- An email is sent to your email address to confirm that your address is correct. Check your email to find the “Thanks for registering!” email.



- Click the link in the email to confirm your email address and activate your account. The link returns you to the login page for your online services website.
- Log in using your email address and password.
- Click on Link to **Add to My Services**.
- Click on Link for Utility Billing.
- Click on Add Account.  
Note: You will be prompted to input your Account Number and Last Payment Amount.



Add an account to access the following features:

- View account detail
  - Transaction history
  - Address info
  - Account info
- Pay your bill
  - Pay multiple bills in one payment
  - Save credit card for future payments
- Sign up for Paperless Billing
- Manage multiple accounts