

CLACKAMAS COUNTY BOARD OF COUNTY COMMISSIONERS

Sitting/Acting as (if applicable) Policy Session Worksheet

Presentation Date: June 13, 2017 **Approx. Start Time:** 10:30 AM **Approx Length:** 30 min

Presentation Title: Community Health Assessment and Community Health Improvement Plan Progress Update

Department: Health, Housing & Human Services, Public Health Division

Presenters: Rich Swift and Dawn Emerick

Other Invitees:

WHAT ACTION ARE YOU REQUESTING FROM THE BOARD?

No action is being requested of the Board today. This is an update to inform the Board in anticipation of a pending request to adopt the Blueprint for a Healthy Clean & Safe Clackamas, and the Community Health Improvement Plan on July 18th 2017.

EXECUTIVE SUMMARY:

Clackamas County's Public Health Authority has recently completed their second community health assessment and is currently working on developing the County's Community Health Improvement Plan (CHIP), referred to as the Blueprint for a Healthy Clean & Safe Clackamas. The goals of today's policy session include: 1) An overview of data collected including GIS maps and analysis completed over the past 15-months, 2) Sharing some of the quality of life priorities identified by the community members within each of the 10 Health Equity Zones, and 3) Updating and answering questions for members of the Board of County Commission related to the Blueprint for a Healthy Clean & Safe Clackamas which they will be asked to adopt at the July 18, 2017 policy session.

FINANCIAL IMPLICATIONS (current year and ongoing):

Is this item in your current budget? XXX YES NO

What is the cost? \$ NA

What is the funding source? NA

STRATEGIC PLAN ALIGNMENT:

- How does this item align with your Department's Strategic Business Plan goals?
Sustaining Public Health and Wellness
- How does this item align with the County's Performance Clackamas goals?
Ensuring safe, healthy and secure communities

LEGAL/POLICY REQUIREMENTS: NA

PUBLIC/GOVERNMENTAL PARTICIPATION: NA

OPTIONS: NA

RECOMMENDATION:

ATTACHMENTS: Power Point Presentation

SUBMITTED BY:

Division Director/Head Approval _____

Department Director/Head Approval _____

County Administrator Approval _____

For information on this issue or copies of attachments, please contact Dawn Emerick @ 503-655-8479

Clackamas County Public Health Division

Community Health Improvement Plan
Progress Update & Next Steps

Policy Session
June 13, 2017



Public Health
Prevent. Promote. Protect.




COMMUNITY HEALTH ASSESSMENT



COMMUNITY HEALTH IMPROVEMENT PLAN



You are here!



COMMUNITY ROADSHOWS




January-May 2017

IMPROVEMENT PLAN PROJECTS



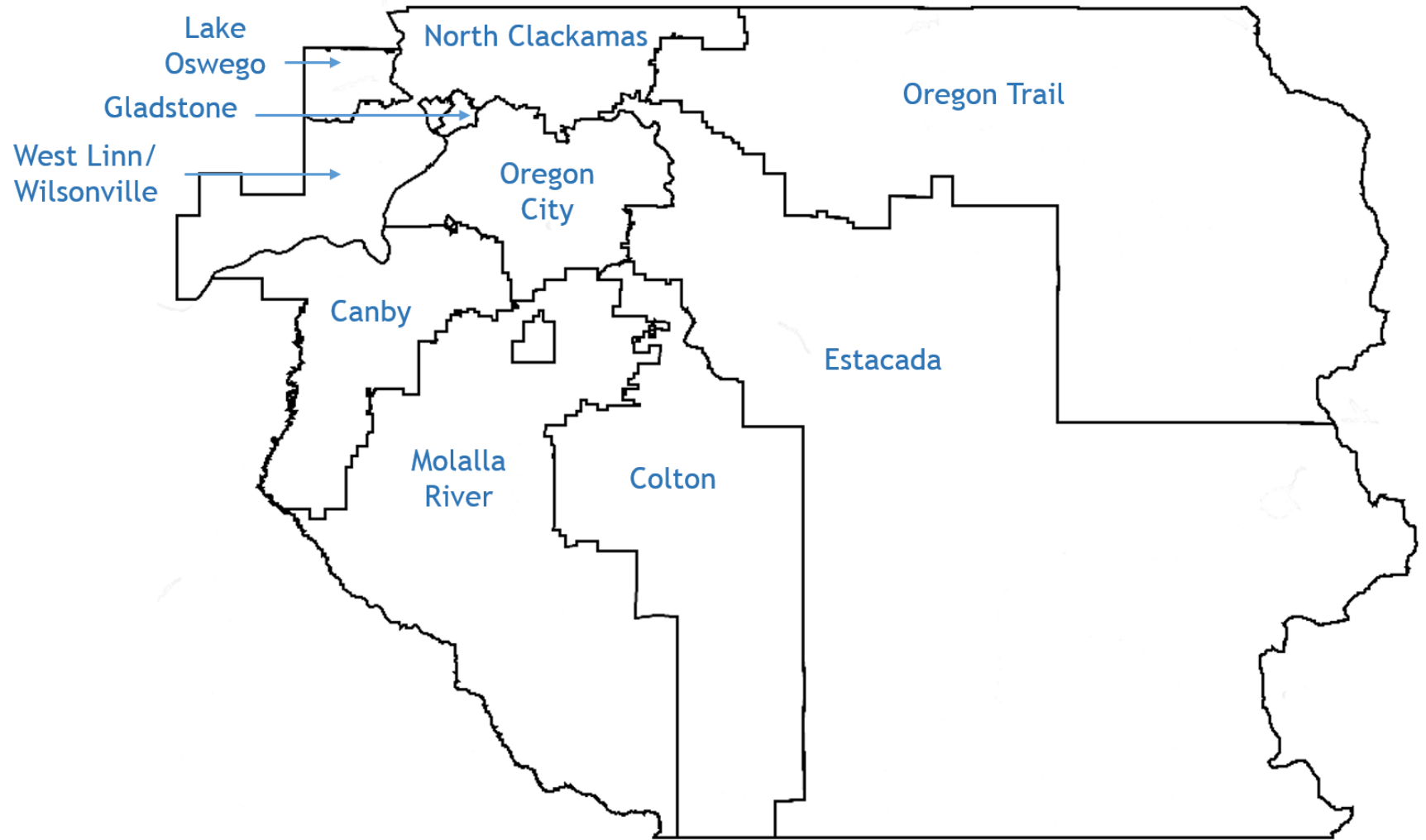
July-August 2017

COMMUNITY GRANTS



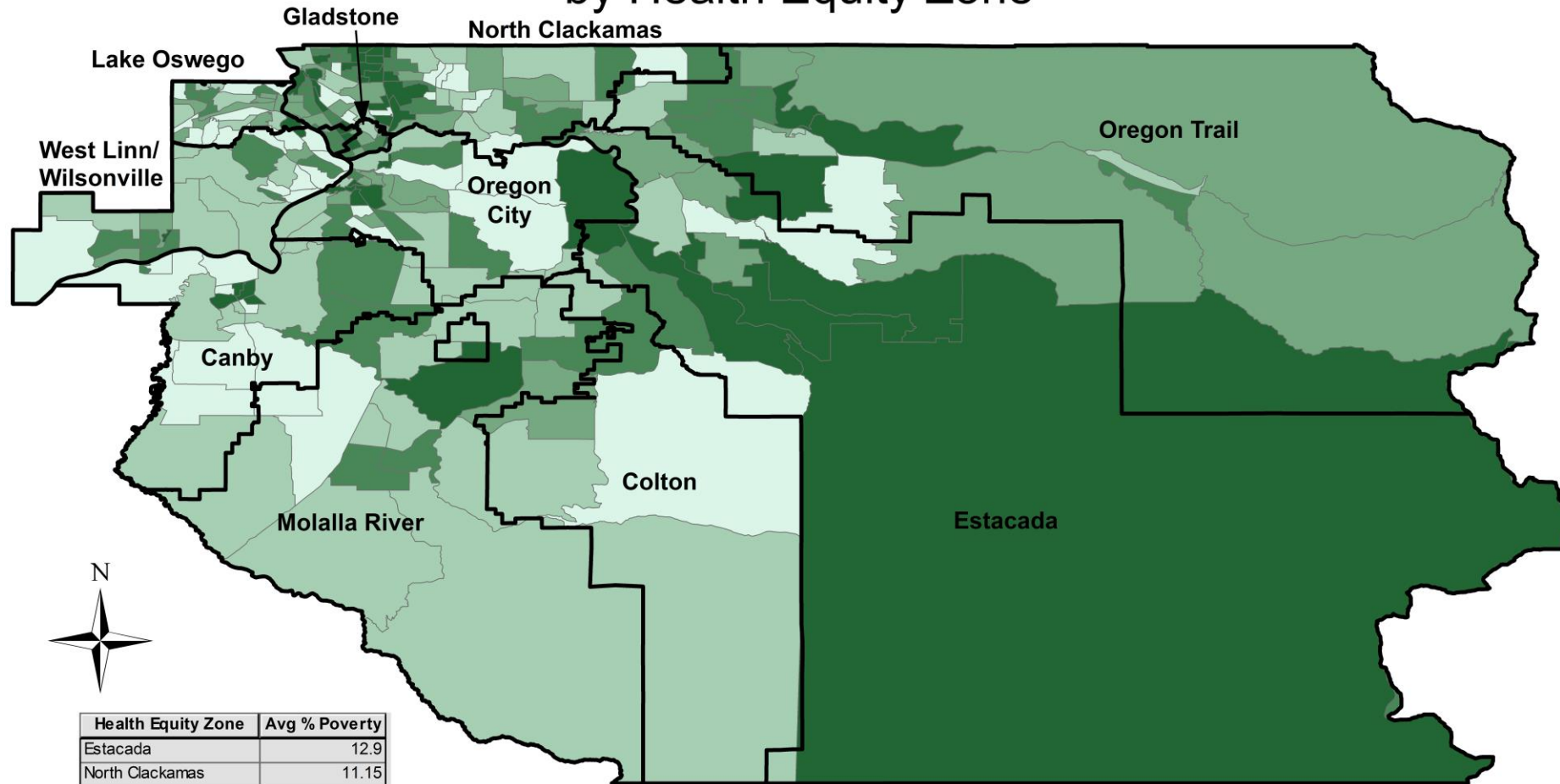
Sept 2017-Feb 2018

Health Equity Zones



Disclaimer: The boundaries of the Health Equity Zones are preliminary and subject to change upon completion of our community engagement process.

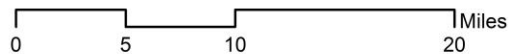
Percent of Population in Poverty per Census Block Group by Health Equity Zone



Health Equity Zone	Avg % Poverty
Estacada	12.9
North Clackamas	11.15
Gladstone	10.5
Oregon City	10.19
Oregon Trail	9.52
Canby	9.46
West Linn/Wilsonville	8.18
Molalla River	7.33
Lake Oswego	6.83
Colton	6.47

Legend

- Health Equity Zone
- Percent in Poverty (quintiles)**
- 0 - 3.5
- 3.5 - 6.4
- 6.4 - 10.2
- 10.2 - 15.5
- 15.5 - 43.3

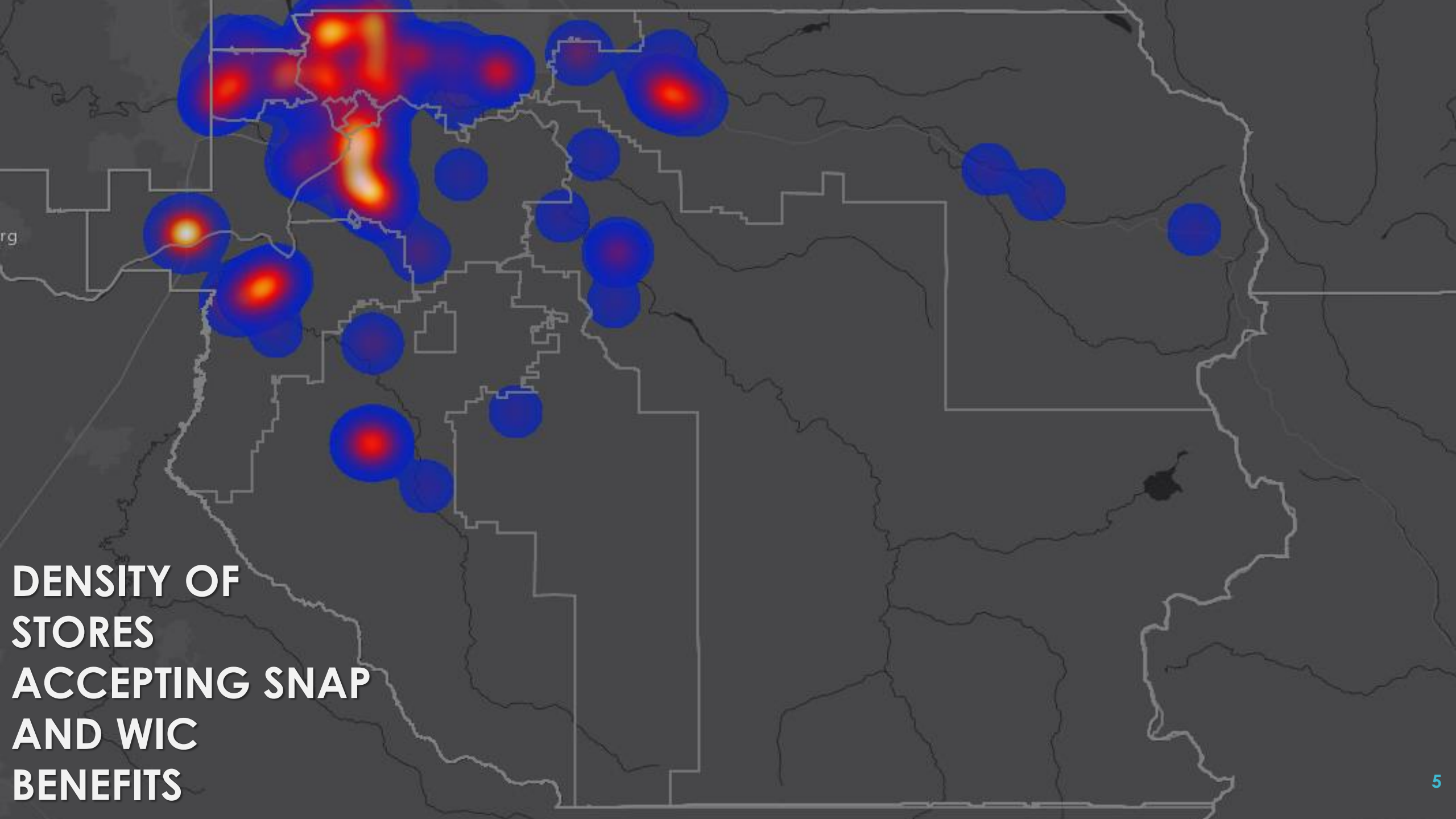


Health, Housing
& Human Services
CLACKAMAS COUNTY



Public Health
Prevent. Promote. Protect.

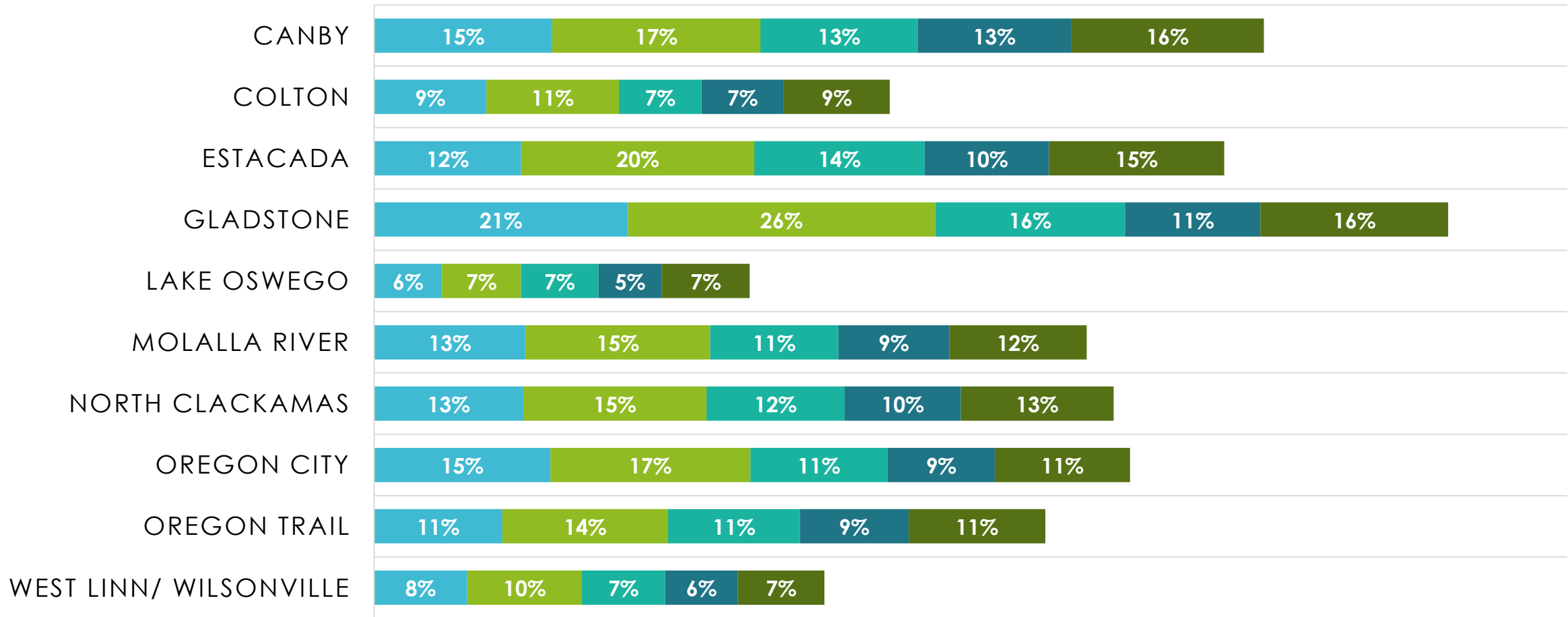
Clackamas County Public Health Department
Data Source: ACS 5-year estimates, 2011-2015 and
Clackamas County Public Health Department
Produced by: OSU Spatial Health Lab; 5/2017



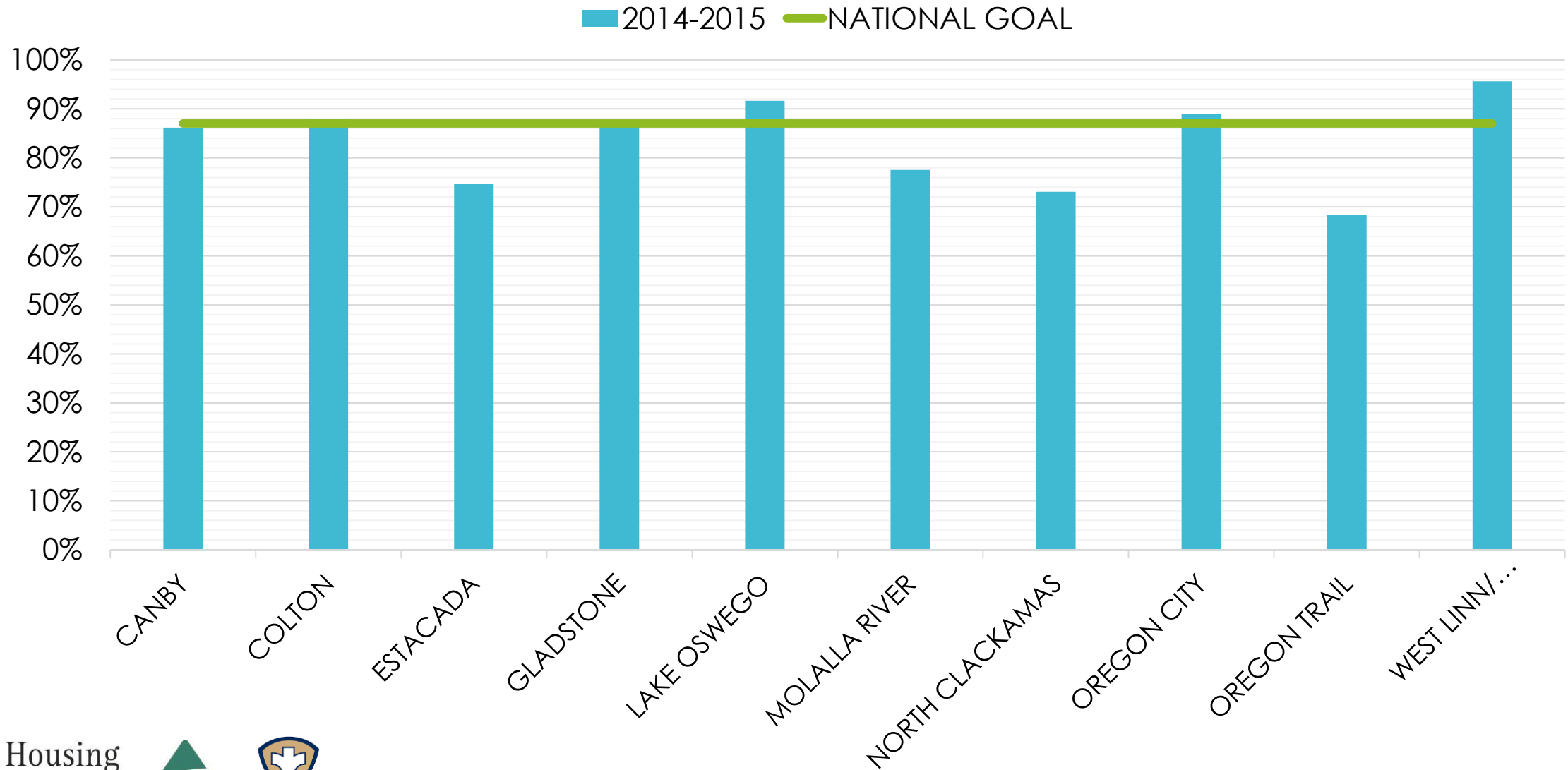
**DENSITY OF
STORES
ACCEPTING SNAP
AND WIC
BENEFITS**

ESTIMATES OF CHILDREN 5-17 LIVING IN POVERTY, BY HEALTH EQUITY ZONE 2010-2014

2010 2011 2012 2013 2014

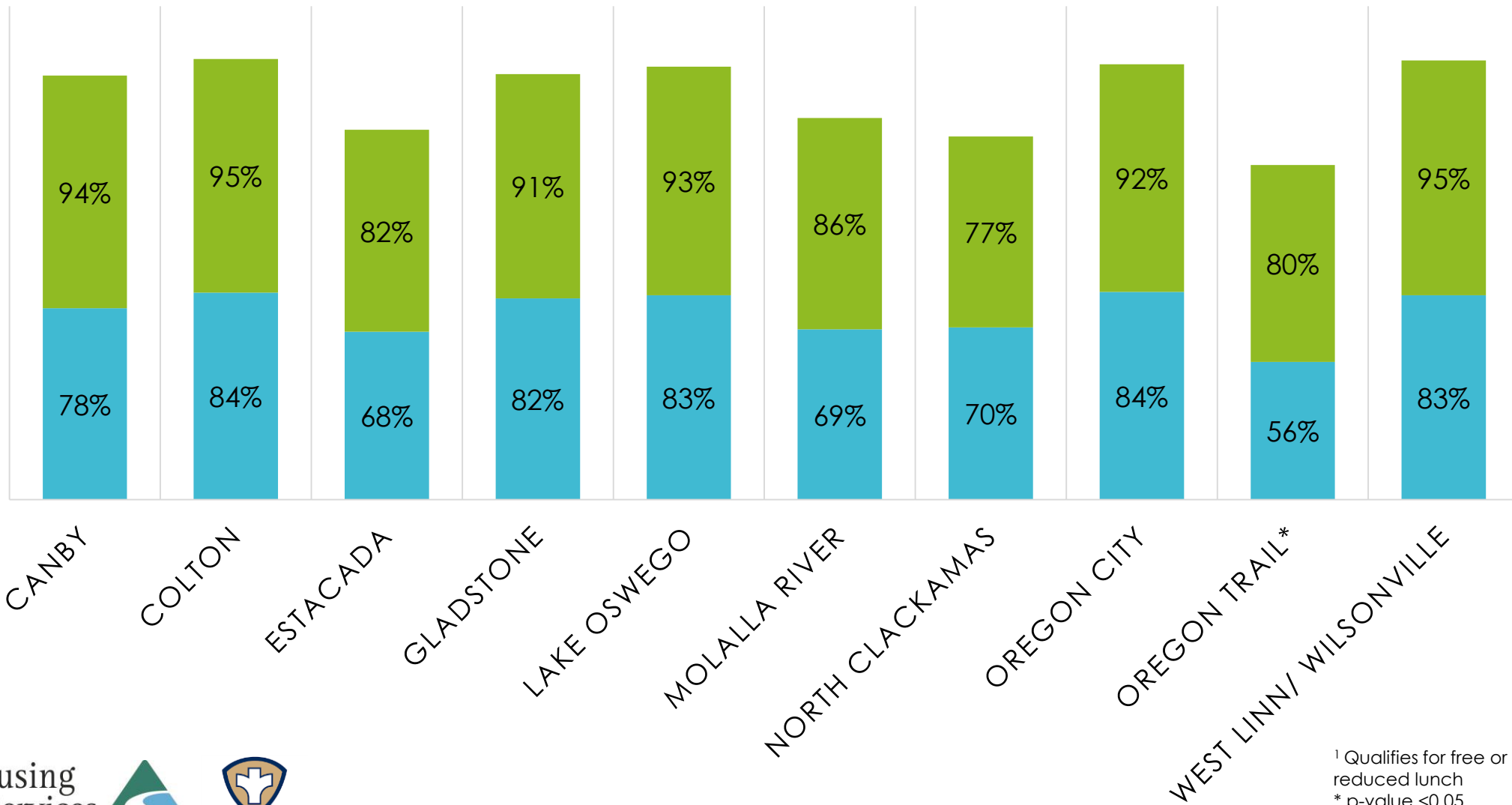


CLACKAMAS COUNTY HIGH SCHOOL GRADUATION RATE BY HEALTH EQUITY ZONE, 2014-2015



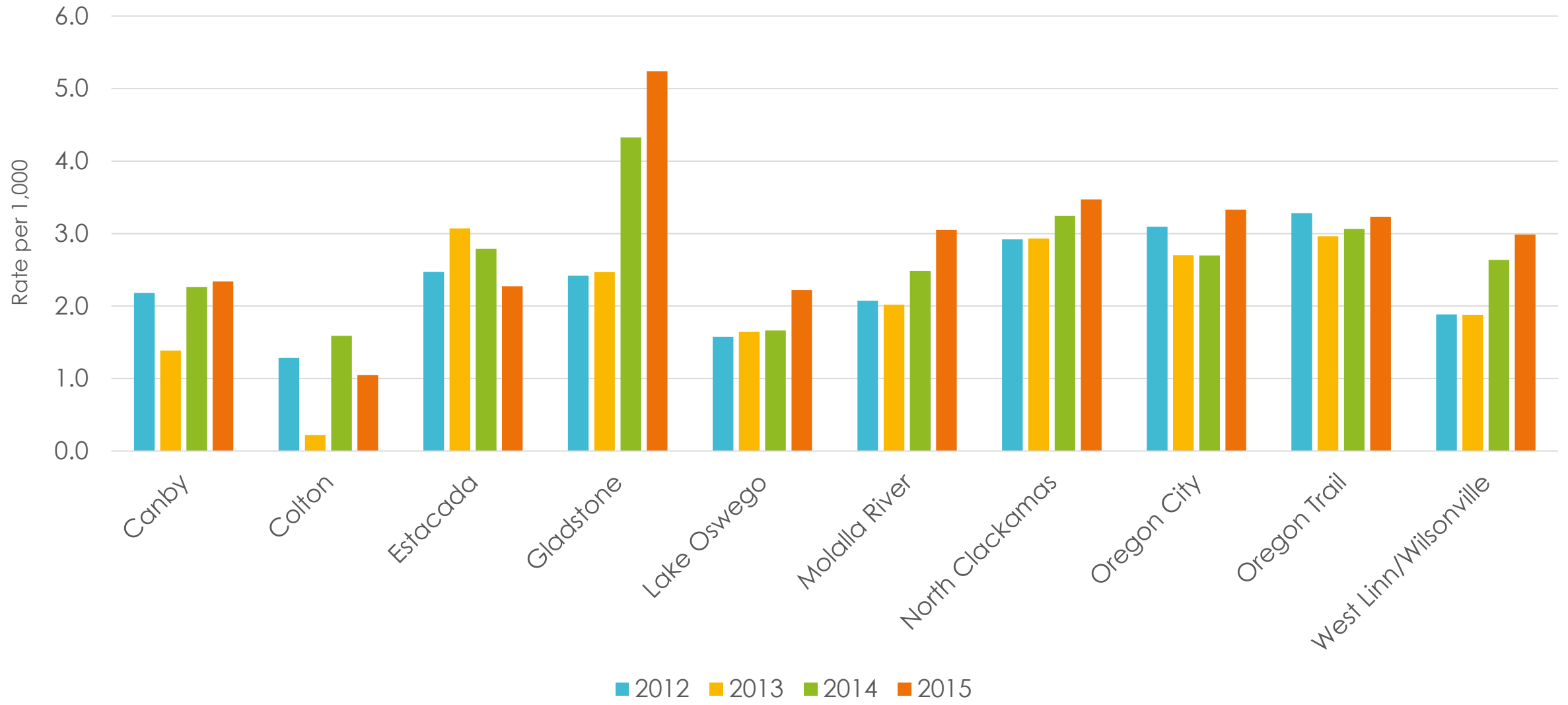
GRADUATION RATES BY ECONOMIC STATUS¹ AND HEALTH EQUITY ZONE 2014-2015

■ ECONOMICALLY DISADVANTAGED ■ NOT ECONOMICALLY DISADVANTAGED

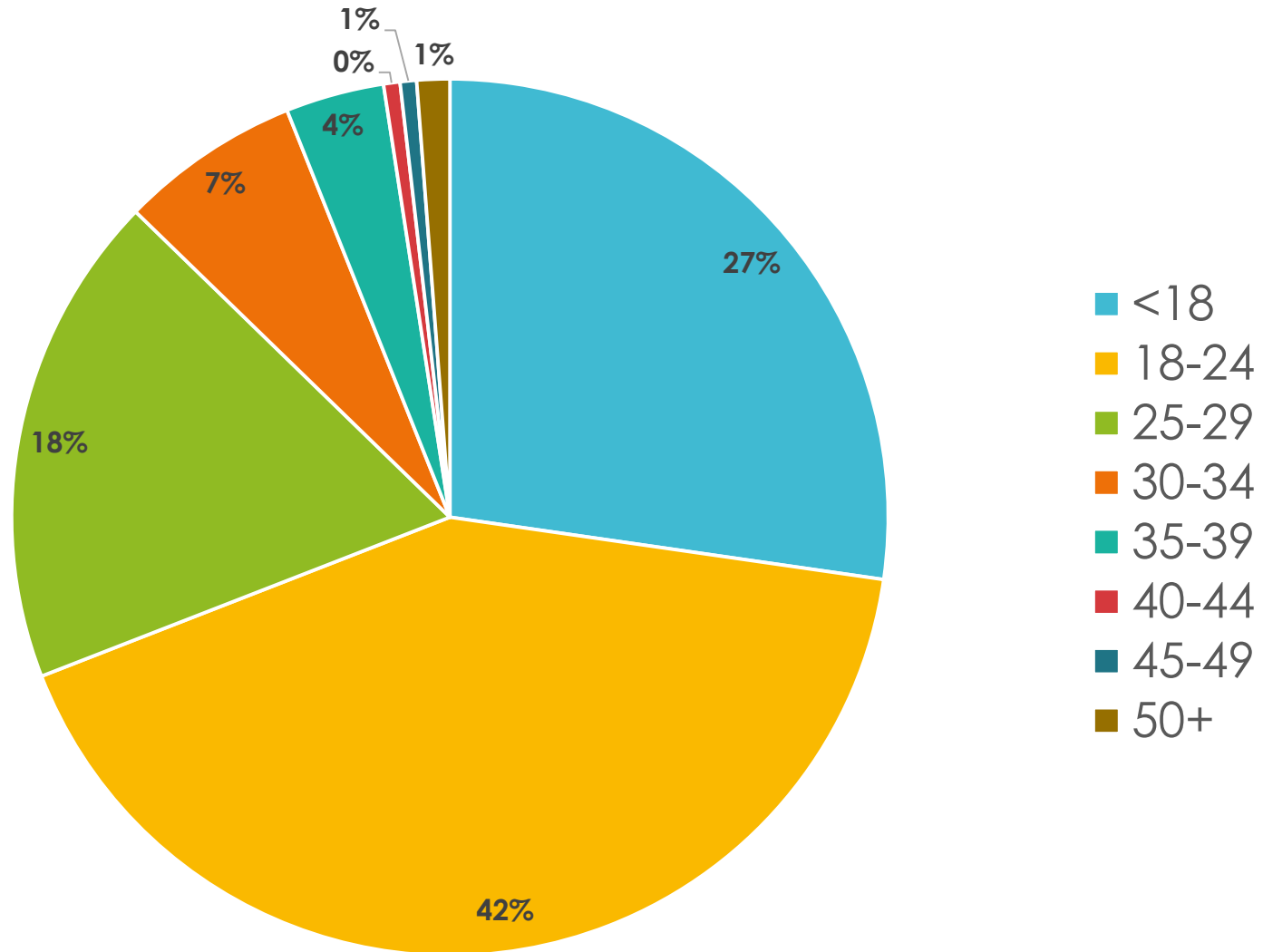


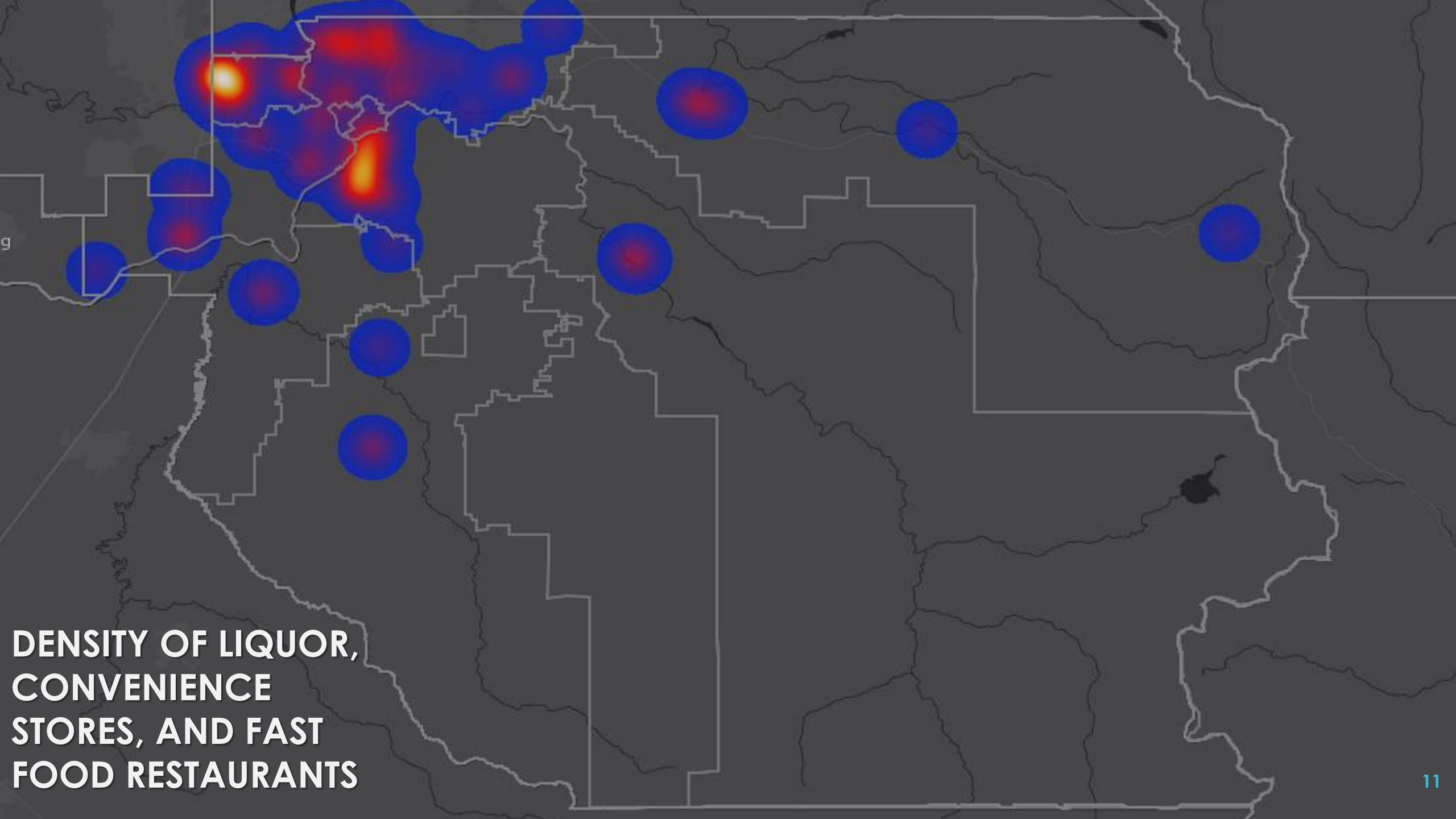
¹ Qualifies for free or reduced lunch
 * p-value <0.05

CHLAMYDIA CASE RATE PER 1,000 RESIDENTS, CLACKAMAS COUNTY, 2012-2015 BY HEALTH EQUITY ZONE

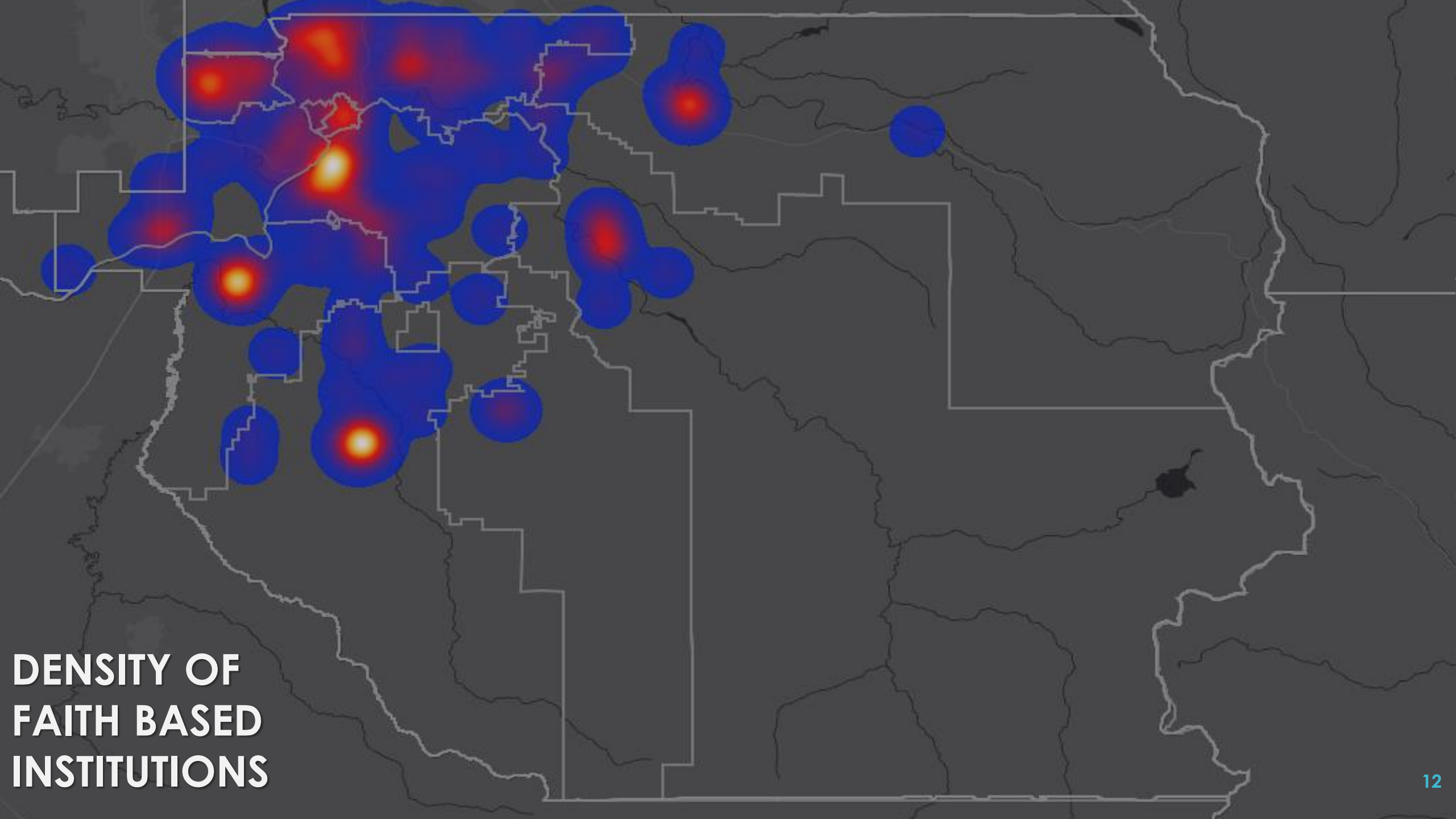


PERCENTAGE OF CHLAMYDIA CASES BY AGE, 2012-2015, GLADSTONE HEALTH EQUITY ZONE

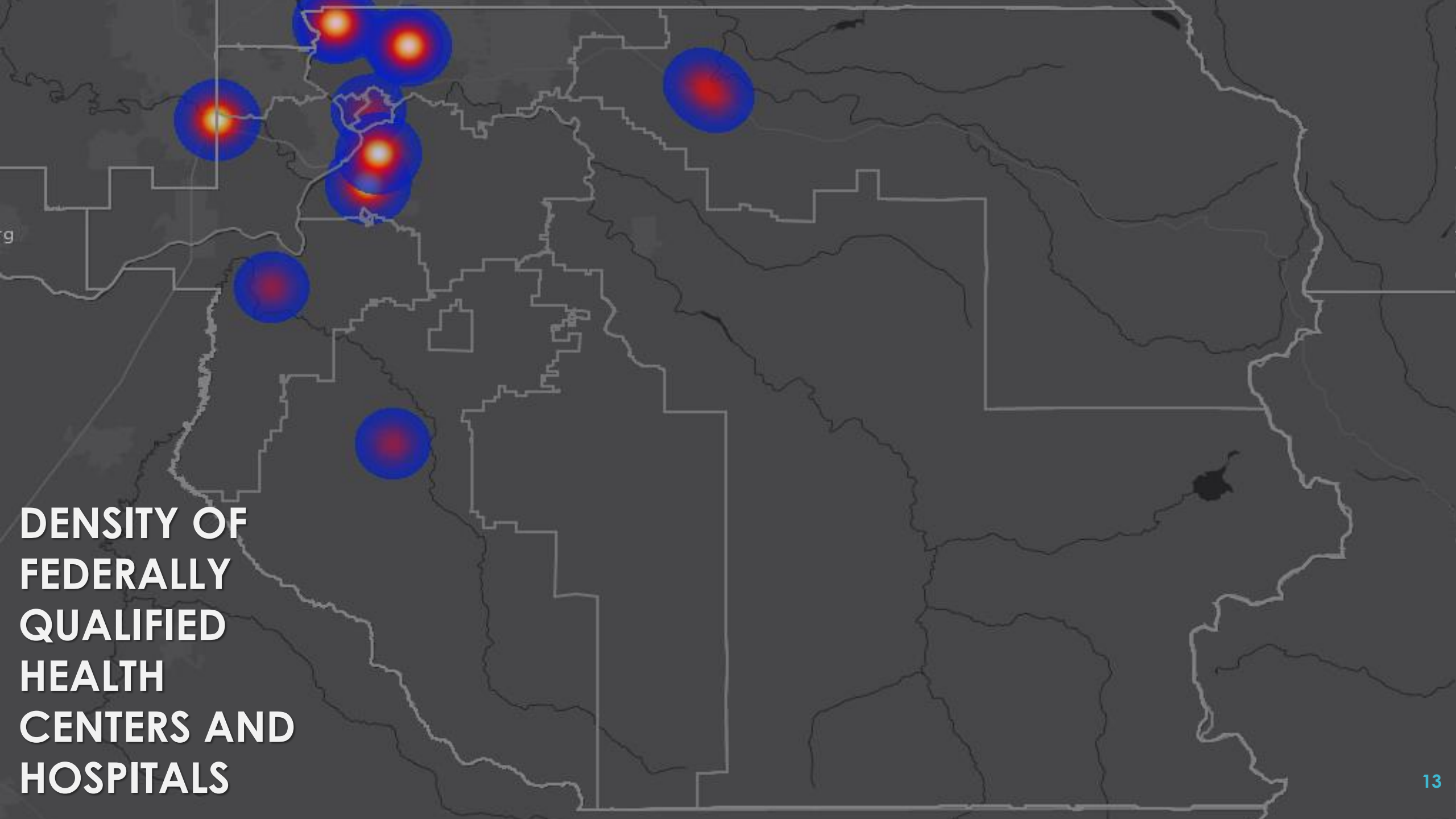




**DENSITY OF LIQUOR,
CONVENIENCE
STORES, AND FAST
FOOD RESTAURANTS**



**DENSITY OF
FAITH BASED
INSTITUTIONS**



**DENSITY OF
FEDERALLY
QUALIFIED
HEALTH
CENTERS AND
HOSPITALS**

Community Health Assessment Roadshows

Outreach Ambassadors

- Road Show Coordinators / Scheduling
- Road Show Speakers
- Road Show Note Takers

Community Health Assessment Roadshows

80 Clackamas Organizations Identified

51 Presentations Conducted to Date

5 Pending Presentations

422 Total Participants

Organizations are categorized by either Health Equity Zone or Clackamas County

Roadshows analyzed by Health Equity Zones

Community Health Assessment Roadshows

Clackamas County Prevention Coalition

Vector Control

Todos Juntos

Milwaukie Center

City of West Linn – Parks Board

Senator Merkley & Congressman Schrader Clackamas Field Staff

CASA Staff, Board & Volunteers

City of Happy Valley – City Council

Planned Parenthood

Oregon City Together

City of Gladstone Leadership

Gladstone Center for Children & Families

Orchid Health (meeting with 2 staff)

Oregon City Farmers Market Board

Clackamas Workforce Partnership

Aging Services Advisory Council

NCPRD – Leadership Team

Community Action Board

Northwest Family Services Board

Vibrant Futures Coalition

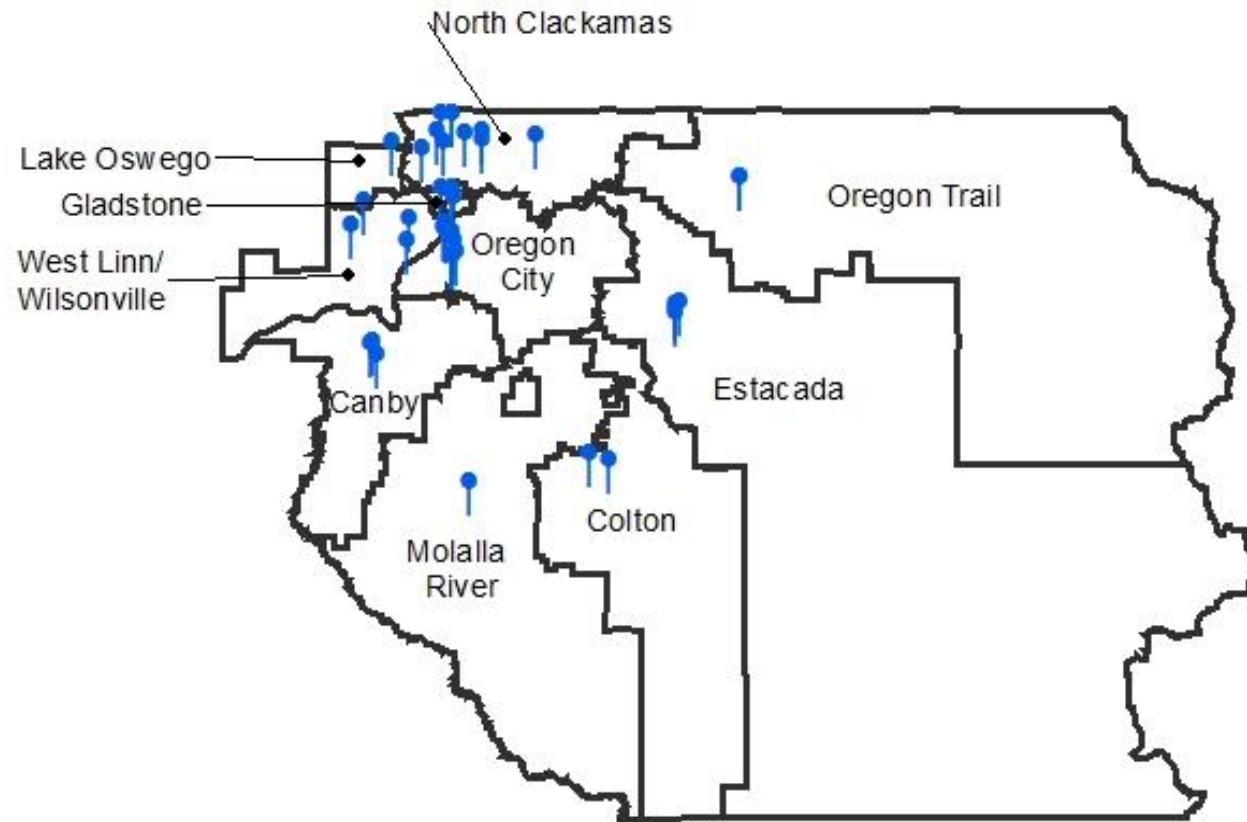
H3S Managers & Supervisors

H3S Promotion Team

Public Health All-Staff

Clackamas PHAC

Roadshow Locations



Legend

 2017 Roadshows








Health, Housing
& Human Services 
CLACKAMAS COUNTY



Public Health
Prevent. Promote. Protect.

Overall Analysis of Priorities

	Minimum Votes	Mean Votes	Maximum Votes	Total Votes
Priorities				
 Increase health care access	1	8.05	26	330
 Increase access to housing	0	7.27	32	298
 Increase high school graduation rates	0	5.83	23	239
 Increase the number of people who meet physical activity guidelines	0	4.15	16	170
 Decrease the number of people who attempt suicide	0	3.51	14	144
Decrease the number of people who are classified as obese	0	2.29	14	94
Decrease the number of high blood pressure and/or diabetes diagnoses	0	1.68	5	69
Decrease the number of youth who report alcohol use	0	1.61	9	66
Decrease the number of cardiovascular deaths	0	1.54	7	63
Decrease the number of sexually transmitted infections	0	0.63	5	26

Clackamas County Organizations

Health Equity Zone	Priority	Minimum Votes	Mean Votes	Maximum Votes	Total Votes
Clackamas County	Increase health care access	2	9.6	26	211
	Increase access to housing	0	9.3	32	205
	Increase high school graduation rates	1	7.4	23	163
	Increase the number of people who meet physical activity guidelines	0	4.4	16	96
	Decrease the number of people who attempt suicide	0	4.2	14	92
	Decrease the number of people who are classified as obese	0	2.5	14	55
	Decrease the number of cardiovascular deaths	0	2.0	9	44
	Decrease the number of high blood pressure and/or diabetes diagnoses	0	2.0	5	44
	Decrease the number of youth who report alcohol use	0	1.8	7	39
	Decrease the number of sexually transmitted infections	0	0.9	5	19
	Number of Participants	4	12.3	24	234



Canby Health Equity Zone

Canby	Increase access to housing	1	1.0	1	1
	Increase health care access	1	1.0	1	1
	Decrease the number of cardiovascular deaths	0	0.0	0	0
	Decrease the number of high blood pressure and/or diabetes diagnoses	0	0.0	0	0
	Decrease the number of people who are classified as obese	0	0.0	0	0
	Decrease the number of people who attempt suicide	0	0.0	0	0
	Decrease the number of sexually transmitted infections	0	0.0	0	0
	Decrease the number of youth who report alcohol use	0	0.0	0	0
	Increase high school graduation rates	0	0.0	0	0
	Increase the number of people who meet physical activity guidelines	0	0.0	0	0
	Number of Participants	1	1.0	1	1

Colton Health Equity Zone

Colton	Decrease the number of people who attempt suicide	5	5.0	5	5
	Increase health care access	5	5.0	5	5
	Increase the number of people who meet physical activity guidelines	2	2.0	2	2
	Decrease the number of cardiovascular deaths	1	1.0	1	1
	Decrease the number of youth who report alcohol use	1	1.0	1	1
	Decrease the number of high blood pressure and/or diabetes diagnoses	0	0.0	0	0
	Decrease the number of people who are classified as obese	0	0.0	0	0
	Decrease the number of sexually transmitted infections	0	0.0	0	0
	Increase access to housing	0	0.0	0	0
	Increase high school graduation rates	0	0.0	0	0
	Number of Participants	5	5.0	5	5

Estacada Health Equity Zone

Estacada	Increase access to housing	0	6.5	13	13
	Increase health care access	1	6.0	11	12
	Increase high school graduation rates	0	4.5	9	9
	Decrease the number of cardiovascular deaths	0	2.5	5	5
	Decrease the number of people who are classified as obese	0	2.0	4	4
	Decrease the number of high blood pressure and/or diabetes diagnoses	0	1.5	3	3
	Decrease the number of youth who report alcohol use	0	1.5	3	3
	Decrease the number of people who attempt suicide	0	1.0	2	2
	Decrease the number of sexually transmitted infections	1	1.0	1	2
	Increase the number of people who meet physical activity guidelines	0	0.5	1	1
	Number of Participants	1	13.0	25	26

Gladstone Health Equity Zones

Gladstone	Increase the number of people who meet physical activity guidelines	2	4.0	6	8
	Increase access to housing	0	2.5	5	5
	Increase health care access	2	2.5	3	5
	Decrease the number of high blood pressure and/or diabetes diagnoses	1	1.0	1	2
	Decrease the number of people who attempt suicide	1	1.0	1	2
	Decrease the number of sexually transmitted infections	1	1.0	1	2
	Increase high school graduation rates	1	1.0	1	2
	Decrease the number of people who are classified as obese	0	0.5	1	1
	Decrease the number of cardiovascular deaths	0	0.0	0	0
	Decrease the number of youth who report alcohol use	0	0.0	0	0
Number of Participants	3	4.5	6	9	

Molalla River Health Equity Zone

Molalla River	Decrease the number of high blood pressure and/or diabetes diagnoses	5	5.0	5	5
	Decrease the number of youth who report alcohol use	4	4.0	4	4
	Increase high school graduation rates	4	4.0	4	4
	Decrease the number of cardiovascular deaths	3	3.0	3	3
	Increase access to housing	3	3.0	3	3
	Increase health care access	3	3.0	3	3
	Decrease the number of people who are classified as obese	2	2.0	2	2
	Decrease the number of people who attempt suicide	2	2.0	2	2
	Increase the number of people who meet physical activity guidelines	1	1.0	1	1
	Decrease the number of sexually transmitted infections	0	0.0	0	0
	Number of Participants	9	9.0	9	9

North Clackamas Health Equity Zone

North Clackamas	Increase health care access	4	8.8	18	35
	Increase access to housing	5	7.8	16	31
	Increase the number of people who meet physical activity guidelines	2	5.3	8	21
	Increase high school graduation rates	0	4.0	11	16
	Decrease the number of people who attempt suicide	0	3.3	7	13
	Decrease the number of people who are classified as obese	0	2.5	6	10
	Decrease the number of high blood pressure and/or diabetes diagnoses	0	1.5	4	6
	Decrease the number of youth who report alcohol use	0	1.0	4	4
	Decrease the number of cardiovascular deaths	0	0.3	1	1
	Decrease the number of sexually transmitted infections	0	0.3	1	1
	Number of Participants	7	12.0	20	48

Oregon City Health Equity Zone

Oregon City	Increase health care access	2	5.3	9	16
	Increase access to housing	2	4.0	8	12
	Increase the number of people who meet physical activity guidelines	1	4.0	6	12
	Increase high school graduation rates	1	3.7	7	11
	Decrease the number of people who are classified as obese	1	2.7	5	8
	Decrease the number of cardiovascular deaths	0	2.0	6	6
	Decrease the number of people who attempt suicide	1	2.0	3	6
	Decrease the number of youth who report alcohol use	0	2.0	3	6
	Decrease the number of high blood pressure and/or diabetes diagnoses	0	1.3	2	4
	Decrease the number of sexually transmitted infections	0	0.0	0	0
	Number of Participants	3	9.0	16	27

Oregon Trail Health Equity Zone

Oregon Trail	Increase high school graduation rates	8	12.0	16	24
	Increase access to housing	5	10.0	15	20
	Increase health care access	4	9.5	15	19
	Increase the number of people who meet physical activity guidelines	4	6.0	8	12
	Decrease the number of people who attempt suicide	2	3.5	5	7
	Decrease the number of cardiovascular deaths	0	1.0	2	2
	Decrease the number of high blood pressure and/or diabetes diagnoses	0	1.0	2	2
	Decrease the number of people who are classified as obese	0	1.0	2	2
	Decrease the number of sexually transmitted infections	0	1.0	2	2
	Decrease the number of youth who report alcohol use	0	0.0	0	0
Number of Participants	9	15.0	21	30	

West Linn/ Wilsonville Health Equity Zone

West Linn/Wilsonville	Increase health care access	5	7.7	9	23
	Increase the number of people who meet physical activity guidelines	4	5.7	8	17
	Decrease the number of people who attempt suicide	3	5.0	8	15
	Decrease the number of people who are classified as obese	0	4.0	8	12
	Increase high school graduation rates	0	3.3	10	10
	Increase access to housing	1	2.7	6	8
	Decrease the number of youth who report alcohol use	0	2.0	5	6
	Decrease the number of cardiovascular deaths	0	1.3	3	4
	Decrease the number of high blood pressure and/or diabetes diagnoses	0	1.0	3	3
	Decrease the number of sexually transmitted infections	0	0.0	0	0
Number of Participants	5	11.0	14	33	

Community Implementation & Funding

NEXT STEPS

- Meet with all H3S Directors and other county departments to discuss alignment county strategies
- Seek BCC adoption of the Community Health Improvement Plan: **Blueprint to a Healthy, Safe and Clean Clackamas** in July
- Plan a **Blueprint to a Healthy, Safe and Clean Clackamas** community release event in August
- Join one of the county's **Blueprint to a Healthy, Safe and Clean Clackamas** Sub-Committees to help implement the county's Blueprint
- Solicit **Blueprint to a Healthy, Safe and Clean Clackamas** Grant Applications

THANK YOU!

Dawn Emerick, Ed.D
Public Health Director
503-655-8473
DEmerick@clackamas.us

Philip Mason, MPH
Senior Policy Analyst
503-742-5956
PMason@clackamas.us

Amanda Brunton, MPH
Epidemiologist
503-742-5361
ABrunton@clackamas.us



Public Health
Prevent. Promote. Protect.